


1999 Chicago Bears Media Guide



Our 80th Season



www.chicagobears.com

Chicago Bears
The Official Site



In July 1999, the Chicago Bears launched the team's first official web site. Located at <http://www.chicagobears.com>, the site provides visitors an unparalleled, state-of-the-art look into the Chicago Bears.

Complete with news from Halas Hall, training camp and Soldier Field on gameday, the site uses cutting-edge technology to give fans a one-of-a-kind glimpse behind the scenes of the team.

The site provides visitors with photos, press releases and team reports that are available to media members. In addition, users can participate in live chat sessions and Q&A forums with current and former Bears. A variety of season-long features, such as player journals and player reviews of books, movies, CDs and video games, will allow users a unique perspective into the personalities of their favorite Bears players.

ChicagoBears.com delivers a variety of sections for Bears fans of all ages:

- **Locker Room:** In-depth profiles and interviews with players, coaches and Bears Hall of Famers; inside looks into practice and a virtual tour of Halas Hall.
- **Game Day:** Everything you need to prepare for a trip to a game at Soldier Field or just watching from your living room. Expert analysis of upcoming games, reviews of previous games with archives of statistics, and even a virtual tailgating feature.
- **Bears Den:** The official online Bears Fan Community. In addition to interacting with players through chat sessions and e-mail messages, a free membership qualifies fans to read player journals, post their own Bears memories and communicate with other Bears fans around the world.
- **Kidzone:** This section, patrolled by the Bears' official Internet mascot, is a virtual clubhouse of Halas Hall. Kids can sign up for youth football competitions, participate in interactive games with players and other young Bears fans, and even join a free online Kids Club.
- **Press Room:** Press releases and team history features are just the beginning to the insight and team information available here.
- **Stadium:** Everything you wanted to know about Soldier Field from the comforts of your own home or office. View an interactive stadium map and find the complete facts about tickets, skyboxes and gameday information.
- **Bear Wear:** Bears' apparel, books, tailgating equipment and other one-of-a-kind items and memorabilia available for purchase or auction.

With more interactive features added throughout the season, each visit to ChicagoBears.com will be a new one for media and fans. Whether you're looking to get information on your favorite Bears players, locate answers for hard-to-find trivia questions, or looking to participate in some interactive games, ChicagoBears.com is the place to be.

Chicago Bears
The Official Site





1999 Schedule

PRE-SEASON

Sat.	Aug. 7	BEARS	___	INDIANAPOLIS COLTS	___	7:00 PM
Fri.	Aug. 13	BEARS	___	at Pittsburgh Steelers	___	6:30 PM
Sat.	Aug. 21	BEARS	___	ST. LOUIS RAMS	___	7:00 PM
Sat.	Aug. 28	BEARS	___	at Cleveland Browns	___	7:00 PM

REGULAR SEASON

Sun.	Sept. 12	BEARS	___	KANSAS CITY CHIEFS	___	NOON
Sun.	Sept. 19	BEARS	___	SEATTLE SEAHAWKS	___	NOON
Sun.	Sept. 26	BEARS	___	at Oakland Raiders	___	3:15 PM
Sun.	Oct. 3	BEARS	___	NEW ORLEANS SAINTS	___	NOON
Sun.	Oct. 10	BEARS	___	at Minnesota Vikings	___	NOON
Sun.	Oct. 17	BEARS	___	PHILADELPHIA EAGLES	___	NOON
Sun.	Oct. 24	BEARS	___	at Tampa Bay Buccaneers	___	NOON
Sun.	Oct. 31	BEARS	___	at Washington Redskins	___	NOON
Sun.	Nov. 7	BEARS	___	at Green Bay Packers	___	NOON
Sun.	Nov. 14	BEARS	___	MINNESOTA VIKINGS	___	NOON
Sun.	Nov. 21	BEARS	___	at San Diego Chargers	___	3:15 PM
Thu.	Nov. 25	BEARS	___	at Detroit Lions	___	11:40 AM
Sun.	Dec. 5	BEARS	___	GREEN BAY PACKERS	___	NOON
Sun.	Dec. 12	<i>Bye Week</i>				
Sun.	Dec. 19	BEARS	___	DETROIT LIONS	___	NOON
Sun.	Dec. 26	BEARS	___	at St. Louis Rams	___	NOON
Sun.	Jan. 2	BEARS	___	TAMPA BAY BUCCANEERS	___	NOON

Chicago time: **HOME** games in blue

CREDITS

The Chicago Bears 1999 Media Guide was produced by the Bears' Public Relations Department. Cover photo and all inside photos by team photographer Bill Smith. Printed by Commercial Lithographers, Inc. of Bensenville, IL (630 / 860-5444). Special thanks to Phil Handler.



Index

100-yard Receiving Games	198-199	Records—Versus Active Teams	261
100-yard Rushing Games	196-197	Results—Pre-season	232-235
300-yard Passing Games	200	Results—Regular season	237-249
600 Wins	193	Results—Team-by-team ("Bears vs. NFL")	252-261
1985-98 Season Stats	243-249	Retired Numbers	213
1998 Final NFL Standings	133	Road Trip Hotels / Headquarters	270
1998 Bears Final Statistics	134-135	Rookie Records	148
1998 Game Summaries	136-143	Rookie Starters	85
All-time Practice Squad	223	Roster, 1999	130-131
All-time Roster	220-230	Roster, All-time	220-230
All-time Starters (1965-1998)	241-249	Schedule, 1999 (NFL)	Inside back cover
Annual Leaders	190-195	Schedule, Bears 1999	1; back cover
Assistant Coaches, all-time	231	Schedule, 1999 NFL Pre-season	269
Assistant Coaches Bios	10-17	Season stats, 1985-1998	243-249
Attendance	187	Soldier Field	250
Attendance records, Bears among NFL	101	Soldier Field, longest plays at	161
Bears Care & the Gala	26,38,100	Special Teams Tackles, '98	17
Bears Share	267	Staff photos	18-25
Bears vs. the NFL	252-261	Standings, 1998 Final	133
Career Coaching Records	10, 179	Starters, All-Time	241-249
Career Leaders in various stats	179-182	Super Bowl, Future Sites	49
Career Statistics of Active Bears	132	Super Bowl, Winners vs. Bears	231
Central Division Standings (1978-1998)	106	Team Records — Defense	171-178
Coaches' Bios	8-17	Team Records — Offense	162-170
Dates for 1999-2000	268	Team-by-Team Records vs. Bears	252-261
Dick Jauron Show	263	Television and Radio Shows	265
Directions to Halas Hall	178	Ticket Office	267
Directions to Platteville, WI	251	Tie Games	260
Directory, Bears Staff	3	Trades, recent	89
Draft, 1999	109	Training Camp	251
Drafts (All-time)	206-211	Transactions (Off-season 1999)	12-13
Draftee Bios '99	109-123	Undrafted Free Agents 1999 bios	128-129
Draftees by position in the '90s	113	Undrafted free agents (general)	108
Fan Club / Fan Convention	60, 77	Veteran Bios	27
First-Round Picks, All-Time	205	Year-by-year results	237-249
Game Summaries, '98	136-143		
Halas Hall at Conway Park	94, 178	Miscellaneous Items:	
Halas, George S.	188	40 Rushes vs. 40 Passes	29
Halas, George, Jr. ("Mugs")	189	Air Miles (Bears' air travel totals 1995-99)	170
Hall of Famers	201-204	Allen, James' Spark	74
Head Coaches All-Time	10	Artificial Turf	79
History	4-5, 183-186	Barry Sanders	255
Hotels, team's road for '99 season	270	'Bear Down' fight song	5
How The Bears Were Built	144	Birthdays During the Season	43
Individual Records	150-159	Blown Leads	229
International Games	234	Cold Weather Games ("Brrrrr")	96
Internet	inside front cover, 91, 267	Come From Behind Wins	228
Jauron, Coach Dick	8	Contract Expiration	40
Jersey Numbers, All-Time	212-219	December Road Wins	103
Jersey Numbers, Retired	213	Domed Stadium Records	79
Last Time, The	145-147	Eight Points	254
Longest Plays at Soldier Field	161	Emerging Engram	61
Luncheon Series	265	Europe League '99, Bears' in NFL	205
Media Information	270	Field Museum Exhibit '99	242
NFL and PR Phone Numbers	268	First-ever Starts in '98	202
Openers	167	Franchise Moves	257
Opening Day Rookie Starters	85	Gettin' Past The Pats	122
Opponents' Records	160	Glyn's Profitable Returns	75
Overseas Games, Bears'	234	Hatley's Trades	89
Overtime Games	263	Instant Replay, NFL '99	55, 57
Payton, Walter	189	Jaeger: 80/80/80 man	31
Piccolo Award & Winners	105	Kramer's TD Tosses	82
Platteville	251	Mincamp rules, NFL	115
Play-by-Play Announcers	266	Monday Night Football	264
Players with Pro Experience Bios	124-128	Most-watched TV Games	236
Post-season Records	149	Naming the Bears	4
Post-season Results	236	Organ Donor program	11
PR Telephone Numbers (around the NFL)	268	"Passing Fancy"	153
Practice Squad, all-time	223	Playoff Experience	34
Pre-season Results (Bears all-time)	232-235	Playoff Payouts	92
Pre-Season Schedule (NFL 1999)	269	Sacks, Stacked Against (not allowing '98)	32
Pro Bowlers	262-263	Safeties	30
Pronunciation Guide	131	Scoring Streak / Non-shutouts	63
QB's Drafted #1 by Bears	111	Season Openers	167
QB Rating (the Excel formula)	52	State of the Bears (states of origin)	173
Quarterback Ratings (Bears' best)	200	Strike, games affected by '82 & '87 player's	118
Radio Affiliates ("Bears Radio Network")	267	Thanksgiving Day Games	194
Rankings, Bears in NFL	186	W's Around the League	107
Records—Versus Extinct Franchises	260	Wrigley Field Record	219



Club Directory

BOARD OF DIRECTORS

Ed McCaskey	<i>Chairman Emeritus</i>
Michael McCaskey	<i>Chairman of the Board</i>
Virginia McCaskey	<i>Secretary</i>
Ted Phillips	<i>President and CEO</i>
Ed McCaskey, Jr.	
Andrew McKenna	
Walter Payton	
Pat Ryan	

HEADQUARTERS

Halas Hall
1000 Football Drive
Lake Forest, IL 60045
847 / 295 - 6600
www.chicagobears.com

MANAGEMENT / ADMINISTRATION

President and CEO.....	Ted Phillips
Vice President.....	Tim McCaskey
Director of Business Operations.....	Jim Miller
Director of Administration.....	Bill McGrane
Director of Special Projects.....	Pat McCaskey
Administrative Assistants.....	Ann Quint, Dianne Shabat, Robyn Wilkey

MARKETING

Director of Marketing/Broadcasting.....	Ken Valdiserri
Manager of Sales & Development.....	Jack Trompeter
Publications Director.....	John Conroy
Manager, Internet Services.....	Dan Migala
Skybox Manager.....	Caroline Guip
Manager of Special Events / Fan Relations.....	Francie Portrey
Administrative Assistant.....	JulieAnn Henry

PUBLIC RELATIONS

Director of Public Relations.....	Bryan Harlan
Assistant Director.....	Scott Hagel
Administrative Assistant.....	Anne Appel

COMMUNITY RELATIONS

Director of Community Relations.....	John Bostrom
Bears Care/Comm. Relations Ass't.....	Sarah Thilman

TICKETS

Director of Ticket Operations.....	George H. McCaskey
Assistant Director.....	Kendra Lindborg
Customer Service Reps.....	Bill Collingbourne, Linda Grubb

ACCOUNTING

Controller.....	Kris Coatney
Financial Analyst.....	Chad Fuller
Accounting Assistant.....	Lorelei Potts
Administrative Assistant.....	Meredith Vail

COMPUTERS

Director of Information Systems.....	Greg Gershuny
Assistant Director.....	Grant Denten

OFFICE STAFF

Administration.....	Clyde Emrich
Administration.....	Phil Handler
Receptionist.....	Sharon Lehner
Player Programs / Skybox Assistant.....	Emily Miller
Stadium Operations.....	Bryan Pett
Building Maintenance.....	Ole Halvorson
Mailroom.....	Max Swiatek

COACHING STAFF

Head Coach.....	Dick Jauron
Offensive Line.....	Bob Wylie
Offensive Coordinator.....	Gary Crowton
Defensive Coordinator.....	Greg Blache
Defensive Line.....	Rex Norris
Linebackers.....	Dale Lindsey
Defensive Backs.....	Vance Bedford
Running Backs.....	Earle Mosley
Wide Receivers.....	Mike Borich
Tight Ends.....	Jim Bollman
Special Teams.....	Keith Armstrong
Administrative Assistant.....	Barb Allen
Administrative Assistant.....	Colette Barker

PLAYER PERSONNEL

Vice President of Player Personnel.....	Mark Hatley
Director of College Scouting.....	Bill Rees
Director of Pro Personnel.....	Rick Spielman
Area Scouts.....	Marty Barrett, Phil Emery, Pat Roberts, Jeff Shiver, John Paul Young
BLESTO Scout.....	Glenn Schembechler
Pro Scout.....	George Paton
Pro Scout.....	Jim Cantelupe
Intern.....	Jonathan Stiegel
Administrative Assistant.....	Chrissy Mauck

FOOTBALL STAFF

Physical Development Coordinator.....	Russ Riederer
Asst. Physical Development Coordinator.....	Steve Little
Offensive Quality Control.....	Eric Studesville
Defensive Quality Control.....	Chuck Bullough
Head Athletic Trainer.....	Tim Bream
Assistant Athletic Trainer.....	Eric Sugarman
Assistant Athletic Trainer.....	Bobby Slater
Equipment Manager.....	Tony Medlin
Assistant Equipment Manager.....	Carl Piekarski
Head Groundskeeper.....	Ken Mrook
Assistant Head Groundskeeper.....	John Berta
Groundskeeper Assistant.....	Joe Krajniak
Director of Player Development.....	Brian McCaskey
Coordinator of Player Programs.....	Dwayne Joseph
Director of Video Services.....	Dean Pope
Assistant Video Director.....	Dave Hendrickson
Video Assistant.....	Peter Taylor
Consulting Orthopaedists.....	Mark Bowen, Gordon Nuber, Michael Schafer
Consulting Internists.....	Michael Ankin, Howard Katz, Jerry Osher
Team Photographer.....	Bill Smith



The Bears

One of the world's most storied professional sports franchises, the Chicago Bears were established in 1920 as George Halas founded professional football with representatives from 12 other clubs in Canton, Ohio. Halas was not only the team's founder but served as head coach for 40 years, and was active with the Bears until his death in 1983. The franchise has won nine world championships, (six of those coming between 1932-46), and in 1997 became the first club in NFL annals to notch its 600th victory. The team has participated in the playoffs 22 times, and sent 24 players, one coach, and one general manager to the Pro Football Hall of Fame, the most of any team.

A native Chicagoan, Halas was a three sport letterman at the University of Illinois. He joined the Navy after graduation before playing right field for the New York Yankees. A hip injury ended his baseball career and Halas moved to Decatur to work for a corn products firm owned by A.E. Staley, who sponsored a semi-pro baseball team and later commissioned Halas to organize an independent football team. One year later, Staley gave Halas the club and Halas made Dutch Sternaman his partner. Halas was a player-coach from 1920-29 and was named to the NFL all-pro squad of the 1920s. He holds three NFL coaching records and four Bears coaching records. Halas' 324 coaching victories was broken in 1994 by Don Shula of the Miami Dolphins. Halas led the Bears to six world championships — his first and last separated by 42 years (1921 and 1963). (See page 188 for more on George S. Halas.)

1920s: George Halas founded pro football and the Decatur Staley's in 1920 and set membership at \$100 per club. The Staley's posted a 10-1-2 record in that inaugural season as each player earned \$1,900 for the season. The Bears won their first title the next season (1921) with a 9-1-1 mark and went on to post winning records in all but one season in the entire decade (1929: 4-9-2). The first major signing took place in 1925 when the Bears signed Red Grange to a contract. Halas then took Grange and the Bears on a coast-to-coast barnstorming tour in which the club played 16 games in nine weeks. The first game of that stretch was played before 36,000 at the team's home site, Wrigley Field.

1930s: Halas left the coaching ranks in 1930 and Ralph Jones led the club to a 24-10-7 record from 1930-32. The Bears won the 1932 championship before 11,198 fans at Chicago Stadium. The franchise lost \$18,000 that season and Sternaman sold his half of the club to Halas. The 1933 season marked Halas' return to coaching and the beginning of the National Football League. The Bears beat the Giants 23-21 in the NFL's first championship game that year. The Bears advanced to the NFL title game twice more in the decade, but fell to the Giants in 1934 and the Redskins in 1937.

1940s: The decade began with another NFL title as the Bears buried the Washington Redskins, 73-0, as ten different players scored while Chicago unveiled the T-formation. Halas left for war duties in the middle of the 1942 season. The team continued winning, but lost the title game in Washington, 14-6. Luke Johnsos and Hunk Anderson co-coached the wartime Bears the next three seasons. In 1943, the Bears beat Washington 41-21, at Wrigley Field in the NFL title game. Halas returned in 1946 and the Bears won the title again — defeating the Giants, 24-14, before a NFL record crowd of 58,346 in the Polo Grounds.

1950s: The Bears began the decade with a title run, but lost to the Rams in the 1950 Western

NAMING THE BEARS

George Halas originally named the team the Decatur Staleys after A.E. Staley, a starch manufacturer and enthusiastic sports fan who sponsored a semi-pro team and commissioned Halas to organize the new squad.

One year later, trying to match the profitability of Chicago's baseball games, Staley asked Halas if he would take the team off Staley's hands and move it to Chicago for \$5,000, while keeping the name Staleys for another year. With the help of legendary baseball pioneer Bill Veeck and William Wrigley, Halas soon acquired a lease to play at Wrigley Field.

When Halas's obligation to Staley terminated in 1922, he considered re-naming the team the Chicago Cubs out of respect for Veeck and Wrigley who, according to Halas in his biography, "had been such a great help."

But, as Halas continued, "I noted football players are much bigger players than baseball players, so if baseball players are cubs, then football players must be bears!"

On January 28, 1922, the franchise was re-named the Chicago Bears.

The team colors have always been blue and orange after those of Halas' alma mater, the University of Illinois. Halas lettered in football, basketball, and baseball for the Fightin' Illini, and is honored as one of U of I's most distinguished alumni in the Illini Union in Champaign-Urbana.



The Bears

Division title game, 24-14. Paddy Driscoll replaced Halas as coach in 1956 and the Bears lost to the Giants in the NFL Championship game at Yankee Stadium. Halas returned for his final stint as head coach in 1958.

1960s: The Bears won their final title under Halas in 1963, beating the NY Giants, 14-10, at Wrigley Field. A new era was signaled in 1965 when the club drafted Dick Butkus and Gale Sayers in the first round of the college draft. Sayers set a NFL record with 22 TDs as a rookie, including six in a single game against the 49ers. Prior to the 1968 season, Halas retired from coaching after 40 seasons and a 324-151-31 record.

Ed McCaskey was named team's vice-president and treasurer in 1967, a position he held for 17 years before being named to his current position of Chairman of the Board in 1983. Ed spearheaded the club's civic activities for many years and attends NFL meetings. Among his many civic contributions on behalf of the Bears was guiding the Brian Piccolo Fund from its inception in 1970 to 1987, raising millions of dollars for cancer research.

1970s: The Bears played their final season in Wrigley Field in 1970 before moving to Soldier Field. In the same year, Halas was elected president of the NFC as the NFL and AFL merged. In 1974, Jim Finks joined the Bears as General Manager. Finks named Jack Pardee, the first non-Bear in such a position, as head coach replacing Abe Gibron. In 1975, the Bears moved their training camp to Lake Forest after spending 31 years in Rensselaer, Indiana; and Walter Payton was the club's first-round draft choice. After a 14-year hiatus the Bears returned to the playoffs in 1977, winning their final six games to finish 9-5. The Bears again made the playoffs in 1979 under head coach Neill Armstrong. Chicago lost in the opening round in both 1977 and 1979. The organization suffered a major loss at end of the decade when team president George "Mugs" Halas, Jr. died at 54. Mugs joined the Bears front office in 1950, was named treasurer in 1953, and became president of the club in 1963. (See page 189 for more on "Mugs" Halas.)

1980s: Armstrong's tenure ended in 1982 and he was replaced by Dallas Cowboys' assistant Mike Ditka, a Bears tight end from 1961-66. In 1983, Jim Finks resigned and George Halas died at age 88. Michael McCaskey, the oldest son of Ed and Virginia McCaskey, and the grandson of George Halas, became the third president in club history.

McCaskey was a business school professor and operated a consulting company in Boston before joining the Bears. In his 15 seasons as club president, the Bears posted nine winning seasons, made three trips to the NFC title game and won Super Bowl XX. McCaskey has served stints on the Finance, Long Range Planning, Stadium, and NFL Properties Executive committees during his tenure.

The Bears returned to the NFL elite in 1984. They advanced to the NFC Championship game (losing to San Francisco) and Walter Payton broke Jim Brown's all-time NFL rushing record. The loss in the '84 title game set the stage for the 1985 season in which the Bears posted shutouts in the both playoff games before ripping the Patriots, 46-10, in Super Bowl XX. The Bears won the NFC Central division each of the next three seasons, but could never get past the NFC title game. Payton's jersey was retired following the '87 season.

1990s: The Bears made playoff appearances in 1990 and 1991. The 1992 season was marked by the retirement of Mike Singletary, the end of the Mike Ditka era and Kevin Butler becoming the club's all-time scoring leader. Dave Wannstedt was named the 11th coach in team history in 1993 and led the Bears to back-to-back winning seasons in 1994 and 1995. The uniform numbers of Dick Butkus (51) and Gale Sayers (40) were retired in 1994. The team moved into its new headquarters, Halas Hall at Conway Park, on March 3, 1997. The Bears became the first franchise in NFL history to win 600 games; number 600 was a 13-7 win over Tampa Bay at Soldier Field (11-23-97). On August 1, 1998, Mike Singletary became the 24th Bear inducted into the NFL Hall-of-Fame, the most of any franchise. Dick Jauron became the 12th head coach in Bears history on January 24, 1999. Two weeks later the Bears reshuffled the front office by naming Ted Phillips President and CEO, Michael McCaskey Chairman of the Board, and Ed McCaskey Chairman Emeritus.

CHICAGO BEARS FIGHT SONG

The Chicago Bears fight song, *Bear Down, Chicago Bears*, was introduced in 1941. Though Jerry Downs is listed as the composer, it actually is a pseudonym for Al Hoffman (who also wrote the words and music for the song *If I Knew You Were Coming, I'd Have Baked a Cake*).

Hoffman's words for the Bears' fight song:

*Bear down, Chicago Bears, make every play clear the way to victory;
Bear down, Chicago Bears, put up a fight with a might so fearlessly.
We'll never forget the way you thrilled the nation with your T-formation.
Bear down, Chicago Bears, and let them know why you're wearing the crown.
You're the pride and joy of Illinois, Chicago Bears, bear down.*



Board of Directors



Ed McCaskey
Chairman Emeritus



Michael McCaskey
Chairman of the Board




Virginia McCaskey
Secretary



Ted Phillips
President and CEO




Ed McCaskey, Jr.
Member



Walter Payton
Member



Andrew McKenna
Member



Pat Ryan
Member



Management



TED PHILLIPS

President and CEO

Ted Phillips was named the fourth president and chief executive officer in Chicago Bears history on February 10, 1999. A key member of the Bears office since 1983, Phillips becomes just the fourth President and CEO in the club's storied 80-year history, following Michael McCaskey, George "Mugs" Halas, Jr. and George S. Halas.

Upon his promotion, Phillips immediately negotiated a new five-year lease at Soldier Field with the City of Chicago, a key factor in opening discussions for building a new football stadium

for the 21st century. He hired veteran NFL administrator Jim Miller to handle contract negotiations and oversee business operations. Other key business issues needing immediate attention include the future local radio rights and a contract extension with the University of Wisconsin-Platteville, the Bears' longtime training camp home.

Phillips will also be developing relationships with both key business and political leaders in Chicago – an important function to solidify the Bears' commitment to the City. Joining organizations such as the Commercial Club of Chicago and forging a partnership with the Chicago Public Schools are items high on Phillips' agenda.

Internally, Phillips wants club employees dedicated to his goals: winning the Super Bowl and being recognized as an organization that is fan friendly.

Phillips served as the Bears' Vice President of Operations since 1993. His primary duties included negotiating player contracts and serving as the Bears' salary capologist, as well as handling league related marketing, financial and legal issues. He also was responsible for overseeing all departments within the organization, other than coaching and player personnel, and served as the club's chief financial officer. Phillips also has been the Bears' main liaison with the NFL office and the NFL Management Council.

Before becoming Vice President of Operations, Phillips served as the club's Director of Finance from 1987 to 1993, handling all player contract negotiations and overseeing the club's business operations. Phillips joined the Bears staff on September 28, 1983, as the club's controller, a position he held for four years.


Before joining the Bears, Phillips was employed as an auditor and tax accountant with the international accounting firm of Ernst & Whitney (now Ernst & Young), from 1979-83. He graduated from the University of Notre Dame in 1979 with a degree in business and accounting. Phillips earned his masters in management from Kellogg Graduate School at Northwestern University in 1989.

Phillips was born June 27, 1957, in Oneida, New York and grew up in Nashua, New Hampshire – just 35 miles from Boston. His community and charitable involvement include Bears Care, Chicago Principal for a Day, Main Street-Libertyville, and the University of Notre Dame. Phillips and his wife, Katie, have two sons: Matthew (4) and Max (2).



Head Coach

DICK JAURON 1ST SEASON



Dick Jauron was named the 12th head coach in Chicago Bears history on January 24, 1999, following four seasons as defensive coordinator of the Jacksonville Jaguars.

Jauron is a 23-year veteran of the NFL as a player and coach—including 14 years in the NFC Central Division—and played a major role in Jacksonville's rise from expansion team to division champion and perennial Super Bowl contender. In his four seasons in Jacksonville, the Jaguars won 35 games and reached the playoffs three times including a trip to the AFC Championship game in 1996.

Prior to joining the Jaguars, Jauron spent nine seasons in Green Bay as the Packers' defensive backs coach. He worked under Forrest Gregg (1986-87), Lindy Infante (1988-91), and

Mike Holmgren (1992-94). Jauron was on Green Bay's staff with Jacksonville head coach Tom Coughlin in 1986-87, and he is the fifth member of Holmgren's original staff to earn an NFL head coaching position. The others are Ray Rhodes (defensive coordinator, now Green Bay's head coach after four years in Philadelphia), Jon Gruden (wide receivers, Oakland), Steve Mariucci (quarterbacks, San Francisco), and Andy Reid (tight ends / quarterbacks, Philadelphia). Jauron's NFL coaching career began in 1985 with the Buffalo Bills, where he served one season as Hank Bullough's secondary coach.

In their first-ever season, the 1995 expansion Jaguars finished 21st in the NFL in total defense, including 24th against the rush and 17th against the pass. Jauron's 1996 Jaguar defense, which advanced to the AFC Championship game, finished 15th in total defense (19th and 16th versus the rush and pass, respectively). In 1997, the Jags were 23rd overall, 13th against the rush and 24th against the pass. Jacksonville was 25th overall in 1998; 22nd against the rush, 23rd against the pass. They finished tied for second in the AFC and tied for fifth in the league with a +10 turnover differential last season. The Jags were 7th in the conference and 13th in the NFL with 30 takeaways (3rd and 5th with 17 fumble recoveries) and finished 6th in the AFC and 11th in the NFL in third down defense, allowing a 36.5% conversion rate. The Jaguars' red zone defense was among the league's leaders as well, with a 46.0% TD percentage, ranking 5th in the AFC and 9th in the league. They were tied for 12th in the NFL (5th in the AFC) with 32 touchdowns allowed by the defense.

NFL Player

Jauron was chosen by the Detroit Lions in the fourth round of the 1973 NFL draft. He played in Detroit from 1973-77, and was a 1974 Pro Bowl selection. The Lions waived Jauron in early '78, but he signed with Cincinnati six days later and was a Bengal until 1980, when he suffered a career ending knee injury. He ended his playing career with 26 interceptions and two touchdowns—including seven thefts and one TD return against Chicago.

As a Lions' rookie, Jauron started at strong safety in a game against the Bears (11-18-73). He intercepted three Gary Huff passes on the afternoon—tied for the Bears opponents' individual record—including a 95-yard return for a touchdown, the fourth longest ever against Chicago. His 167 interception return yards are still a record for a Bears' opponent. Jauron had four more career interceptions against Chicago, including returns of 41, 26, and 28 yards, plus two fumble recoveries. His 103 punt return yards (three returns on 11-24-74) is the fifth-best Bears opponents individual total in team annals. He played nine games against Chicago, all as a Lion.

Personal

After retiring from the playing field, Jauron and a former teammate (Jimmy Corbett) opened a health and fitness center in Cincinnati. He sold the business in 1983 and spent two years working for Nautilus before beginning his coaching career.

Richard Manual Jauron was born on October 7, 1950, in Peoria, Illinois. Jauron lived two years in Peoria where his father, Bob, was head football coach at Manual High School. Dick's middle name comes as a result of his father's association with the school. He spent his childhood years in Rensselaer, Indiana where his father was head coach at St. Joseph's College, former site of the Bears



Head Coach

summer training camp. Jauron attended Swampscott High School in suburban Boston and starred in football, basketball and baseball. He was drafted by the St. Louis Cardinals as a shortstop and was an all-American in football, a running back/safety who led his team to two consecutive state championships.

Jauron was a running back at Yale, where he earned a degree in history. He holds four school rushing records including his career total of 2,947 rushing yards (515 attempts, 5.7 yards-per-carry average).

Dick and his wife, Gail, have two daughters, Kacy (14) and Amy (12).

Year	Team	Coaching Regular		Playoffs
		Position	Season	
1985	Buffalo Bills	def. backs	2-14-0	
1986	Green Bay Packers	def. backs	4-12-0	
1987	Green Bay Packers	def. backs	5-9-1	
1988	Green Bay Packers	def. backs	4-12-0	
1989	Green Bay Packers	def. backs	10-6-0	
1990	Green Bay Packers	def. backs	6-10-0	
1991	Green Bay Packers	def. backs	4-12-0	
1992	Green Bay Packers	def. backs	9-7-0	
1993	Green Bay Packers	def. backs	9-7-0	1-1 Beat Detroit; lost to Dallas in 2nd Round
1994	Green Bay Packers	def. backs	9-7-0	1-1 Beat Detroit; lost to Dallas in 2nd Round
1995	Jacksonville Jaguars	def. coord.	4-12-0	
1996	Jacksonville Jaguars	def. coord.	9-7-0	2-1 Lost to New England in AFC Championship
1997	Jacksonville Jaguars	def. coord.	11-5-0	0-1 Lost to Denver in 1st Round
1998	Jacksonville Jaguars	def. coord.	11-5-0	1-1 Lost to New York Jets in 2nd Round

CAREER HIGHLIGHTS:

- October 7, 1950Born in Peoria, Illinois

Playing

- 1970-72.....Set school record as Yale running back with 2,947 career rushing yards.
- 1973Drafted in fourth round by Detroit Lions and converted to safety.
Led team with 17 kickoff returns for 405 yards.
Intercepted three passes vs Chicago (11/18/73) setting an opponent's record vs the Bears which still stands.
- 1974Selected to Pro Bowl.
Led NFC in punt returns averaging 16.8 yards on 17 attempts for Detroit.
- 1978Waived by Detroit and signed by Cincinnati Bengals.
Led Bengals with four interceptions, one for a touchdown.
- 1979Led Bengals with career-high six interceptions.
- 1980.....Concludes final NFL season with one interception for Cincinnati before suffering career-ending knee injury; finished career with 26 interceptions and two touchdowns.

Coaching

- 1985.....Joins Hank Bullough's Buffalo Bills coaching staff.
- 1986-94.....Coaches defensive backs for Green Bay under three different head coaches (Forrest Gregg, Lindy Infante and Mike Holmgren).
- 1995-98.....Joins expansion Jacksonville Jaguars as Defensive Coordinator.
Helps lead Jaguars to three playoff appearances in four years, including the AFC Championship game in 1996.
- January 24, 1999 ..Named the 12th head coach in Chicago Bears history.



Assistant Coaches



GARY CROWTON Offensive Coordinator

Gary Crowton joined the Bears on January 28, 1999 after serving as head coach at Louisiana Tech for three seasons where he directed one of the nation's most potent offensive schemes. Prior to coaching the Bulldogs, Crowton had one season offensive coordinator stints at Louisiana Tech (1995) and Georgia Tech (1994, co-coordinator). He was Tom Coughlin's quarterbacks coach at Boston College from 1991-93.

Crowton's pro-style passing offense averaged 542 yards per game last season—second in the nation—while facing 1998 Division I powers Nebraska, Auburn, Tulane, Wyoming, and Texas A & M. Tech's passing offense led the nation in '98 with 429.8 yards per game, as did the 7.2 yards per play they gained. Crowton compiled a 21-13 record as head coach in three seasons, and his offense averaged 33 points per game over that period. Quarterback Tim Rattay completed 380 of 559 passes for 4,943 yards and 46 touchdowns and 13 interceptions in '98. The Bulldogs' top receiver was Troy Edwards, who caught 140 passes for 1,996 yards and 27 TDs.

Crowton began his coaching career in 1982 as a grad assistant at Brigham Young, where he served under quarterbacks coach Mike Holmgren. His next stop was Snow Junior College (1983-86), where he coached defensive backs for one season before becoming the offensive coordinator and quarterbacks and receivers coach. In 1987, he became the passing game coordinator and QBs / receivers coach at Western Illinois. Crowton was the quarterbacks coach at New Hampshire from 1988-90 before moving to BC the following season.

Louisiana Tech improved from a 3-8 team the year before Crowton's arrival, to 5-6 during his season as offensive coordinator, followed by 6-5 in '96, a school Division I-A record 9-2 in 1997, and 7-5 last year. The 1997 offense was third in the nation, and the team's yards-per-game totals improved every season.

Crowton was born on June 14, 1957 in Provo, Utah. He was an all-state high school quarterback in Utah, was voted Colorado State University's Most Versatile Athlete, and was a Junior College all-American at Snow Junior College. Crowton and his wife, Maren, have five children: Dane, Tara, Jenessa, Quinn, and Mikauli.

BEARS HEAD COACHES

	Seasons	Overall	Regular	Post-season
		W-L-T	W-L-T	W-L
George Halas	1920-29; 33-42; 46-55; 58-67	324-151-31	318-148-31	6-3
Ralph Jones	1930-32	24-10-7	24-10-7	None
Heartley (Hunk) Anderson / Luke Johnsos	1942-45	24-12-2	23-11-2	1-1
John "Paddy" Driscoll	1956-57	14-10-1	14-9-1	0-1
Jim Dooley	1968-71	20-36-0	20-36-0	None
Abe Gibron	1972-74	11-30-1	11-30-1	None
Jack Pardee	1975-77	20-23-0	20-22-0	0-1
Neill Armstrong	1978-81	30-35-0	30-34-0	0-1
Mike Ditka	1982-92	112-68-0	106-62-0	6-6
Dave Wannstedt	1993-98	41-57-0	40-56-0	1-1



Assistant Coaches



GREG BLACHE Defensive Coordinator

An 11-year coaching veteran in the NFL, Greg Blache was named the Bears defensive coordinator on January 28, 1999. He served as the Indianapolis Colts' defensive line coach for the last five seasons.

Prior to joining the Colts, Blache held the same position for the Green Bay Packers for six years (1988-93) where he served on the staff with Dick Jauron for six years. At Indianapolis, Blache served under Ted Marchibroda, Lindy Infante and Jim Mora and helped the Colts advance to the AFC title game in 1996. He coached several top pass rushers at Indianapolis including double-digit

sackers Dan Footman and Tony Bennett along with rising star Ellis Johnson.

"I've coached with Greg in the past and I think he'll be an excellent defensive coordinator," said Head Coach Dick Jauron. "He's paid his dues and is ready for this opportunity. He was the guy I targeted for this position."

Blache's coaching career began in 1968 as a defensive assistant at Notre Dame, where he had suffered a leg injury as a freshman that ended his playing career. Upon graduation in 1971, Blache stayed at Notre Dame for five seasons, one year as a grad assistant and four years as a full-time assistant. Blache then joined the Tulane staff in 1976, where he coached the offensive line (1976-77), outside linebackers (1978-79) and defensive backs (1980). He returned to Notre Dame to coach running backs (1981) and the defensive line and outside linebackers (1982-83). Blache then served one year as defensive coordinator with the USFL's Jacksonville Bulls in 1984-85, and had one-year experiences at Southern University (1986, defensive coordinator) and Kansas ('87, special teams coordinator) before landing in Green Bay starting in 1988.

Blache was a defensive back at Notre Dame before his injury, where he earned a bachelor's degree in sociology and a master's in secondary education. Born March 9, 1949, in New Orleans, Louisiana, Blache is married (Lynn) and has six children: Greg Jr., Jennifer, Christopher, Sarah, Corinne, and Matthew.

"YOUR AUTOGRAPH FOR ONE OF WALTER'S BUDDY'S AUTOGRAPHS"

Currently, thousands of people in the State of Illinois and around the United States are in need of an organ or tissue transplant. Without the procedure, many will die.

But you can help. Please join the Chicago Bears and Jesse White, Illinois Secretary of State, and help us spread the word about organ and tissue donation.

The Chicago Bears and Secretary of State White have become partners with a program called "Your Autograph for One of Walter's Buddy's Autographs." During the 1999 Chicago Bears Fan Convention, over 750 Bear fans signed up for the organ donor program. Each of them received an autograph of one of Sweetness' Bear pals.

We will continue the tradition of this program during the upcoming Bears football season at Soldier Field with a special "Your Autograph for One of Walter's Buddy's Autograph" booth. Our goal is to sign up 5,000 Bear fans for the organ donor program this fall.

This special program could give someone the gift of a lifetime—and all we need is your autograph. Look for the booth at Soldier Field, or call the Chicago Bears Fan Club at (847) 615-9600 for more information about Illinois' Organ Donor Program.



Assistant Coaches



REX NORRIS Defensive Line

Rex Norris will enter his 35th year of coaching this season and first as the Bears' defensive line coach. Norris was named to his current post on January 28, 1999.

Norris has coached in the NFL in the same capacity for the Tennessee Oilers (1995-98), Denver Broncos (1994), and Detroit Lions (1985-87) after a successful career as a college assistant.

Norris spent eleven (1973-83) seasons as an assistant coach for Barry Switzer at Oklahoma, where he coached the defensive line and was assistant head coach for his final three years. Norris

helped develop players such as Tony Casillas and Lee Roy Selmon while in Norman; he produced seven first team all-Americans and helped lead the Sooners to eight bowl appearances.

His coaching career began with one-year stints at Carrolton Turner High (1970), Navarro Junior College ('71) or and Texas A & M ('72) before arriving in Oklahoma. He also later coached at Arizona State ('84) before moving to the Lions for three years. He then returned to the college ranks as the D-line instructor at Florida (1988-89), Tennessee (1990-91) and Texas (1992-93). At Florida, he coached former Bears DE Trace Armstrong.

Norris was born December 10, 1939 in Tipton, Indiana, and grew up in San Angelo, Texas. He was a junior college all-American at San Angelo JC, before playing at East Texas State. Rex is married (Melinda) and has four children: Rex Jr., Whitney Rae Gohlke, Nolan Watson, and Amanda Watson.

1999 OFF-SEASON TRANSACTIONS

<u>DATE</u>	<u>TRANSACTION</u>	<u>COMING</u>	<u>GOING</u>
1-4-99	Signed (1-yr)	G Greg Huntington DL James Baron S Curtis Anderson	
1-7	Signed (1-yr)	DT Joe Fleming WR Derrell Mitchell G Dan Palmer	
1-11	Signed (1-yr)	DB Jim Cantelupe	
1-20	Signed (1-yr)	P Chris Dolan S Greg Williams LB Shawn Banks	
1-24	Hired as Head Coach	Dick Jauron	
1-25	Retained as Special Teams coach	Keith Armstrong	
1-28	Named Defensive Coordinator	Greg Blache	
	Named Offensive Coordinator	Gary Crowton	
	Named Defensive Line coach	Rex Norris	
2-2	Named Offensive Line coach	Bob Wylie	
2-5	Named Quarterbacks coach	John Shoop	
	Retained as Offensive Quality Control	Eric Stutesville	
	Hired as Defensive Quality Control	Chuck Bullough	
2-8	Named Defensive Backs coach	Vance Bedford	
2-9	Drafted by expansion Cleveland Browns		S Marlon Forbes
2-10	Named President and CEO	Ted Phillips	
	Named Chairman of the Board	Michael McCaskey	
	Named Chairman Emeritus	Ed McCaskey	
	Named Tight Ends coach	Jim Bollman	
	Named Wide Receivers coach	Mike Borich	
	Named Linebackers coach	Dale Lindsey	
2-11	Re-signed	QB Jim Miller	



Assistant Coaches

DALE LINDSEY

Linebackers



Dale Lindsey joined the Bears staff on February 10, 1999 after serving as the Washington Redskins' linebackers coach the past two seasons. Before his tenure in Washington, Lindsey spent the previous five seasons (1992-96) as the Chargers' linebackers coach.

Lindsey played nine seasons for Cleveland (1965-73) and began his coaching career in 1974 as the Browns' linebackers coach. He joined the WFL's Portland Storm in 1975-76 before becoming head coach at Warren Central High in his native Bowling Green, Kentucky for two years. Lindsey returned to the pros as LBs coach for the CFL's Toronto Argonauts from 1979-82. He then spent three years in the USFL: '83 with the Boston Breakers as LBs coach, and two years as the New Jersey Generals' defensive coordinator (1984-85).

Lindsey returned to the NFL in 1986-87 as the Green Bay Packers LBs tutor, and then followed Forrest Gregg to SMU where he was defensive coordinator for two seasons (1988-89). He was D-line coach at New England in 1990, and the Buccaneers' LBs coach in 1991.

A first team Little all-America at Western Kentucky, Lindsey earned a B.S. in biology and physical education. He was a 7th-round draft pick by Cleveland, and played nine seasons for the Browns, including three NFL championship games ('65, '68, and '69).

Lindsey was born on January 18, 1943, in Bedford, Indiana. He and his wife, Eva, have five children: Blan, Jennifer, Kim, Johnny, and Derek.

More 1999 OFF-SEASON TRANSACTIONS

<u>DATE</u>	<u>TRANSACTION</u>	<u>COMING</u>	<u>GOING</u>
2-12-99	Signed (1-yr)	CB Nick Ferguson	
2-16	Retired / Terminated Contract		S John Mangum
2-17	Signed (2-yr)	DL Clyde Simmons	
2-19	Signed	DL Dunston Anderson	
2-26	Signed as FA with Cleveland		DE John Thierry
2-29	Signed as un. FA (4-yrs)	T Blake Brockermeyer	
3-2	Signed	OL Adam Hernandez	
	Signed	DB Ricky Bell	
3-4	Agree to Lease Extension (5-yrs)	Soldier Field / City of Chicago	
3-10	Signed	LB Chris Draft	
	Signed	DB Quincy Coleman	
3-11	Signed (3-yrs)	LB Sean Harris	
	Signed	DL Jamal Duff	
3-12	Signed as FA with Atlanta		S Marty Carter
3-31	Named Dir. of Business Operations	Jim Miller	
	Signed	G Emile Palmer	
4-3	Signed	QB Shane Matthews	
4-6	Signed	LB Keith Burns	
4-8	Retained (matched Miami offer sheet)	C Casey Wegmann	
4-12	Signed as FA with Denver		DE Carl Reeves
4-13	Re-signed (1-yr)	DT Paul Grasmanis	
4-16	Signed	S Chris Hudson	
	Re-signed (1-yr)	WR Bobby Engram	
	Re-signed (1-yr)	G Chris Villarrial	
	Re-signed (1-yr)	RB James Allen	
4-19	Signed (1-yr)	DB Heron O'Neal	
4-26	Re-signed (1-yr)	FB Robert Chancey	
6-2	Released		T Andy Heck

Assistant Coaches



VANCE BEDFORD


Defensive Backs

Vance Bedford was named defensive backs coach on February 8, 1999 after spending the last four seasons in the same capacity with the Michigan Wolverines. At Michigan, Bedford's pass defense was among the nation's best, including #1 ranking in the nation in 1997 (133.8 yards-per-game and an NCAA record 8.8 yards-per-completion), and the NCAA's third best INT total of 22. Bedford was Charles Woodson's position coach when Woodson won the Heisman Trophy after the '97 season.

Bedford's coaching career began at Forestbrook High in Houston in 1985. He coached defensive backs for Oklahoma State (1993-94), Colorado State (1987-92), and Navarro Junior College (1986). His 1990 Rams secondary led the nation with 25 picks against WAC foes.

A native of Beaumont, Texas, Bedford played cornerback at Texas for four years (1977-79, '81). He set the Longhorn single season pass break-up record as a senior (22), while serving as a team captain. Bedford was Defensive MVP of the 1982 Senior Bowl before being selected in the 5th round of the 1982 NFL Draft by St. Louis. He played one season each for the Cardinals ('82) and the USFL's Oklahoma Outlaws ('84) before beginning his coaching career.

Bedford was born August 20, 1958 in Beaumont, Texas. He is married (Margaret).



BOB WYLIE

Offensive Line

An eight-year veteran of NFL coaching, Bob Wylie was named the Bears' offensive line coach on February 2, 1999. Wylie comes to Chicago from Cincinnati, where he coached Bengal tight ends in 1997 and 1998.

Wylie spent six seasons in the NFL prior to joining the Bengals. He was the Tampa Bay Buccaneers' offensive line coach in 1992-95 (helping Errict Rhett to consecutive 1,000-yard seasons), and coached tight ends for the New York Jets in 1990-91. Wylie spent a year away from the NFL in 1996, as the University of Cincinnati's offensive line tutor; they led Conference USA in rushing (181.4 yards per game). Four Bearcat linemen earned post-season honors, after just six linemen with any experience and three who had started a single game entered camp that fall.

Wylie played at Colorado for three years before transferring to Roger Williams (RI) College in 1972, where he earned a degree in American studies. He also earned a master's degree in economics from the University of Rhode Island. He began his coaching career in 1980 as offensive line coach at Brown (1980-82), continued in that role at Holy Cross in '83-'84, and was Ohio University's offensive coordinator from 1985-87. Wylie was Colorado State's O-line instructor in '88-'89 before heading for the NFL.

The West Warwick, Rhode Island native was a teacher and administrator in his hometown's school system from 1973-80. Wylie was born on February 16, 1951. Wylie has a daughter, Jennifer, 21.



Assistant Coaches



JOHN SHOOP

Quarterbacks

John Shoop joined the Bears' coaching staff on February 5, 1999 after serving the past two seasons in the same capacity with the Carolina Panthers. He becomes just the second coach hired exclusively to tutor Bears QBs, following Sid Luckman. (Luckman was a Bears' assistant in 1954 and 1956-70).

Shoop was with the Carolina Panthers for four seasons, the last two as quarterbacks coach for head coach Dom Capers and offensive coordinator Gil Haskell. He spent his first two years in Charlotte as the Panthers' offensive quality control coach.

The Panthers reached the NFC Championship game in 1996, losing to eventual Super Bowl champion Green Bay.

Shoop's coaching career began in 1991, when he was the QBs coach at Dartmouth College. He then spent three seasons as a graduate assistant at Vanderbilt (1992-94) before arriving in Charlotte to work with the expansion Panthers.

Shoop graduated from the University of the South in 1991, where he played quarterback for the Tigers for four years. He then earned a master's degree in education from Peabody College of Vanderbilt University.

Born August 1, 1969 in Pittsburgh, Shoop grew up in Oakmont, Pennsylvania. He is married (Marcia).



JIM BOLLMAN

Tight Ends

Jim Bollman joined the Bears on February 10, 1999 as tight ends coach after spending last season with the Philadelphia Eagles in the same capacity.

Prior to joining the NFL, Bollman spent 21 years as a college coach, where he participated in post-season play eight of his last nine years. Bollman's final collegiate stop was at Michigan State (1995-97) where he spent three seasons instructing the offensive line. In 1997, Bollman's MSU line allowed the fewest sacks in the Big Ten (16) and blocked for a solid rushing attack that gained 200+ yards six different times, including a 452-yard game (vs. Penn State). He also produced two first-team all-American linemen in Flozell Adams and Scott Shaw.

Bollman began his coaching career at Miami (Ohio) as a graduate assistant, and subsequently coached Miami's offensive line. He was in Oxford from 1977-1982 before moving to North Carolina State from 1983-85, where he was Assistant Head Coach and helped with the offensive line and linebackers. Bollman was at separate times both offensive coordinator and defensive coordinator during his tenure at Youngstown State (1986-90), before settling in with the offensive lines at Virginia (1991-94) and MSU. At Virginia, he coached all-Americans Ray Roberts and Mark Dixon.

Bollman was a co-captain as a senior and four-year letterman at Ohio University, where he earned a B.S. degree in education. The Ashtabula, Ohio native was born on December 1, 1954. He and his wife, Terri, have two daughters: Courtney and Stephanie.



Assistant Coaches



MIKE BORICH

Wide Receivers

Mike Borich was named the Bears' new receivers coach on February 10, 1999. Borich came to Chicago from Louisiana Tech, where he tutored wideouts for Bears' new offensive coordinator Gary Crowton for four seasons.

At Tech, Borich was wide receiver Troy Edwards' position coach; Edwards caught 140 passes for 1,996 yards and 27 TDs last season. He set an NCAA record with 21 catches for 405 yards against Nebraska in '98, and won the Biletnikoff Award as the nation's top wide receiver.

Borich played wide receiver at Snow Junior College and Western Illinois University; Crowton was his coach at both institutions. While a teammate of Don Beebe in Macomb, Borich helped the Leathernecks set 17 school records and was the team MVP as a senior. He began his coaching career in 1989 at New Hampshire, where Crowton was his offensive coordinator and he coached wideouts until 1991, when he moved to coach wide receivers at Northeastern University. He also tutored tight ends and running backs there, as his offense was tops in the Yankee conference in 1990, and remained in Boston until moving on to La Tech.

Borich was an all-state athlete at Bingham (UT) High, and earned an associate degree in arts from Snow JC in 1987, and a bachelor's in physical education from WIU in '89. He and his wife, Christine, have three children: Macall, Tatum, and Joe.



EARLE MOSLEY

Running Backs

Earle Mosley joins the NFL after spending 20 seasons in the college ranks, and 26 years overall as a football coach. Mosley also makes a return to the Chicago area, where he spent four seasons (1984-87) at Northwestern. He also coached for five years (1992-96) at Notre Dame under Lou Holtz. Fifteen of his players have gone on to an NFL career.

Mosley spent the past two seasons as the running backs coach at Stanford University. Prior to that, he was the running backs coach in South Bend, where he coached three of the six running backs in Irish history who gained over 1,000 yards in a season: Reggie Brooks ('92), Lee Becton ('93), and Autrey Denson ('96).

Before coaching at Notre Dame, Mosley tutored the defensive line at Temple (1988-91); coached defensive backs and outside linebackers at Northwestern ('84-'87, including two under Dennis Green); and handled the defensive backs at Rutgers (1980-83, where he coached future NFL star DB Deron Cherry). He began his college coaching career at his alma mater West Chester State in 1979, where he had been a captain and first-team all conference defensive back. Mosley was a teacher and coach at Chester High (PA) from 1973-79.

In 1973, Mosley earned a degree in health and physical education at West Chester State. A native of Lansdowne, Mosley is married (Celestine) and has four children (Shayn, Brook, Justin and Janelle).



Assistant Coaches



KEITH ARMSTRONG Special Teams

Keith Armstrong begins his third season as special teams coach and is the only coach who remains from the pre-Dick Jauron era. Armstrong's special teams showed dramatic improvement last year, ranking 4th in a formula which combines the rankings off all special teams, after finishing 28th in 1997. Armstrong's units scored a league-high 26 points last year and blocked a league-high four kicks.

Prior to joining the Bears on January 23, 1997, Armstrong spent three seasons with the Atlanta Falcons. He was a defensive assistant and helped Frank Gansz coach special teams in 1994, coached safeties in 1995 and was responsible for the secondary in 1996.

Armstrong began coaching in 1986 as a graduate assistant at his alma mater, Temple. He joined the University of Miami staff in 1987 working with defensive backs and special teams. In 1989, Armstrong joined the Akron staff as wide receivers coach before taking a position at Oklahoma State where he served three years coaching the secondary.

He moved to Notre Dame in 1993 where he coached linebackers and special teams. That summer, he spent six weeks on the Bears staff as part of the NFL's minority internship program working with linebackers and special teams.

A four-year letterman at Temple, Armstrong was voted captain his senior year. He started at running back as a freshman before playing defensive back in his final three seasons.

Born December 15, 1963, Armstrong is a native of Philadelphia and attended Bishop Egan High School. He and his wife, Kathleen, have one daughter, Kaitlin.

1998 SPECIAL TEAMS TACKLES

	<u>Tackles</u>	<u>Solo</u>	<u>Other</u>		<u>Tackles</u>	<u>Solo</u>	<u>Other</u>
Schwantz	23	7	TT	Cousin	3		TT, PAB
Hall	19	8	3 TT	Mangum	2		
F. Smith	16	9	2 TT	Sauerbrun	2		
Collins	14	6	TT	Jaeger	2		FF
Parrish	12	6	TT	S. Harris	1		
Hallock	11	8	FR	J. "BC" Williams			1.5 FGB
Mannelly	11	8		Flanigan			0.5 FGB
Bownes	10	6		Minter			OKR
Forbes	10	5					
Austin	10	6	FF				
Wetnight	8	3	TT, FR				
Bell	7	3	FR, BP				
McDonald	5	2					
J. Allen	4	2	TT				

KEY: TT = Tackles In-the-20
 FF = Forced Fumble
 FR = Fumble Recovery
 BP = Blocked Punt
 FGB = Field Goal Block
 PAB = Point After Block
 OKR = Onside Kick Recovery



Player Personnel



MARK HATLEY Vice President of Player Personnel

After helping build the Kansas City Chiefs into a perennial playoff team in the 1990's, Mark Hatley was named the Bears Vice-President of Player Personnel on May 8, 1997.

In his current role, Hatley oversees the Bears scouting efforts at both the collegiate and pro level, directs the annual collegiate draft and spearheads the club's free agent efforts. Hatley also screened and interviewed candidates for the Bears head coaching vacancy following the 1998 season.

Hatley spent 10 years (1987-97) in Kansas City: five as Director of Pro Personnel, four as a scout, and one as linebackers coach. The Chiefs had winning records in Hatley's final eight seasons in Kansas City and made the playoffs six times.

In addition to his pro personnel duties, Hatley also directed the Chiefs' college draft in 1992 and assisted in 1991 when Whitey Dovey temporarily relinquished his post due to illness. In his final two years in Kansas City, Hatley also graded the top players at the position of the Chiefs' primary needs (defensive backs in 1996; tight ends in 1997).

Hatley's primary focus for the Chiefs in his role as pro personnel director was scouting players with pro experience, including both NFL free agents and players from other pro leagues. Among the players Hatley helped bring to Kansas City during his tenure as free agents were Marcus Allen, Derrick Walker, James Hasty, Dan Saleaumua, Elvis Grbac, Pete Stoyanovich, Anthony Davis, Kimble Anders and Mark Collins, the team's MVP in 1996. He also brought in Tamarick Vanover, Vaughan Booker (CFL) and Tracy Simien (WLAFL) from other pro leagues.

Hatley played linebacker at Oklahoma State and coached for the Cowboys for three years (1973-75). He subsequently coached collegiately at Tulsa (1976), Texas Christian (1977-82) and Baylor (1983), before joining the NFL in 1984 as a scout and defensive quality control assistant with the New Orleans Saints. In 1985, Hatley coached the Saints secondary under Bum Phillips. He joined the Chiefs in 1987 as linebackers coach under Frank Ganz.

A native of Borger, Texas, Hatley and his wife, Claudia, have one daughter (Eliza).



BILL REES Director of College Scouting

Bill Rees was named the club's Director of College Scouting on May 17, 1997 after serving three years as a regional scout for the Kansas City Chiefs, primarily scouting the college talent in the western United States.

Rees oversees a staff that consists of five area college scouts and a BLESTO scout who work year-round evaluating college players.

Prior to joining the Chiefs, Rees spent 15 years with UCLA (1979-93). Rees served as both an assistant football coach and as Recruiting Coordinator with the Bruins, earning a reputation as one of the nation's top recruiters. He signed 90 prep all-

Americans while at UCLA. The Bruins made 12 bowl appearances during his tenure and won five Pac 10 titles.

A native of Wilmette and graduate of New Trier East, Rees began his football career as an assistant with the Northwestern Wildcats for three seasons, coaching defensive backs for two years (1976-77) and running backs for one season (1978).

Rees earned three letters as a quarterback at Ohio Wesleyan, and earned a master's degree in education from Northwestern in 1978.

Born April 2, 1954, Rees and his wife, Susan, have three children (Danny, Meghan, and Tommy).

Player Personnel/Football Staff



RICK SPIELMAN

Director of Pro Personnel

A scouting veteran of both the pro and college ranks, Rick Spielman was named the Bears Director of Pro Personnel on June 11, 1997.


Spielman monitors the rosters of the other 30 teams, advance scouts the Bears' next opponent, and evaluates players from the CFL and NFL-Europe League. He also assists in player contract negotiations.

The Bears have added several key players via free agency since Spielman's arrival including Mike Wells, Chris Hudson, Jamal Duff, Clyde Simmons, Edgar Bennett, Robert Chanvey and Blake Brockmeyer.

Spielman joined the Bears after spending seven seasons in the player personnel department of the Detroit Lions, including his final two years as a pro scout and advance scout for the Lions' next opponent.

Spielman played linebacker at Southern Illinois University and had pro tryouts with the San Diego Chargers (1987) and Detroit Lions (1988) before earning a masters degree from Ohio State in 1989.

A native of Massilon, Ohio, Rick's younger brother, Chris, is a former all-pro LB for the Lions who currently plays for the Cleveland Browns. Rick was born December 2, 1962. He and his wife, Michelle, have two sons (Ronnie and J.D.).




RUSS RIEDERER

Physical Development Coordinator

Russ Riederer enters his eighth season in charge of the Bears year-round strength and conditioning programs. He joined the club on January 3, 1991 after serving one year as Strength and Conditioning coach for the Green Bay Packers.

Riederer played collegiately at Kansas State from 1975-78, where he started at linebacker. He earned a degree in physical education. He began his coaching career at Kansas State (1979-86), and continued as strength coach at Purdue University (1987-90).

Born August 5, 1957 in Holton, Kansas, Riederer and his wife, Mary Anne, have two daughters (Morgan and Anne) and two sons (Rob and Jake).



STEVE LITTLE

Asst. Physical Development Coordinator

Steve Little joined the Bears' staff on February 26, 1996 after spending the previous two seasons as head strength coach at Northern Illinois University. Little has also served as head strength coach at Bradley (1987), Temple (1990) and Purdue (1991-92). He also spent one season as assistant strength coach for the San Francisco 49ers (1993). At Purdue, Little served as an assistant under Russ Riederer in 1988-89.

A four-year letterman as a defensive tackle at Iowa State, Little spent parts of three seasons playing for the Steelers, Lions and

Falcons.

A native of Peoria, Little was born October 27, 1961. He and his wife, Carla, have four daughters (Kristen, Kelsey, Keralynn and Kamille).



Football Staff




ERIC STUDEVILLE Offensive Quality Control

Eric Studesville joined the Bears' staff prior to the 1997 season to oversee offensive research and quality control. Prior to joining the Bears, Studesville spent two seasons coaching the secondary at Kent.

Studesville previously coached defensive backs at Wingate University in North Carolina (1994) and also served on the staffs at both North Carolina (1992-93) and Arizona (1991).

A native of Madison, WI, Studesville earned a degree in physical education with a minor in coaching at the University of Wisconsin-Whitewater, where he starred as a defensive back. He received a masters in exercise physiology from Arizona. He worked at the Bears training camp in 1996 as part of the minority fellowship program. Studesville was born May 29, 1967 in Madison, Wisconsin. He is married (Staci).



CHUCK BULLOUGH Defensive Quality Control

Chuck Bullough was named to the Bears' staff to handle defensive quality control on February 5, 1999. He spent the previous two seasons as a graduate assistant at Michigan State. Bullough coached the Spartan offensive line in 1998, and the secondary in '97.

Bullough was a two-year starter and four-year letterman as a linebacker at Michigan State (1988-91). He ranks third all-time with 391 tackles, and was an all-Big Ten selection in 1991. He was an 8th-round draft choice by Philadelphia, and played five NFL seasons. He played his rookie year for the Eagles before playing for the Dolphins (1993-95) and Indianapolis Colts (1996).

Bullough was born March 3, 1969 in East Lansing, MI and attended Orchard Park High School in suburban Buffalo. He is married (Nicole).



TIM BREAM Head Athletic Trainer

Tim Bream begins his seventh season with the Bears and third as head athletic trainer. Bream spent the previous 10 years as a collegiate athletic trainer at Syracuse (1984-86), Vanderbilt (1986-88) and University of Richmond (1988-92) before joining the Bears as an assistant trainer.

Bream (pronounced BRAME) also worked on the medical staff of the 1992 Winter Olympics, and one summer (1981) as an intern with the Detroit Lions. He's currently on the executive board of the Pro Football Athletic Trainers Society.

Born January 3, 1961 in Gettysburg, PA, Bream is a graduate of Penn State and earned a masters from West Virginia University. He and his wife Lisa have two daughters (Rebecca and Elizabeth).



Football Staff



DEAN POPE Director of Video Services

Dean Pope enters his 14th season with Chicago. He was promoted to his current position in January of 1994 after serving eight years as assistant director of video service. Pope began his Bears career as an intern in 1986 helping with transition from film to video. His department is responsible for taping practices and games, editing tape for coaches and players and setting up video viewing stations on road trips. A graduate of University of Wisconsin-Platteville with a degree in Communications, he was born January 27, 1964 in Platteville, WI. Pope is single and resides in Vernon Hills.



TONY MEDLIN Equipment Manager

Tony Medlin enters his 13th season with Chicago, third as the Bears' head equipment manager. Medlin joined the Bears as an assistant equipment manager in the 1987 offseason. Before moving to Chicago, Medlin served as the athletic equipment manager at North Carolina Central University from 1982-87. He is a graduate from NCCU with a BS degree in therapeutic recreation. Along with his career in the NFL, Medlin is actively involved in numerous charitable endeavors including the Chicago Bears Coat Drive, "Say No to Drugs" campaign and American Cancer Society, in addition to organizing community girls

basketball. His brother (Ron) is the head athletic trainer for the Atlanta Falcons. Medlin, born February 10, 1960, is married (Chandra) and resides in Buffalo Grove.





Bears Staff



Barb Allen
Administrative Asst./
Coaching



Dr. Michael Ankin
Consulting Internist



Anne Appel
Administrative Asst./
Public Relations



Colette Barker
Administrative Asst./
Coaching



Marty Barrett
Area Scout/West



John Berta
Assistant Head
Groundskeeper



John Bostrom
Director of
Community Relations



Dr. Mark Bowen
Consulting
Orthopaedist



Marcia Buchs
Fan Club




Kris Coatney
Controller



Bill Collingbourne
Customer Service
Representative



John Conroy
Publications Director



Grant Denten
Assistant Director of
Information Systems



Phil Emery
Area Scout/Southeast



Clyde Emrich
Administration



Chad Fuller
Financial Analyst



Bears Staff



Greg Gershuny
Director of
Information Services



Linda Grubb
Customer Service
Representative



Caroline Guip
Skybox Manager



Scott Hagel
Assistant Public
Relations Director



Ole Halvorson
Building Maintenance



Phil Handler
Administration




Bryan Harlan
Director of Public
Relations



Dave Hendrickson
Assistant Video
Director




JulieAnn Henry
Administrative Asst./
Marketing



Dwayne Joseph
Coordinator of Player
Programs



Dr. Howard Katz
Consulting Internist



Joe Krajniak
Grounds Assistant



Sharon Lehner
Receptionist



Kendra Lindborg
Assistant Director of
Ticket Operations



Chrissy Mauck
Administrative Asst./
Scouting



Brian McCaskey
Director of Player
Development



Bears Staff



George McCaskey
Director of Ticket
Operations



Patrick McCaskey
Director of Special
Projects



Tim McCaskey
Vice President



Bill McGrane
Director of
Administration



Dan Migala
Internet Services
Manager



Emily Miller
Administrative
Assistant



Jim Miller
Director of Business
Operations



Ken Mrock
Head Groundskeeper



Dr. Gordon Nuber
Consulting
Orthopaedist



Dr. Jerry Osher
Consulting Internist



George Paton
Pro Scout



Bryan Pett
Stadium Operations



Carl Piekarski
Assistant Equipment
Manager



Francie Portrey
Manager Special
Events/Fan Relations



Lorelei Potts
Accounting Assistant




Ann Quint
Administrative Asst./
President



Bears Staff



Pat Roberts
Area Scout/East



Dr. Michael Schafer
Consulting
Orthopaedist



Shemy Schembechler
BLESTO Scout



Dianne Shabat
Administrative Asst./
Chairmen



Jeff Shiver
Area Scout/Midwest



Bobby Slatter
Assistant Athletic
Trainer



Eric Sugarman
Assistant Athletic
Trainer



Max Swiatek
Mailroom



Peter Taylor
Video Assistant



Sarah Thilman
Bears Care



Jack Trompeter
Manager of Promotions
and Advertising



Meredith Vail
Administrative Asst./
Business Operations



Ken Valdiserri
Director of Marketing/
Broadcasting



Robyn Wilkey
Administrative Asst./
Administration



John Paul Young
Area Scout/Southwest



BEARS CARE

The Chicago Bears have a long-standing tradition of supporting numerous charities and assisting those in need. In order to increase our effectiveness in helping those less fortunate, the Chicago Bears formalized its charitable organization through the creation of Bears Care, a fund of the Robert R. McCormick Tribune Foundation. One of the exciting things about Bears Care is that through their partnership with the Robert R. McCormick Tribune Foundation, the McCormick Tribune Foundation matches 60% of the net proceeds raised by Bears Care. This allows the Chicago Bears and Bears Care to answer even more of the needs that are presented to us by the community. Some of the charities that have received support from Bears Care are: Big Shoulders, Chicago Foundation for Education, Chicago Public Library Foundation, Children's Memorial, Ethiopian Community Association, Gilda's Club, Girls Hope, Habitat for Humanity, Haymarket House, Holy Family Hospital, Metro/Midtown Educational Foundation, Northwestern Memorial Hospital, the Regional Organ Bank of Illinois, Rush-Presbyterian-St. Luke's Medical Center and the YMCA.

This year, in support of former Bear Walter Payton, Bears Care made a grant to the Regional Organ Bank of Illinois (ROBI) in the amount of \$50,000. Together with a \$50,000 donation from the Chicago Bears, ROBI received \$100,000 to promote organ donor awareness. An Organ Donor program, created this year by the Chicago Bears, was announced at the 1999 Chicago Bears Fan Convention. Over 700 people signed on as donors, along with Virginia McCaskey and Secretary of State Jesse White. This was the largest single sign up in the history of the Illinois Organ Donor Program.

While Bears Care supports a variety of programs, the Bears Care Gala is designed to fund researchers who are leaders in their field in the fight against breast cancer. This year the Gala raised \$350,000. All proceeds from the Gala benefit such charities as Rush-Presbyterian-St. Luke's Medical Center and the Brian Piccolo Cancer Research Fund, which support breast cancer research.

We are very proud of the work that we have been able to support with the proceeds from our Galas. These funds have allowed Dr. Beth Marcus of Cook County Hospital and Dr. Harvey Preisler of Rush-Presbyterian-St. Luke's Medical Center to establish a unique breast cancer program for women of color, who have locally advanced breast cancer at the time of diagnosis. This is a problem affecting 30-40% of African-American female patients with breast cancer seen at Cook County Hospital and is a major public health problem. Unique components of this program is its direction towards the medically underserved, while also providing transportation and day care.


In addition, the work of Dr. Kambiz Dowlat of the Rush Cancer Institute is supported by Bears Care and the Brian Piccolo Cancer Research Fund. Dr. Dowlat's work is directed toward making precise biopsies of breast tumors to determine if they are malignant. This approach produces minimal discomfort for the patient with suspected breast cancer. Another major accomplishment supported by Bears Care funding is the work of Dr. Melody Cobleigh, a Rush researcher. Dr. Cobleigh presented groundbreaking news to the American Society of Clinical Oncology about Herceptin, a new treatment for aggressive forms of breast cancer affecting 25 - 30% of breast cancer patients. If approved by the Food & Drug Administration, Herceptin will be the first treatment to specifically target this type of breast cancer, which is associated with more rapid disease progression and shortened survival.

The 2000 Bears Care Gala, "Brian's Song . . . So That Others May Live to Sing," will be held on Friday, May 12, 2000 at The Ritz Carlton - Chicago. Proceeds from this elegant, black-tie evening will again support breast cancer research. Tickets are \$250 per person. Along with the Gala, there will be an outstanding raffle. A few of the prizes include \$5,000 cash, a Super Bowl weekend package and other exciting trips! Call (847) 295 - 6600 ext. 325 for additional information on the Bears Care Gala.

Please see page 100 of the 1999 Chicago Bears Media Guide for information on Bears Care programs like the "Hunt For Food and Shelter," and "Kids Helping Kids—make the Winning Team." Additionally, check out page 38 of the '99 media guide for a list of Bears Care grant recipients from 1996-98.



VETERANS





The Players



JAMES ALLEN

Running Back

5-10 215

March 28, 1975

Oklahoma

Bear season: 2 NFL Season: 2

Claimed off Philadelphia's Practice Squad in 1997



PRO CAREER: Rushed for 163 yards in first NFL start...Only four other Bears in team history have ever run for more yards in one game (Rick Casares, Willie Galimore, Walter Payton and Gale Sayers)...Joined Bears from Philadelphia's practice squad at the end of 1997 season.

1998 SEASON: Finished third on team in rushing with 270 yards on 58 carries (4.7 avg)...Set career-highs in first NFL start with 163 yards rushing and a touchdown on 23 carries vs Balt (12/20); Tied for Bears 17th highest single-game rushing total (Payton)...Originally signed to practice squad (8/31) after being waived in training camp (8/25)...Moved to active roster (10/13) after Bam Morris trade...Inactive Weeks 7-9...Made NFL rushing debut carrying twice for five yards at Atl (11/22)...Led Bears in rushing with 31 yards on seven carries vs TB (11/29)...Career-high 36 yards receiving on two catches at Min (12/6)...Rushed for 60 yards in second career start vs GB (12/27); 2-2 receiving with a touchdown. **Games played-started: 6-2**

PREVIOUS SEASONS: 1997 — Inactive final two games of season...Signed by Bears from Philadelphia's practice squad (12/9)...Spent training camp with Eagles before being waived (8/19)...Signed to Philadelphia practice squad (8/27)...Originally signed by Tennessee as an undrafted free agent (5/14).

COLLEGIATE, PERSONAL: Four-year letter winner at Oklahoma...Named all-Big 12 honorable mention as a senior after gaining 818 yards on 163 carries, good for second on the team...Caught 18 balls in 11 games for 152 yards...Started in all but one game as a junior...Finished second in rushing with 338 yards on 87 carries with 10 catches for 121 yards...Finished second as a sophomore in rushing with 543 yards on 136 carries with two touchdowns...Gained career-high 111 yards and two touchdowns vs Iowa State...Was first true freshman in Sooner history to start the opening game of the season at running back...Earned honorable mention all-Big Eight honors and named to the Football News Underclass all-America third team...Rated as top running back in country by several national recruiting magazines as a senior at Wynnewood (Okla) High...USA Today and Parade first-team all-American...Rushed for 2,308 yards and 35 touchdowns as a senior despite missing two games...Gained 2,620 yards and 44 touchdowns as a junior...Tied state record with 95 career TDs...Majored in Communications.

J. Allen's Pro Stats

	Rush	Yds	Avg	Lg	TD	Rec	Yds	Avg	Lg	TD	G-GS
1998	58	270	4.7	57	1	8	77	9.6	33	1	6-2
Career	58	270	4.7	57	1	8	77	9.6	33	1	6-2


Allen's Single Game Highs

Rushes: 23 vs Balt (12/20/98)
Rush Yards: 163 vs Balt (12/20/98)
Long Rush: 57 vs Balt (12/20/98)

Receptions: 3 vs Balt (12/20/98)
Rec. Yards: 36 at Min (12/6/98)
Long Rec: 33 at Min (12/6/98)



The Players



JOHN ALLRED

Tight End

6-4 249

September 9, 1974

USC

Bear season: 3 NFL Season: 3

Acquired in 2nd round of 1997 Draft



PRO CAREER: Saw limited action in 1998 after starting final four games of 1997...Bears highest selection of tight end since Mike Ditka in 1961.

1998 SEASON: Saw action in four contests...Inactive weeks 2-4, 7, 9, 11-14...Missed all but final game of pre-season with hamstring injury. **Games played-started: 4-0**

PREVIOUS SEASONS: 1997 — Played in 15 of 16 games, starting four...Finished with eight catches for 70 yards...Recorded first NFL catch (8 yards) vs Det (9/14)...Caught one ball before injuring knee and ankle at Dal (9/28)...Returned to action following week vs NO (10/5) only to break a rib and miss game vs GB (10/12)...Started first game at Det (11/27)...Originally drafted in second round (38th overall).

COLLEGIATE, PERSONAL: Recorded 27 of career 53 catches as senior at USC; also 10 of 14 career starts...Caught 27 passes for 283 yards (10.5 avg.) and one touchdown in final season with Trojans...Career-high 10 catches for 103 yards in 26-9 win over Houston; most catches ever by USC tight end in one game; 11th best one game total in USC annals...Appeared in every game as tight end and H-back as a junior...Had 6 catches for 70 yards and 2 touchdowns...Started first three games at tight end in sophomore campaign...Broke left leg and missed most of season...Had 11 catches for 143 yards...Played in 11 games as reserve tight end and special teams performer as a red-shirt freshman...Had 10 catches for 93 yards...Red-shirted as true freshman in 1992...All-San Diego County performer as linebacker and tight end at Torrey Pines High in Encinitas, CA...Lettered three times in football and basketball...History major...Hobby is surfing...Sister (Linda) played tennis at USC (1989-92) and is married to Tampa Bay safety, John Lynch...Single.

Allred's Pro Stats

	Rec.	Yds	Avg	Lg	TD	G-GS
1997	8	70	8.8	18	0	15-4
1998	0	0	0	0	0	4-0
Career	8	70	8.8	18	0	19-4

Allred's Single Game Highs

Receptions: 2 vs Det (9/14/97) Rec. Yards: 26 vs Det (9/14/97)
Long Rec: 18 vs Det (9/14/97)

40 RUSHES vs. 40 PASSES

Over the past 16 seasons when the Bears have rushed 40 times, they have a **55-2 record**. Chicago has won 39 straight 40-rush games dating back to 1984. Chicago pounded out 40 rushes only once last season—41 rushes for 148 yards in a 23-20 win at Tennessee (10-25-98). The Bears were 2-0 in 1997 when rushing 40 times, and did not have 40 rushing attempts in any game in '96; they carried 47 times in beating playoff-bound Philadelphia in the 1995 season finale.

During the same 16-season period, the Bears are 5-20 when throwing 40 passes in one game. Last season, the Bears were 0-2 when they tossed 40 passes: Moses Moreno had 41 attempts (and punter Mike Horan one) in a 31-17 loss hosting Tampa Bay 11-29-98; and Steve Stenstrom tossed 42 passes in a loss at Minnesota the following Sunday evening (12-6-98). The Bears had a 1-4 record in 1997 and were 0-4 in '96 when throwing 40 times.



The Players



DUNSTAN ANDERSON

Defensive End

6-3 275

December 31, 1970

Tulsa

Bear season: 1 NFL Season: 4

Signed as a free agent in 1999



PRO CAREER: Signed by Chicago (2/19/99) in off-season...Spent time with six different teams over five seasons (Kansas City, Atlanta, New Orleans, Dallas, Tennessee and Miami)...Played for Rhein Fire of NFL Europe in spring of 1997.

1998 SEASON: Waived by Miami in cutdown to 60.

PREVIOUS SEASONS: 1997— Signed as a free agent with Dolphins (7/8)...Played with Rhein Fire during spring and finished with four sacks...Played in career-high nine games with one start...Finished season with nine tackles, one fumble recovery and a pass break-up...Recovered first career fumble at GB (9/14)...Recorded first career start at right end for injured Jason Taylor at Balt (10/19)...Recorded two tackles vs Chi (10/27) and at Buf (11/2). **1996 —** Started training camp with Houston...Waived by Oilers before start of season...Played for London and Rhein during World League season...Recorded 7.5 sacks for Fire. **1995 —** Began camp with Houston...Waived by Houston and signed to New Orleans and Dallas' practice squads over season. **1994 —** Started NFL career in Kansas City...Waived by Chiefs in camp and later signed to practice squad...Waived by Chiefs and signed to Atlanta's practice squad...Signed to Falcon's active roster and saw first NFL action in season finale...Originally signed as an undrafted free agent by Kansas City.

COLLEGIATE, PERSONAL: Began college career at Tulsa as a quarterback and split end...Moved to defense as a junior...Earned starting spot as a senior and recorded 61 tackles, four sacks and a blocked kick...Saw limited action as a junior...Played five games as a redshirt freshman, catching two passes for 13 yards...Ran scout team at quarterback as a true freshman...Two-time all-district quarterback at O.D. Wyatt High in Fort Worth, TX...Earned all-district honors in basketball and baseball...Father, Milton, played middle linebacker at Texas Southern and mother, Willie, ran track at Texas Southern.

Anderson's Pro Stats

	Int-Yds	Tkls-Solo	Force	Fum	Fum Rec	Pass Def	Sack-Yds	G-GS
1994 Atlanta	0	0	0	0	0	0	0	1-0
1997 Miami	0	9-3	0	0	1	1	0	9-1
Career	0	9-3	0	0	1	1	0	10-1

STILL SAFE

On November 20, 1988, Bears punter Bryan Wagner watched a snap sail over his head. He hustled to recover the ball in the endzone for a safety, resulting in two points for Tampa Bay. Since that game, the Bears have not been tackled in the endzone - a span of 164 regular season games (as well as seven playoff games). It's the longest such current streak in the NFL. Cincinnati is next with 105 games without giving up a safety, followed by New Orleans (81 games), Arizona (67), and Jacksonville (54).



The Players



RAY AUSTIN

Safety

5-11 204

December 21, 1974

Tennessee

Bear season: 2 NFL Season: 3

Claimed off waivers in 1998



PRO CAREER: Signed by Chicago (8/31/98) after being waived by New York Jets (8/30/98) and played 12 games for the Bears in 1998...Played in all 16 games as a rookie for Jets.

1998 SEASON: Tied for eighth with 10 special teams tackles (Bownes, Forbes)...Recorded seven defensive stops, two solo...Inactive for first three weeks of season...Forced a fumble and recorded one tackle on special teams at Ten (10/25)...Inactive week 12 with an ankle injury...Recorded two solo stops on special teams and one on defense vs Balt (12/20). **Games played-started:** 12-0

PREVIOUS SEASONS: 1997— Recorded 12 tackles as an extra defensive back for New York...Also recorded seven special teams tackles, 1 FF and a blocked punt...Recorded two tackles in season opener at Sea (8/31)...Stripped ball from New England kickoff return man Derrick Cullors with :27 remaining in a 24-24 game at NE (9/14)...Season high 3 tackles in game 10 at Mia (11/9) seeing action as the dime back...Blocked a punt in first quarter vs TB (12/14) and had 1 special teams tackle...Originally selected by the Jets in the fifth round (145th overall) of the 1997 draft, a pick the Jets obtained from Miami in a 1996 in exchange for T James Brown.

COLLEGIATE, PERSONAL: A four-year varsity letterman for the Volunteers where he had 231 tackles and 7 INT...Team captain and earned all-SEC first-team honors when he started every game at LCB and recorded 53 tackles, 9 PD, 4 INT (1 TD), 2 FF and 1 FR as a senior...Earned Super Prep All-America honors and was rated among the top 5 DB prospects in the country following his senior year at Eisenhower HS in Lawton, OK...All-state and 3 time all-district choice in football...Sophomore year, his team posted a 14-0 record and the USA Today national title...Also was a standout track performer and holds the school record in the 300-meter hurdles (36.9), also ran the 110 meter high hurdles...Son of a career U.S. Army 1st Sgt (Drill Sgt.)...Born in Greensboro, N.C...Majored in psychology...Married (Lathesia).

Austin's Pro Stats

	Int-Yds	Tkls-Solo	Force Fum	Fum Rec	Pass Def	Sack-Yds	G-GS
1997 Jets	0	12-8	0	0	0	0	16-0
1998 Bears	0	7-2	0	0	0	0	12-0
Career	0	19-10	0	0	0	0	28-0

JAEGER NOW AN 80/80/80 MAN

In 1997, kicker **Jeff Jaeger** became the first booter in Bears' history to record back-to-back seasons converting better than 80% of his field goal attempts... and in 1998 he made it three in a row. Jaeger was 21 of 26 in '98 (same as 1997), good for 80.8%; Jeff kicked a team record 82.6% in 1996 (19 of 23). His Bears career field goal percentage stands at 81.3%, on 61 of 75 kicking. Jaeger, who has led Chicago in scoring each of his three years here (80, 83, and 90 points from 1996-98), is just five points shy of 1000 for his career. He is one of just six NFL kickers to hit the 80% mark for the last three seasons, joining Gary Anderson, Doug Brien, John Carney, Doug Christie, and Mike Hollis.



The Players



RICKY BELL

Cornerback

5-10 194

October 2, 1974

North Carolina State

Bear season: 2 NFL Season: 3

Claimed off waivers in 1997



PRO CAREER: Signed by Bears (9/9/97)...Placed on Injured Reserve/Non Football injury list (10/25/97)...Waived by Jacksonville in cutdown to 60 (8/19/97).

1998 SEASON: Recorded seven tackles on special teams...Contributed four tackles on defense...Inactive Weeks 1 and 3...Recorded two solo stops on defense vs Min (9/27)...Recovered a fumble and made one tackle on special teams at Ten (10/25). **Games played-started:** 14-0

PREVIOUS SEASONS: **1997** — Played in five games for Chicago recording one special teams stop...Signed by team after Week 2 (9/9)...Played in first game on special teams vs Det (9/14)...Recorded lone special teams tackle vs NO (10/5)...Placed on IR/Non Football Injury list after Week 7 (10/25). **1996** — Played in 12 games for the Jaguars recording three tackles and 14 special teams stops (tied for fourth on team)...Returned six kickoffs for 199 yards...Originally joined Pittsburgh Steelers as an undrafted rookie free agent and spent Weeks 1 and 2 on the practice squad and Weeks 4 and 5 as an inactive after being signed to the active roster...Waived by Steelers (9/24) and picked-up the following day by Jacksonville.

COLLEGIATE, PERSONAL: Three-year starter who played every position in secondary for NC State...First-team ACC in 1995...Among the top five defensive players with 61 tackles...As a junior finished sixth with 62 tackles...Played in all 11 games as a sophomore...Named to The Sporting News all-Freshman team...Redshirted in 1991...Named all-State, all-Conference, all-Region and all-Selection as a senior at Eau Claire High School in Columbia, SC...Earned three letters in basketball...Majored in social studies...Single.

Bell's Pro Stats

	Int-Yds	Tkls-Solo	Force Fum	Fum Rec	Pass Def	Sack-Yds	G-GS
1996 Jax	0	3-2	0	0	0	0	12-0
1997 Bears	0	0	0	0	0	0	5-0
1998 Bears	0	4-3	0	0	0	0	14-0
Career	0	7-5	0	0	0	0	31-0
Playoffs	0	0	0	0	0	0	3-0

STACKED AGAINST SACKS

The Bears' O-line allowed 31 sacks in 1998, (38 in '97), 8th fewest in the NFL and 4th in the NFC. Chicago led the league in pass plays per sack allowed for much of the first half of the season, giving up just 10 QB drops in the first half, on 251 pass attempts, for a 25.1 pass-attempt-per-sack ratio. But the Bears finished the season by giving up 21 sacks in their final 243 pass attempts, and ended with a ratio of 15.9 pass attempts per sack allowed.



The Players

EDGAR BENNETT

Running Back


6-0 218

February 15, 1969

Florida State

Bear season: 2 NFL Season: 8

Acquired as unrestricted free agent in 1998



PRO CAREER: Signed by Bears (2/19/98) as an unrestricted free agent from Green Bay...Sat out 1997 season with torn left Achilles tendon...Left Packers ranked among the team's all-time leaders in both rushing (seventh) and receiving (11th)...Ranks first in Green Bay annals in post-season carries (163), rushing yards (561) and rushing touchdowns (5)...Eclipsed century rushing mark six times, three against Chicago, in pro career...Has handled ball 1,415 times (1145 rushes, 270 receptions) with only three fumbles.

1998 SEASON Led team in rushing with 611 yards on 173 carries with two touchdowns...Led Bears backfield with 28 catches (fourth on team) for 209 yards...Rushed for 30 yards and a touchdown in Season Opener vs Jax (9/6)...Led Bears with season-high 88 yards rushing (21 atts) vs Det (10/4); Hit Chris Penn on an 18-yard half back option pass for a TD...Led Bears in rushing with 73 yards on 18 carries at Det (11/15)...Rushed 12 times for 21 yards and a touchdown at Min (12/6); 3-34 receiving...Rushed 15 times for 78 yards including a career-long 43 yard run on the Bears opening play at GB (12/13)...Saw limited action in final two weeks due to knee injury. **Games played-started:** 16-13

PREVIOUS SEASONS: **1997** — Suffered torn left Achilles tendon in pre-season opener vs Mia (7/26)...Underwent surgery (7/29) and placed on IR (8/18), marking the first games missed of his pro career. **1996** — Led Packers in rushing for third straight year with 899 yards (222 carries)...Led team in post-season rushing with 219 yards and 3 TDs on 59 carries...Played in all 16 games, starting 15, for fifth straight season...Tied for fourth on team with 31 receptions (176 yards and one touchdown)...Season-high five receptions and 142 total yards vs Phi (9/9)...Rushed for 90-yards or more against Philadelphia (93), Seattle (94) and Tampa Bay (93)...Eclipsed 100-yard mark in regular season finale vs Min (12/22)...Rushed for 80 yards and two touchdowns in Divisional playoff game vs SF (1/4/97)...Rushed for 99 yards (25 attempts) and a touchdown in NFC Championship vs Car (1/12/97)...Capped season with 40 yards and a touchdown in Super Bowl XXXI victory over New England. **1995** — Moved from fullback to halfback and rushed for career-high 1,067 yards...Only fifth player in Packer history to rush for over 1,000 yards...Set Packer season-mark for most combined yards with 1,715...Registered over 100 yards of total offense in 10 games...Started all 16 games for first time in career...Finished second on team with 61 receptions, becoming first back in Green Bay history to have 60 catches in consecutive seasons...Career-high 30 carries for 96 yards at Chi (9/11)...Rushed for 87 yards (23 carries) vs NYG (9/17)...Recorded 148 yards from scrimmage (77 rushing, 71 receiving) vs Det (10/15)...Set career-highs with 121 yards rushing and total yards from scrimmage (171) at Det (10/29)...Caught season-high seven passes (65 yards) and rushed for 70 yards at Min (11/5)...Career-high two TD receptions vs Chi (11/12)...Season-high 85 yards receiving and 60 yards rushing vs TB (11/26)...Opened playoffs with 108-yard rushing performance in Wild card win vs Atl (12/31)...Rushed for 51 yards in divisional win at SF (1/6/96)...Gained 46 yards on nine carries in NFC Championship at Dal (1/14/96). **1994** — Led Green Bay in rushing for first time in career with 623 yards and five touchdowns...Led NFL running backs with 78 receptions, setting a franchise record for catches out of the backfield...Started 15 games at fullback...Amassed 1,169 total yards from scrimmage...Eclipsed 100-yard rushing mark three times...Caught career-high 10 passes for 78 yards vs Mia (9/11)...Rushed for 105 yards and two touchdowns and added a nine-yard TD reception at Chi (10/31)...Rushed for season-high 106 yards and a touchdown vs Chi (12/11)...Career-high 101 receiving yards (8 catches) and 46 rushing yards for season-best 147 yards from scrimmage vs Atl (12/18)...Rushed for 100 yards with a career-long 39-yard touchdown run vs TB (12/24)...Led Packers with 104 yards and one touchdown in two post-season starts. **1993** — Moved into starting fullback position, opening 14 of 16 games



The Players

played...Recorded 1,007 yards of total offense...Ranked second on team in rushing (550 yards, nine touchdowns) and receiving (59 catches for 457 yards and a touchdown)...Scored two touchdowns in season opener vs LA Rams (9/5)...Caught eight balls for 61 yards and added a rushing TD at Dal (10/3)...Recorded 118 total yards of offense with a season-high 66 yards rushing and two touchdowns vs Det (11/21)...Scored two TDs at Det (1/2/94), one receiving and one rushing...Started both playoff contests highlighted by nine catch (53 yards) performance in divisional game at Dal (1/16/94). **1992** — Played in all 16 games with two starts at halfback...Returned five kickoffs for 20.8 yard average and registered two tackles on coverage units...Rushed for 107 yards in first career start at Chi (11/22)...Started following week vs TB (11/29) contributing 81 yards of total offense...Originally a fourth-round draft pick (103rd overall) by Green Bay.

COLLEGIATE, PERSONAL: Four-year starter at fullback for Florida State (1987, 1989-91)...Granted medical redshirt after two games in 1988 due to broken hand...Rushed 296 times for 1,246 yards and 13 touchdowns...Caught 93 passes for 1,095 yards and seven touchdowns...Honorable mention all-America selection by *Football News* after senior year...First-team Class 4A all-state selection as a senior at Robert E. Lee High School in Jacksonville...Led team to 20-1 record his last two years, gaining 1,300 yards and 15 touchdowns as a senior...Lettered twice in basketball and track...Opened a nursing home ('Blessed Homes') with Mother, Juanita, in Jacksonville...Started commercial cleaning company, 'Bennett Brothers of Jacksonville'...Serves as spokesman for Big Brothers/Big Sisters of Jacksonville...Married (Mindy)...Son (Edgar Bennett IV).

Bennett's Pro Stats

	Rush	Yds	Avg	LG	TD	Rec	Yds	Avg	LG	TD	G-GS
1992 Green Bay	61	214	3.5	18	0	13	93	7.2	22	0	16-2
1993 Green Bay	159	550	3.5	19	9	59	457	7.7	39t	1	16-14
1994 Green Bay	178	623	3.5	39t	5	78	546	7.0	40	4	16-15
1995 Green Bay	316	1,067	3.4	23	3	61	648	10.6	35	4	16-16
1996 Green Bay	222	899	4.0	23	2	31	176	5.7	25t	1	16-15
1997 Green Bay						Injured Reserve					
1998 Bears	173	611	3.5	43	2	28	209	7.5	31	0	16-13
Career	1,109	3,964	3.6	43	21	270	2,129	7.9	40	10	96-75
Playoff	163	561	3.4	18	5	31	170	5.5	18	0	10-10

Bennett's Single Game Highs

Rushes: 30 at Chi (9/11/95)	Receptions: 10 vs Mia (9/11/94)
Rush yards: 121 at Det (10/29/95)	Rec. yards: 101 vs Atl (12/18/94)
Long rush: 43 at GB (12/14/98)	Long rec.: 40 vs Atl (12/18/94)
Rush TDs: 2: Last at Chi (10/31/94)	Rec TDs: 2 vs Chi (11/12/95)
Touchdowns: 3 (2 rush, 1 rec) at Chi (10/31/94)	


BEARS WITH PLAYOFF EXPERIENCE

Playoff Games Players (starts in parenthesis)

10	Edgar Bennett (10)
9	Clyde Simmons (9)
8	Keith Burns, Jim Schwantz
7	Andre Collins
6	Chris Hudson (5)
5	Ty Hallock
4	Erik Kramer (3), Frankie Smith
3	James Williams (2)
2	Blake Broeckermeier, Curtis Conway (2), Jim Flanigan, Glyn Milburn, Barry Minter, Todd Perry (2), Mike Wells (1)
1	Ryan Wetnight



The Players



FABIEN BOWNES

Wide Receiver

5-11 192

February 29, 1972

Western Illinois

Bear season: 3 NFL Season: 3

Acquired as undrafted free agent in 1995



PRO CAREER: Significant contributor on special teams in 1997 and 1998 while seeing action as a spot receiver...Member of Bears' practice squad in 1995 and 1996 seasons.

1998 SEASON — Finished 11th on team with five catches for 69 yards and a touchdown...Tied for eighth on team with 10 special teams tackles...Played in all 16 games for second consecutive season...Left game at TB (9/20) with a heat migraine...Career-high 56 yards receiving, including career-long 44 yard grab, on three catches vs Min (9/27)...Caught first career touchdown in fourth quarter of Bears dramatic comeback win vs Det (10/4); 2-13 receiving. **Games played-started:** 16-0

PREVIOUS SEASONS: 1997 — Led the special teams unit with 19 tackles and a fumble recovery...Played in all 16 games for first time in career...Returned 19 kickoffs for 396 yards...Caught first NFL pass for nine yards at NE (9/21)...Set career-highs in catches (4) and yards (54) vs Wash (11/2)...Recovered muffed punt to seal victory vs TB (11/23). **1996** — Released by Bears (8/19) in cutdown to 60...Signed to practice squad (10/16) for final nine games. **1995** — Spent first 14 games on practice squad...Signed to 53-player roster (12/14) and played on punt coverage unit vs. TB (12/17)...Inactive for finale vs. Phil (12/24)...Waived in final cuts (8/27) and re-signed to practice squad (8/29)...Originally signed as undrafted free agent.

COLLEGIATE, PERSONAL: Four-year letterman and honorable mention all-conference as senior...Career-best 28-346 and two TDs receiving and nine starts as senior...School record holder in 200-meter dash and qualified for nationals in the 100-meter dash...Caught 12 passes for 165 yards including a 44-yard long as junior in 1993 while starting three games and playing in five...Did not catch a pass in three games of sophomore season...Two receptions including career-long 47-yarder as freshman...Track and football prep athlete at Waubonsie Valley in Aurora, IL. (Pronounced: BOW ens)

Bownes' Pro Stats

	Rec	Yds	Avg	Lg	TD	KOR	Yds	Avg	Lg	TD	G-GS
1996	0	0	0	0	0	0	0	0	0	0	1-0
1997	12	146	12.2	21	0	19	396	20.8	36	0	16-0
1998	5	69	13.8	44	1	1	19	19.0	0	0	16-0
Career	17	215	12.6	44	1	20	415	20.75	36	0	33-0

Bownes' Single Game Highs


Receptions: 4 vs Wash (11/2/97)
Long rec: 44 vs Min (9/27/98)
Long KOR: 36 vs TB (11/23/97)

Rec. yards: 56 vs Min (9/27/98)
Most KORs: 5 vs NYJ (11/16/97)
KOR yards: 113 vs NYJ (11/16/97)





The Players



BLAKE BROCKERMEYER

Tackle

6-4 312

March 11, 1973

Texas

Bear season: 1 NFL Season: 5

Acquired as unrestricted free agent in 1999



PRO CAREER: Signed with Chicago (2/27/99) as an unrestricted free agent from Carolina...Started at both right and left tackle for the Panthers in four years...Started in 55 of Carolina's 64 regular season contests over his four-year tenure...Youngest starting left tackle in the National Football League in 1995 and one of just nine first-year players to start all 16 games.

1998 SEASON: Started 14 games for Carolina at left tackle...Briefly was moved to left guard during off-season, but returned to left tackle by Season Opener...Suffered a sprained knee at Dal (10/11)...Inactive following week at TB (10/18) with injury...Game day inactive at NYJ (11/29)...Returned to starting lineup following week for the final four games of the season. **Games played-started:** 14-14

PREVIOUS SEASONS: **1997** — Started the last 13 games of the season at left tackle after subbing for Matt Campbell at San Diego (9/14), and after seeing spot duty in short yardage and special teams situations versus Washington (8/31) and at Atlanta (9/7)...Returned to the starting lineup at left tackle for good versus Kansas City (9/21) and helped the offense register over 300 yards six times in the final 13 games...Rushing yardage highlights included 216 yards versus Oakland (11/2) and 186 versus New Orleans (11/30). **1996** — Showed versatility, playing right tackle for the first four weeks of the season before moving to left tackle prior to the Panthers contest at Minnesota (10/6)...Started on the left side for eight games, helping the Panthers offense produce 184 rushing yards versus St. Louis (10/13) and consecutive no-sack performances versus the Giants (11/10) and at St. Louis (11/17)...Fractured left thumb the following week at Houston (11/24), ending his consecutive start streak at 28 games...Saw substitute action on short yardage and special teams in the Panthers two playoff contests. **1995** — One of just nine NFL rookies to start every game in the Panthers inaugural season...Kept opponents in check throughout the season despite being the youngest starting left tackle in the NFL in 1995...Part of an impressive rookie-manned left side (teamed with Frank Garcia at left guard), Blake was a member of a solid offensive line that helped quarterback Kerry Collins to the first winning record for a rookie starter since Dan Marino in 1983...Originally drafted in the first round by Carolina (29th overall) with a pick acquired from San Diego.

PERSONAL, COLLEGIATE: After redshirting his freshman season, Blake started every game for Texas, earning All-America honors each year...During his redshirt freshman year (1992), Blake started every game at right tackle and was a freshman first-team All-America selection...As a sophomore (1993), Blake was a first-team sophomore All-America selection...His junior year (1994), Blake was a consensus All-America and started every game for the Longhorns at left tackle, helping Texas average over 360 yards of offense per game before declaring himself eligible for the NFL draft...Blake was a two-time all-district first-team selection out of Arlington Heights (TX) High and a consensus all-state first-team selection...In 1990, *Super Prep* magazine chose Blake as the finest offensive lineman in the state of Texas and the 21st-best prospect in the nation...Majored in speech...Married (Kristy)...Son (Jack).


Brockermeyer's Pro Stats

Games-Starts: 58-55 — 1995 Carolina (16/16); 1996 Carolina (12/12); 1997 Carolina (16/13); 1998 Carolina (14/14)

Playoffs: 2-0



The Players



KEITH BURNS

Linebacker

6-2 245

March 16, 1972

Oklahoma State

Bear season: 1 NFL Season: 6

Acquired as unrestricted free agent in 1999



PRO CAREER: Signed with Chicago (4/6/99) as an unrestricted free agent from Denver...Led Broncos special teams unit in tackles in 1995, 1996 and 1998...Played in every game for Denver over the past four years.

1998 SEASON: Led Broncos in special teams tackles (19) for third time in his four years in Denver...Also led team in special teams stops in post-season with five...Played in all 16 games for fourth consecutive season...Finished with eight defensive stops and a pass break-up...Season-high four defensive tackles and a pass break-up at Wash (9/27)...Recorded season-high five special teams tackles and two defensive stops vs Phi (10/4)...Left game in first quarter with a left thigh bruise and did not return at SD (11/29)...Recorded three special teams stops and recovered a fumble in AFC Championship vs NYJ (1/17/99). **Games played-started:** 16-0

PREVIOUS SEASONS: **1997**— Played in all 16 regular season contests and four post-season games for Denver...Finished with 10 special teams tackles and three on defense...Returned three kickoff for 37 yards...Recorded two solo stops at SD (11/30)...Returned one kickoff for 16 yards and added a special teams stop vs GB in Super Bowl XXXII. **1996** — Tied for team lead with 16 special teams tackles...Recorded five defensive stops as a back-up middle linebacker...Recorded two defensive tackles vs Sea (12/1). **1995** — Finished with career-high 22 tackles on defense with 1.5 sacks and a forced fumble...Led special teams with 16 tackles and two fumble recoveries...Recorded first career sack vs Wash (9/17)...Recorded season-high five tackles at Sea (10/1)...Recorded four tackles and a forced fumble vs Oak (10/16)...Recovered fumbles on special teams in back-to-back contests vs SD (11/19) and at Hou (11/26). **1994** — Played in 11 of 16 contests with one start for Denver...Finished rookie season with 18 tackles on defense...One of team leaders on special teams with 18 stops...Started Season Opener vs SD (9/4) and responded with season-high nine tackles...Recorded five tackles vs LA Rai (9/18)...Originally drafted in seventh round (210th overall) by Denver.

COLLEGIATE, PERSONAL: Burns recorded 233 tackles (182 solo), six sacks, one interception, five fumble recoveries and three forced fumbles during his two years at Oklahoma State... Earned second-team all-America and first-team all-Big Eight honors from Football News, as well as Playboy All-America honors as a senior in 1993... Played both at strongside outside linebacker and middle linebacker during the season, leading Cowboys with 107 tackles, three fumble recoveries and three pass break-ups... Played in East-West Shrine Game...Earned first-team all-Big Eight honors and Big Eight Defensive Newcomer of the Year as a junior transfer in 1992...Played his first two collegiate seasons at Navarro (Texas) Junior College where he earned first-team JC all-America honors in 1991, recording 192 tackles, six sacks, three interceptions, six passes defended, four forced fumbles and three fumble recoveries...Three-time letterman in football at T.C. Williams High in Alexandria, VA...Also earned letters in basketball and baseball...Majored in sociology...Wife (Michelle)...Daughters (Danielle and Rachel).





The Players

Burns' Pro Stats

	Int	Tkls-Solo	FF	FR	PD	Sack-Yds	G-GS
1994 Denver	0	18-14	0	0	0	0	11-1
1995 Denver	0	22-14	1	0	0	1.5-9	16-0
1996 Denver	0	5-2	0	0	0	0	16-0
1997 Denver	0	3-2	0	0	0	0	16-0
1998 Denver	0	8-6	0	0	1	0	16-0
Career	0	56-38	1	0	1	1.5-9	75-1
Playoffs	0	0	0	0	0	0	8-0

Burn's Single Game Highs

Tackles: 9 vs SD (9/4/94)

Sacks: 1 vs Wash (9/17/95)


BEARS CARE GRANT RECIPIENTS 1996-98

Big Shoulders Fund
 Boys Hope Girls Hope
 Chicago Clergy Association for the Homeless Person
 Chicago Coalition for the Homeless
 Chicago Foundation for Education
 Chicago Hearing Society
 The Chicago Province of the Society of Jesus
 Chicago Public Library Foundation
 Chicago Public Schools — Lighthouse Program
 Children's Memorial Foundation
 Clearbrook Center
 Committee on the Status of Women
 Cook County Hospital
 Cook County State's Attorney's Office
 Corporation for Social and Educational Development
 The Cradle Society
 Ethiopian Community Association of Chicago, Inc.
 Gilda's Club Chicago
 Greater Chicago Food Depository
 Habitat for Humanity — Rockford
 Holy Family Medical Center
 Hull House Association
 Inner City Teaching Corps of America
 Lake County Crisis Center
 Lewis University
 Lexington College
 Make-A-Wish Foundation of South Florida
 Midtown Educational Foundation
 The Northwestern Memorial Foundation
 Northwestern University Settlement
 Rainbow House
 Regional Organ bank of Illinois
 Rehabilitation Institute of Chicago
 Rush Presbyterian - St. Luke's Medical Center
 A Safe Place
 The Salvation Army
 Shakespeare Repertory
 Sheriff Michael Sheahan Youth Athletic Foundation
 The Young Men's Christian Association of Metro Chicago

See page 26 for more information on Bears Care, and page 100 for details on Bears Care programs.
 You can reach Bears Care at (847) 295 - 6600 ext. 325.



The Players



TOM CARTER

Cornerback

6-0 190

September 5, 1972

Notre Dame

Bear season: 3 NFL Season: 7

Acquired as transition free agent in 1997



PRO CAREER: Broke collar bone in Week 4 of 1998 season snapping 67 consecutive start streak...Started all 16 games at left corner and tied for team lead in passes defended (19) in first season with Bears...Signed by Chicago (3/31/97) from Washington...As their transition player, Redskins had right to match offer which they declined (4/5)...Led Washington in interceptions (9) and pass break-ups (42) from 1995-96.

1998 SEASON: Team leader in interceptions (2) before suffering broken left collarbone in first quarter vs Min (9/27)...Recorded eight tackles and two pass break-ups in three games...Intercepted Brunell pass in endzone vs Jax (9/6) in Season Opener...Intercepted second pass of season along with three tackles and a pass break-up at Pit (9/13)...Placed on injured reserve (9/30) after breaking collarbone. **Games played-started:** 4-4

PREVIOUS SEASONS: **1997** — Tied for team lead in passes defended (19, W.Harris) and finished second with three interceptions...Recorded 56 tackles, 49 of them solo stops...Started every game at left corner for fourth straight NFL season...Six stops, five solo in Bear debut at GB (9/1)...Season-high nine tackles and a pass defense vs Min (9/7)...Grabbed first interception of season at Dal (9/28)...Recorded one tackle before leaving game in first quarter with a thigh bruise vs NYJ (11/16)...Season-high four pass break-ups and an interception at Det (11/27)...Sealed victory at StL (12/14) with late fourth quarter interception in the endzone. **1996** — Led Redskins for second consecutive year in interceptions (5) and pass break-ups (27)...Started all 16 games for third straight season...Finished with 61 tackles, 50 solo stops...Grabbed two interceptions, four pass break-ups and five tackles at NYG (9/15)...Sealed victory at St.L (9/22) with third interception of season, adding five tackles...Season-high nine tackles, two pass break-ups and an interception vs NYJ (9/29)...Recorded fifth interception of season at Ariz (12/15). **1995** — Started all 16 games at corner finishing with a career-high 79 tackles...Led Washington with four interceptions and 15 pass break-ups...Returned interception in Season Opener 31-yards vs Ariz (9/3)...Recorded five tackles before pulling hamstring in fourth quarter vs Oak (9/10)...Sealed victory vs Dal (10/1) with second interception of season...Season-high nine tackles vs Det (10/22)...Recorded third interception vs Sea (11/19)...Final interception of season came at St.L (12/17). **1994** — Tied for second on club in interceptions (3) and pass break-ups (16)...Recorded 45 tackles from the corner...Opened season with six tackles and one pass break-up vs Sea (9/4)...Recorded first interception of season at NO (9/11)...Grabbed second interception vs Dal (10/2)...Season-high seven tackles at Phil (10/9)...Returned interception 40-yards vs Ariz (10/16). **1993** — Led all NFL rookies with a team-high six interceptions...Recorded 38 tackles and four pass break-ups...First career interception vs Pho (9/12)...Recorded an interception in the first quarter of his first career start at Mia (10/4) on Monday Night Football...Recorded back-to-back interceptions at Pho (10/17) and at Buf (11/1)...Final interception of season came at NYG (11/14)...Named transition player following season...Originally drafted in first round by Washington (17th overall).

COLLEGIATE, PERSONAL: Left Notre Dame after junior year...Second-team all-America as a junior...Career-high 40 tackles and five interceptions...Started every game as a sophomore at right corner, playing more minutes than any member of team...Led Irish with five interceptions...Returned interception 79-yards for a touchdown against Tennessee, the 10th longest return in school history...Played in every game but season opener against Michigan as a true freshman...Broke into starting line-up just three games into season...Started six games at free safety, recording 19 tackles...Also was a track star at Notre Dame, winning the Midwestern Collegiate Conference 55-meter indoor sprint championship as a junior...Rated as one of the top 100 incoming freshman out



The Players

of Lakewood High School in St. Petersburg, FL...First-team all-state as a defensive back and first-team all-city and conference at quarterback after senior year...Earned three letters in football as a quarterback, defensive back and wide receiver...Earned three letters in basketball, two in track and one in baseball...Selected all-county in basketball and all-league in track...Finished finance degree at Notre Dame during 1996 off-season...Married (Renee)...Son (Alexander) and daughters (Madison and Cameron).

Tom Carter's Pro Stats

	Int	Tkls-Solo	FF	FR	PD	Sack-Yds	G-GS
1993 Wash	6-54	38-31	0	0	4	0	14-11
1994 Wash	3-58	45-36	0	0	14	0	16-16
1995 Wash	4-116	79-63	0	0	15	0	16-16
1996 Wash	5-24	61-51	0	0	27	0	16-16
1997 Bears	3-12	56-49	0	0	19	0	16-16
1998 Bears	2-20	8-7	0	0	4	0	4-4
Career	23-284	287-237	0	0	83	0	82-79

Tom Carter's Single Game Highs

Tackles: 9 Last: vs Min (9/7/97)
Solo: 9 vs Min (9/7/97)


Interceptions: 2 at NYG (9/15/96)
Passes Defended: 4 Last: at Det (11/27/97)

CONTRACT EXPIRATION

- 1999** — J. Allen, T. Allen, Allred, C. Anderson, D. Anderson, K. Anderson, Austin, Banks, Bell, Bownes, Brooks, Cantelupe, Chancey, Coleman, Collins, Conway, Cousin, Dolan, Draft, Duff, Engram, Ferguson, Fleming, Grasmanis, Hernandez, Hudson, Huntington, Jaeger, Matthews, McDonald, Miller, Mitchell, O'Neal, D. Palmer, E. Palmer, Penn, Perry, B. Robinson, M. Robinson, Sauerbrun, Schwantz, Villarrial, G. Williams, J. Williams
- 2000** — Burns, Chambers, Early, Enis, Hall, Hallock, W. Harris, Jefferson, Kramer, Kreutz, Mannelly, Mayes, Moreno, Overhauser, Simmons, F. Smith, Stecker, Washington, Wetnight, Wiegmann
- 2001** — Azumah, Bennett, T. Carter, Cook, Finn, S. Harris, Herndon, Milburn, Parrish, Samuel, Sanford, Spiller, Wisne
- 2002** — Brockermeyer, Flanigan, Minter, Wells
- Draftees McNow, Davis, Tucker, Bates, Booker, Holdman and Colvin were unsigned at press time.
 - When a player is waived and re-signed to the practice squad, that contract expires after the 1999 (i.e., current) season.



The Players



ROBERT CHANCEY

Fullback

6-0 252

September 7, 1972

No College

Bear season: 2 NFL Season: 3

Claimed off waivers in 1998



PRO CAREER: Saw action in every game in 1998 as a reserve fullback...Signed by Chicago (7/26/98) after being waived by San Diego...Signed as true free agent by Chargers in 1997...Returned to football for first time since high school after playing minor league baseball over previous five seasons.

1998 SEASON: Finished fourth on team in rushing with 122 yards on 22 carries with two touchdowns...Caught 11 passes for 102 yards...Started one of 16 games played...Recorded first NFL rushes vs Jax (9/6) carrying three times for eight yards...Set career-high with three catches for 32 yards vs Det (10/4)...Rushed three times for 17 yards, caught one pass for nine yards and returned a kickoff 18 yards vs Dal (10/18)...Scored first NFL touchdown on a one yard plunge at Ten (10/25)...Career-high six carries for 14 yards and a touchdown vs Balt (12/20)...Rushed four times for a career-high 19 yards vs GB (12/27). **Games played-started:** 16-1

PREVIOUS SEASONS: 1997 — Saw action in six games for San Diego, mostly on special teams as a rookie...Recorded one tackle on special teams...Spent first nine games of season on Chargers' practice squad before being signed to active roster (11/4)...Saw first NFL regular-season game action Game 10 vs Sea (11/9)...Played in each of next three games...Active but did not play vs Atl (12/7)...Played in final two games of season vs KC (12/14) and at Den (12/21)...Originally signed by San Diego as rookie free agent on April 7, 1997.

COLLEGIATE, PERSONAL: Did not play college football, although highly recruited out of high school...Decided to play pro baseball after prep career...Played for New York Mets Class A team in Kingsport, Tennessee in 1996...Participated in independent league in 1995...Drafted by Baltimore Orioles in 1992 and spent three years playing for their Class A team in Alabama...Played competitive football as senior for Stanhope Elmore High Mustangs in Millbrook, Alabama...Rushed for 806 yards and eight touchdowns in his senior season...Married (Michelle)...Daughter (Ja Myra Jackson).

Chancey's Pro Stats

	Rush	Yds	Avg	Lg	TD	Rec	Yds	Avg	Lg	TD	G-GS
1997 Chargers	0	0	0	0	0	0	0	0	0	0	6-0
1998 Bears	29	122	4.2	14	2	11	102	9.3	15	0	16-1
Career	29	122	4.2	14	2	11	102	9.3	15	0	22-1

Chancey's Single Game Highs

Rushes: 6 vs Balt (12/20/98)

Rush yards: 17 vs Dal (10/18/98)

Long rush: 14 vs StL (11/8/98)

Receptions: 3 vs Det (10/4/98)

Rec. yards: 32 vs Det (10/4/98)

Long rec.: 15 at Ten (10/25/98)





The Players



ANDRE COLLINS

Linebacker

6-4 240

May 4, 1968

Penn State

Bear season: 2 NFL Season: 10

Acquired as unrestricted free agent in 1998



PRO CAREER: Recorded three interceptions in 1998, the most by a Bears' linebacker since 1993 (Dante Jones, 3)...Signed with Bears in off-season (5/27/98)...Played three seasons at Cincinnati (1995-97) and five in Washington (1990-94)...Started at right linebacker for Washington's Super Bowl XXVI championship team...Returned three interceptions for touchdowns over career...Missed only seven of 135 games (including playoffs) in eight years.

1998 SEASON: Finished second on team with three interceptions...Intercepted two passes in pre-season returning one for a touchdown...Recorded 49 tackles and a pass defense as the team's nickel linebacker...Finished fourth on special teams with 14 tackles...Recorded six tackles vs Min (9/27)...Season-high seven tackles at Ariz (10/11)...Recorded three tackles and intercepted a pass to seal victory vs Dal (10/18)...Picked off second pass of season vs TB (11/29)...Recorded three tackles on defense and one on special teams in start at Min (12/6)...Recorded three defensive stops and two on special teams vs Balt (12/20)...Recorded six tackles and an interception in start vs GB (12/27).

Games played-started: 16-2

PREVIOUS SEASONS: 1997 — Played in all 16 contests for Cincinnati leading the team with 28 special teams tackles...Bengals' primary nickel linebacker...Tied for fourth on team with three sacks...Recorded four solo stops, a fumble recovery and three special teams tackles at Bal (9/7)...Led special teams with two stops at Jax (10/5)...Season-high five defensive stops and a sack vs SD (11/2)...Three special teams tackles vs Jax (11/23)...Recorded four special teams stops and a sack vs Ten (12/4)...Led team with three special teams tackles in season finale vs Bal (12/21). **1996** — Missed entire pre-season schedule due to contract negotiations...Played in 14 of 16 regular season contests...Finished second on team with 16 special teams tackles...Missed first two contests of season with hamstring injury...Led team with season-high six special teams tackles vs Jax (10/27)...Recorded two solo stops and a tackle-for-loss on defense at SF (10/20). **1995** — Signed with Bengals as an unrestricted free agent (5/7)...Played in all 16 games at nickel linebacker, but started final five contests due to team injuries...Led linebackers in interceptions (2) and tackles-for-losses (5); tied for lead in passes defended (6) and second among linebackers with four sacks...Intercepted a pass in season-opener at Ind (9/3)...Recorded three solo stops and an interception vs Mia (10/1)...Recorded six tackles and a sack vs Pit (11/19)...Tied for team lead with six tackles and a sack at Jax (11/26)...Season-high nine tackles at GB (12/3)...Recorded two sacks and a pass break-up vs Chi (12/10)...Recorded seven tackles, two for losses, at Cle (12/17). **1994** — Led Washington in tackles with 171...Grabbed four interceptions, returning two for touchdowns...Recorded 18 tackles vs Arz (10/16)...Returned interception 21 yards for a touchdown at Ind (10/23)...Returned interception 92 yards for a touchdown at TB (12/4)...Career-high 20 tackles in season finale at LA Rams (12/24). **1993** — Underwent surgery for herniated disc before season...Reported healthy to camp, but suffered stretched medial collateral ligament in right knee in final preseason game...Missed first three contests of regular season...Tied career-high with three sacks on season...Led team upon return with 12 tackles at Mia (10/4)...Season-high three sacks at Arz (10/17)...Recorded 10 tackles, a sack and an interception vs Ind (11/30). **1992** — Finished season with 116 tackles despite missing two games with a back injury and playing hurt for majority of the second half of the season...Season-high 15 tackles vs Dal (12/13). **1991** — Switched from left to right linebacker at start of camp...Led Super Bowl champion Redskins with 151 tackles...Grabbed two interceptions...Returned interception 15 yards for first career touchdown vs Atl (11/10)...Recorded 13 tackles vs Dal (11/24)...Led team with 13 tackles vs NYG (12/15). **1990** — Started every game as a rookie...Named to all-rookie teams by Pro Football Weekly and Football News...Tied Dexter Manley's team rookie record with six sacks...Finished fifth on team with 93 tack-



The Players

les...Recorded two sacks at Ind (12/22)...Recorded nine tackles and a half-sack in playoff win at Phi (1/4/91).

COLLEGIATE, PERSONAL: Named first-team all-American as a senior at Penn State...Finished year with 130 tackles, third-highest in Penn State history...Only third Nittany Lion to post back-to-back seasons of 100 tackles...Started college career as a safety...Three-sport athlete at Cinnaminson High (Riverside, NJ)...He is the 12th of 19 children (12 sisters, six brothers).

Collins' Pro Stats

	Int-Yds	Tkls-Solo	Force Fum	Fum Rec	Pass Def	Sack-Yds	G-GS
1990 Wash	0	93-54	0	0	0	6-38	16-16
1991 Wash	2-33	151-91	2	0	2	3-23	16-16
1992 Wash	1-59	116-61	0	1	4	2-10	14-14
1993 Wash	1-5	104-59	2	0	5	6-46	13-13
1994 Wash	4-150	171-106	2	1	5	1.5-11	16-16
1995 Cincinnati	2-3	62-50	0	0	6	4-30	16-5
1996 Cincinnati	0	12-6	0	0	1	0	14-0
1997 Cincinnati	0	30-25	0	1	0	3-10	16-0
1998 Bears	3-29	49-30	0	0	4	0	16-3
Career	13-279	788-482	6	3	27	25.5-168	137-83
Playoffs	0	36-33	0	0	0	1.5-5.5	7-7

Collins' Single Game Highs

Tackles: 20 at LA Rams (12/24/94)


Sacks: 3 at Arz (10/17/93)

BEAR BIRTHDAYS DURING THE SEASON

day	SEPTEMBER	age						
1	Jerry Azumah	22	8	Frankie Smith	31	27	Nick Ferguson	26
5	Tom Carter	27	14	Shawn Banks	27	28	Todd Perry	29
5	Rosevelt Colvin	22	14	Khari Samuel	23			
5	Moses Moreno	24	27	Steve Little	38			
7	Robert Chancey	27				<u>day</u>	<u>DECEMBER</u>	<u>age</u>
8	Derrick Spiller	22				4	D'Wayne Bates	24
9	John Allred	25				5	Joe Fleming	28
16	Derrell Mitchell	28				9	Jim Finn	23
22	Greg Huntington	29				20	Rex Tucker	23
29	Curtis Anderson	26				21	Ray Austin	25
						31	Dunstan Anderson	29
						<u>day</u>	<u>JANUARY</u>	<u>age</u>
2	Ricky Bell	25				4	Todd Sauerbrun	27
4	Ken Anderson	24				6	Mike Wells	29
6	Chris Hudson	28				7	Bobby Engram	27
						28	Barry Minter	30



The Players



CURTIS CONWAY

Wide Receiver


6-0 194

March 13, 1971

USC

Bear season: 7 NFL Season: 7

Acquired in 1st round of 1993 draft



PRO CAREER: Ranks fifth all-time in Bear history with 285 catches (second among receivers behind only Johnny Morris, 356) and fifth in yards receiving with 4,072...Broke collar bone in 1997 pre-season and re-injured area during season allowing him only seven starts... First Bear receiver to record back-to-back 1,000 yard receiving seasons (1995 and 1996)...Part of first receiving duo (Graham) to each gain 1,000 receiving yards in same season (1995)...First Bear since Matt Suhey (1980) to have a rush, reception, pass, kick return, and punt return in a single season (1994).

1998 SEASON: Finished second on Bears with 54 catches for 733 yards and three touchdowns...Season-high 91 yards on six catches in Season Opener vs Jax (9/6)...Injured left adductor in first quarter vs Min (9/27) and did not return...Inactive following week vs Det (10/4)...Left game in second quarter vs Dal (10/18) with mild concussion, but returned in fourth to catch two balls for 29 yards...Caught three passes for 27 yards and first TD vs StL (11/8)...Career-long 29 yard run at Det (11/15); 2-25 receiving...Caught three balls for 37 yards and a TD vs TB (11/29)...Led team with 83 yards receiving and a touchdown on five catches vs Balt (12/20). **Games played-started:** 15-15

PREVIOUS SEASONS: 1997 — Finished third on team with 476 receiving yards (30 catches) despite starting only seven games...Eclipsed 100-yard mark in three of seven games played, all wins for Chicago...Broke collar bone in pre-season contest vs Ariz (8/17)...Inactive for first six weeks of regular season with injury...Returned to starting line-up vs GB (10/12) and caught five balls for 77 yards and rushed once for six yards...Led team with 100 yards on six catches at Mia (10/27)...Caught three passes for 57 yards before being ejected for bumping official in 2nd quarter vs Wash (11/2)...Re-injured collar bone in practice and missed Weeks 10-12...Returned to starting line-up at Det (11/27) but used solely as a decoy...Led team with seven catches for 115 yards vs Buf (12/7)...Broke 100-yard barrier for second straight week at StL (12/14) with seven catches for 109 yards and a touchdown. **1996** — Finished season with career highs in receptions (81) and receiving yards (1,049) to become first Bear in team history to record consecutive 1,000 yard receiving seasons...Reached 100 yards receiving in four games...Rushed a career-high eight times for 50 yards...Completed 33-yard pass to R.Harris for a touchdown in addition to his four receptions (33 yards) in Season Opener vs Dal (9/2) on *Monday Night Football*...Led Bears with eight catches for 126 yards, including a season-long 58-yard touchdown, at Det (9/22)...Led team with career-high nine catches for 101 yards vs GB (10/6)...Recorded second straight 100-yard performance with 111 yards (seven catches) with two touchdowns at NO (10/13)...Led team with five catches for 59 yards and a touchdown at Den (11/10)...Caught TD passes in consecutive games vs StL (12/8) and vs SD (12/14)...Eclipsed 1,000 yard receiving barrier in season finale with nine catches for 120 yards at TB (12/22). **1995** — His 16.7-yard avg. was tops among 42 NFLers with 60-plus receptions...Along with Graham became first Bears receiving duo to each gain 1,000 receiving yards in the same season...Tied club mark with a TD reception in seven straight games (9/24-11/12)...His 12 TD catches were one shy of the club record...Led team with 5-for-110 and two TDs, including 73-yarder, in Season Opener vs Min (9/3)...Team-high 77 yards and 41-yard TD vs. Car (10/8)...Three TDs on four catches at Jax (10/15) were most receiving scores in a game by a Bear since Gault (9/18/83)...Had season-long 76-yard TD vs. Hou (10/22)...Lone catch on MNF at Min (10/30) was 48-yard TD...Season-high 126 yards and two TDs at GB (11/12)...Held without a catch vs. Det (11/19)...Rebounded to lead team with 89 yards at NYG (11/26) and also threw an incomplection in only attempt of season...Career-high eight receptions for 88 yards and career-long 20-yard rush vs. TB (12/17). **1994** — Second on team with 546 yards on 39 receptions...Career-highs at Phil (9/12) with seven receptions for 148 yards and two TDs including an 85-yarder to go with five KOR for 103



The Players

yards...Tied Bears record with five fair catches on punts at TB (11/6)...Suffered thigh injury at Mia (11/13) but still caught three passes for 59 yards, rushed twice for nine yards, returned a punt four yards, and completed a 23-yard TD pass to tight end Keith Jennings on a fake field goal attempt...Inactive next two weeks before returning to action at GB (12/11) and making one 12-yard catch...Returned to starting line-up following week vs. Rams (12/18) catching three passes for 40 yards...Four-for-56 in finale vs. NE (12/24)...Four-for-56 yards at Min (1/1/95)...Three-for-25 at SF (1/7/95). **1993** — Third with 231 receiving yards on 19 catches...Two TDs were second best...Eight-yard rush and six-yard reception in first pro game vs. NYG (9/5)...Three-receptions for 42 yards and 32-yard TD at Phil (10/10)...Started for injured Davis vs. Min (10/25) and returned three kicks for 98 yards (55-yarder), two catches for 17 yards, and an 18-yard reverse ...Injured shoulder at GB (10/31) and missed following game...Season-high four KOR and two receptions for 50 yards, including 38-yard game-winning TD, at SD (11/14)...Started vs. Det (12/26) for injured Waddle and caught season-high four passes...Drafted in first round (7th overall).

COLLEGIATE, PERSONAL: Set school records for most kickoff returns (73), yards (1,723), and longest punt return (96 yards)...Third in USC history with 67 punt returns and 679 punt return yards...Two-year track letterman with 10.28 best in 100-meter...Second-team all-American selection UPI and AP after junior season...Unanimous all-PAC 10 first-team choice as both receiver and returner...Trojans' Offensive Player of Year and MVP...Eighth nationally with 161.5 average all-purpose yards...Led club with 49 catches for 764 yards, five TDs...Returned 31 punts for 11.2 avg; 27 kickoffs for 25.0 yard avg...First USC player in 39 years to score on punt and kickoff return in same season...Member of mile relay team which finished second in NCAA at 3:00.58...Saw action in sophomore season as flanker (21 for 240, 1 TD), quarterback, and returner (24 PR for 7.2 avg and 20 kickoffs for 24.7)...Averaged 21.3 yards on KORs, 13.4 on PRs as freshman...Threw nine-yard TD to Todd Marinovich vs. Stanford...Signed with USC in '89 but ruled academically ineligible and attended El Camino College to improve scores...All-American by *Parade* and *Super Prep* magazine at Hawthorne (CA) High...Scored 62 of team's 82 TDs in final two seasons as option QB (39 of 42 as junior)...Threw for 1,257 yards and 11 TDs on 77 of 156 accuracy; ran for 758 yards and 10 TDs on 80 carries (9.5 avg); and scored on punt and interception return...In one game scored a TD as QB, WR, RB, and DB...Public Administration major...Nickname: C-Way...Married (Leoria)...Twin sons (Cameron and Kelton).

Conway's Pro Stats

	Rec	Yds	Avg	Lg	TD	Rush	Yds	Avg	Lg	TD	G-GS
1993	19	231	12.2	38	2	5	44	8.8	18	0	16-6
1994	39	546	14.0	85	2	6	31	5.2	12	0	13-12
1995	62	1,037	16.7	76	12	5	77	15.4	20	0	16-16
1996	81	1,049	13.0	58	7	8	50	6.3	19	0	16-16
1997	30	476	15.9	55	1	3	17	5.7	10	0	7-7
1998	54	733	13.6	47	3	5	48	9.6	29	0	15-15
Career	285	4,072	14.3	85	27	32	267	8.3	29	0	83-72

	KOR	Yds	Avg	LG	TD	PR	Yds	Avg	LG	TD
1993	21	450	21.4	55	0	0	0	0.0	0	0
1994	10	228	22.8	34	0	8	63	7.9	24	0
1995	0	0	0	0	0	0	0	0	0	0
1996	0	0	0	0	0	0	0	0	0	0
1997	0	0	0	0	0	0	0	0	0	0
1998	0	0	0	0	0	0	0	0	0	0
Career	31	678	21.8	55	0	8	63	7.9	24	0

Also: 1 two-point conversion reception; 1 pass for 23 yards and a TD in 1994, one incom-
pletion in 1995 and 1998 (3-1-23, 1 TD); 1 pass for 33 yards and a TD in 1996.


	Rec	Yds	Avg	Lg	TD	G-GS
Playoffs	7	81	11.6	23	0	2-2

Conway's Single Game Highs

Rushes: 2 at GB (12/1/96)	Receptions: 9 Last: at TB (12/22/96)
Rush yards: 29 at Det (11/15/98)	Rec. yards: 148 at Phil (9/12/94)
Long rush: 29 at Det (11/15/98)	Long rec: 85 at Phil (9/12/94)
Most KORs: 5 at Phil (9/12/94)	Receiving TDs: 3 at Jax (10/15/95)
Long KOR: 55 vs. Min (10/25/93)	KOR yards: 103 at Phil (9/12/94)



The Players



TERRY COUSIN

Cornerback

5-9 182

April 11, 1975

South Carolina

Bear season: 3 NFL Season: 3

Acquired as undrafted free agent in 1997



PRO CAREER: Began 1998 as team's nickel back and moved into starting role due to injury...Moved from practice squad to active roster as a rookie.

1998 SEASON: Started career-high 12 games for Bears...Finished second on team with 18 passes defended...Finished eighth on team with 73 tackles...Added a forced fumble, two recoveries and an interception...Started season as nickel back and moved to starting role after injury to Tom Carter...Recorded six tackles vs Min (9/27)...Recorded four tackles and a pass break-up in first start at left corner vs Det (10/4)...Career-high nine tackles, two pass break-ups, a forced fumble and a fumble recovery at Ariz (10/11)...Recorded three solo stops, two passes defended and a fumble recovery at Atl (11/22)...Grabbed first career interception along with seven tackles and two pass break-ups at GB (12/13)...Broke-up three passes, one tipped for an interception, and recorded three tackles vs Balt (12/20)...Recorded eight solo stops and a pass break-up vs GB (12/27).
Games played-started: 16-12

PREVIOUS SEASONS: 1997 — Played in six games, including the final five of season, recording three tackles and a pass defense...Contributed four tackles on special teams...Spent nine weeks on Bears' practice squad (8/26 —10/24, 10/29—11/14)...Saw first NFL action at Mia (10/27) after being activated (10/25)...Recorded two tackles in final three quarters vs NYJ (11/16) filling in for injured Tom Carter at corner...Dressed but did not play vs TB (11/23)...Recorded a pass break-up at StL (12/14)...Contributed one tackle on defense and special teams at TB (12/21)...Originally signed as an undrafted free agent.

COLLEGIATE, PERSONAL: Four-year letterman in football at South Carolina...Ran sprints for Gamecock track team...Recorded 203 career tackles and five interceptions...Gamecocks' Most Outstanding Defensive Back and Most Improved Defensive Player as a senior...Led team with 10 pass break-ups...Top kick return man with 258 yards on 14 returns...Led team and finished fourth in SEC in kickoff returns with 617 yards (26 attempts) as a junior...Started eight of 12 games as sophomore...Recorded 75 tackles with a blocked punt and field goal attempt...Named team's Outstanding Freshman in 1993...Played in nine of 11 games as a defensive back and special teamer...All-county at running back as a senior at Miami Beach Senior High...Majored in retailing.

Cousin's Pro Stats

	Int-Yds	Tkls-Solo	FF	FR	PD	Sack-Yds	G-GS
1997	0	3-2	0	0	1	0	6-0
1998	1-0	73-55	1	2	18	0	16-12
Career	1-0	76-57	1	2	19	0	22-12

Cousin's Single Game Highs

Tackles: 9 at Ariz (10/11/98)
Solo: 8 Last: vs GB (12/27/98)

Interceptions: 1 at GB (12/13/98)
Passes Defended: 3 vs Balt (12/20/98)



The Players



JAMAL DUFF

Defensive End

6-7 285

March 11, 1972

San Diego State

Bear season: 1 NFL Season: 5

Acquired as unrestricted free agent in 1999



PRO CAREER: Signed by Chicago (3/11/99) as an unrestricted free agent from Washington...Started seven games for Washington over the past two seasons and two for New York Giants in 1995...Spent 1996 on injured reserve with a mid-foot ligament tear.

1998 SEASON: Set a career-high with 38 tackles for Washington...Finished with three sacks, four pass break-ups and one forced fumble...Played in 13 games with three starts...Did not play in Weeks 2, 4 and 11...Recorded two tackles, one for a loss, at Phil (10/11)...Played defensive tackle and responded with 10 tackles, seven solo, two sacks, one forced fumble and a pass break-up vs SD (12/6)...Recorded one sack and two tackles starting at defensive end at Car (12/13)...Career-high 11 tackles and a sack in start vs TB (12/19). **Games played-started:** 13-3

PREVIOUS SEASONS: 1997— Finished season with 24 tackles and two sacks...Played in 13 games for Redskins with four starts...Recorded four tackles at Ten (10/19)...Recorded one sack, forced a fumble and added one tackle vs NYG (11/23)...Recorded two tackles and a sack at Ariz (12/7)...Joined Redskins off of waivers (8/20/97). **1996** — Suffered a left mid-foot ligament tear during Giants training camp...Underwent surgery and placed on IR (8/25). **1995** — Finished season with four sacks and 15 tackles for Giants...Played in 15 games with two starts...Recorded four tackles and a sack at Wash (10/29)...Career-high two sacks at Phi (11/19)...Started first career game at Dal (12/17)...Originally drafted in the sixth round (204th overall) by the New York Giants.

COLLEGIATE, PERSONAL: Recorded 15.5 sacks as a three-year starter at San Diego State... Recorded 35 tackles and 7.5 sacks as a senior...Moved into starting line-up as a junior and was named Aztecs Outstanding Defensive Lineman...Also named second-team all-WAC... Switched from linebacker to defensive end during sophomore season...Earned Super Prep all-Far West and all-Century League honors as a senior at Foothill High in Tustin, CA...Lettered three years in basketball...Brother, John, was a standout tight end at New Mexico (1987-88) and went on to play for Dallas Cowboys and LA Rams.

Duff's Pro Stats

	Int-Yds	Tkls-Solo	Force Fum	Fum Rec	Pass Def	Sack-Yds	G-GS
1995 NY Giants	0	15-10	0	0	4	4	15-2
1996 NY Giants			Injured Reserve				
1997 Washington	0	14-14	1	0	1	2	13-4
1998 Washington	0	38-26	1	0	4	3	13-3
Career	0	67-50	2	0	9	9	41-9


Duff's Single Game Highs

Tackles: 11 vs TB (11/19/98)
Solo: 7 vs SD (12/6/98)

Sacks: 2 at Phil (11/19/95)



The Players



BOBBY ENGRAM

Wide Receiver

5-10 192

January 7, 1973

Penn State

Bear season: 4 NFL Season: 4

Acquired in 2nd round of 1996 draft



PRO CAREER: Shattered career-highs as the Bears leading receiver in 1998 with 64 catches and 987 yards...Moved into starting role in second year with Chicago...Best rookie season for a Bear wide receiver in catches (33), yards (389) and touchdowns (6) since Willie Gault (1983)...Only Bear to return punts in 1996.

1998 SEASON: Led Bears with career-highs in catches (64) and yards (987)...Led team with five touchdowns...Only Bear to catch a pass in every game...Eclipsed 100 yards receiving in three games...Led Bears with 74 yards receiving, including a 54-yard touchdown catch, on four receptions at Pit (9/13)...Led Chicago with 123 yards receiving and two touchdowns (six catches) vs Min (9/27)...Career-high 142 yards receiving (five catches), including a career-long 79 yard touchdown catch at Ariz (10/11)...Led Bears with four catches for 74 yards at Det (11/15)...Career-high nine catches for 140 yards and a touchdown at Min (12/6). **Games played-started:** 16-16

PREVIOUS SEASONS: **1997** — Bears' leading receiver for first ten weeks of season before suffering an ankle injury costing him five weeks...Finished fourth in receptions with 45 for 399 yards, both career-highs...Led team in catches in five of first seven games...Caught six passes for 63 yards and a touchdown vs Min (9/7)...Led team with six catches for 59 yards vs NO (10/5)...Set career-highs with eight catches for 63 yards and a touchdown in overtime win at Mia (10/27)...Injured right ankle in second quarter at Min (11/9)...Missed Weeks 11-15...Returned to starting line-up at TB (12/21) and caught two passes for 12 yards. **1996** — Finished second in touchdowns with six behind Conway (7)...Caught 33 passes (fourth) for 389 yards (third) as Bears third wide receiver...Returned 31 punts averaging 9.1 yards per attempt...19 fair catches third most in team history for a season...Led team with 23.2 yard average on 25 kickoff returns (580 yards)...Started two games (at Det 9/22; at TB 12/22)...Caught first NFL pass for seven yards vs Dal (9/2) in Season Opener...Two catches for 11 yards and first NFL touchdown vs Min (9/15). Fair caught six punts for Bears single-game record...Three catches for 39 yards in first career start at Det (9/22). Recorded season-highs with five punt returns for 52 yards...Caught career high five passes for 57 yards at KC (11/17)...One catch for five yards and a touchdown vs Det (11/24)...Four catches for 46 yards and two touchdowns, the first rookie receiver with two TDs in a game since Gault (1983), at GB (12/1)...Career-high 61 yards and a touchdown on five catches vs SD (12/14)...Caught two balls for 23 yards and a touchdown in season finale at TB (12/22)...Originally drafted in second round (52nd overall).

COLLEGIATE, PERSONAL: Holds school records with 167 career receptions for 3,026 yards and 31 touchdowns, topping marks of O.J. McDuffie (125 catches) and Kenny Jackson (2,006 and 25 TD)...786 career punt return yards ranks second in school annals to McDuffie's 1,059...Gained 4,043 all-purpose yards, joining Blair Thomas (4,512) and Curt Warner (4,982) as only Nittany Lions to gain 4,000+ yards...Second-team all-America by UPI and *Football News*; third team by AP senior season...All-Big Ten first team selection...Finalist for Fred Biletnikoff Award, given to the top receiver in the nation...Ranked 10th in nation, averaging 98.5 yards per game...Gained 1,084 yards, breaking his own single season yardage record...His 63 receptions tied McDuffie's record set in 1992...Averaged 9.8 yards on 19 punt returns and 18.8 yards on five carries from scrimmage...*Football News* second-team all-American after junior year...First-team all-Big Ten choice...Led team with 52 receptions for 1,029 yards (19.8 avg.) and seven TDs...Averaged 10.5 yards on 14 punt returns...AP third-team all-American as a sophomore...Consensus all-Big Ten first team...Led team in receiving, punt returns and all-purpose yards...Third in Big Ten with 79.4 yards avg...Second in conference and ninth in nation with 12.2 average on 33 punt returns...Caught 48



The Players

passes for 18.2 avg and 13 TDs (school single season record)...Set school mark with five 100-yard receiving games...Big Ten Offensive Player of Week vs. Min in season opener with eight catches for 165 yards and four touchdowns...Four TD catches in one game was PSU single game record...Did not play in 1992, sat out school in fall semester... One of two true freshmen to earn a letter while playing in every game...Three-time all-state selection at Camden (SC) High ...Exercise and Sport Science major, enrolled in College of Health and Human Development...Given name Simon Engram, III...Married (Deanna)...Daughter (Bobbi).

Engram's Pro Stats

	Rec	Yds	Avg	Lg	TD	PR	Yds	Avg	Lg	TD	G-GS
1996	33	389	11.8	24	6	31	282	9.1	34	0	16-2
1997	45	399	8.9	23	2	1	4	4.0	4	0	11-11
1998	64	987	15.4	79t	5	0	0	0	0	0	16-16
Career	142	1,775	12.5	79t	13	32	286	8.9	34	0	43-29

	KOR	Yds	Avg	Lg	TD
1996	25	580	23.2	45	0
1997	2	27	13.5	20	0
Career	27	607	22.5	45	0

Also: One rush for three yards in 1998.

Engram's Single Game Highs

Receptions: 9 at Min (12/6/98)

Long rec: 79t at Ariz (10/11/98)

Most punt returns: 5 at Det (9/22/96)

Long punt return: 34 vs SD (12/14/96)

Rec. yards: 142 at Ariz (10/11/98)

Receiving TDs: 2 Last: vs Min (9/27/98)

Punt return yards: 52 at Det (9/22/96)

FUTURE SUPER BOWLS

<i>Super Bowl XXXIV</i>	<i>January 30, 2000</i>	<i>Georgia Dome</i>	<i>Atlanta, GA</i>
<i>Super Bowl XXXV</i>	<i>January 28, 2001</i>	<i>Raymond James Stadium</i>	<i>Tampa, FL</i>
<i>Super Bowl XXXVI</i>	<i>January 27, 2002</i>	<i>Superdome</i>	<i>New Orleans, LA</i>
<i>Super Bowl XXXVII</i>	<i>January 26, 2003</i>	<i>Qualcomm Stadium</i>	<i>San Diego, CA</i>

- Super Bowl XXVIII was played at Atlanta's Georgia Dome on January 30, 1994. Dallas beat Buffalo 30-13; it was the Cowboys' second consecutive title, and the Bills' fourth straight Super Bowl defeat.


- Tampa has twice hosted a Super Bowl: The Los Angeles Raiders beat Washington 38-9 in Super Bowl XVIII on January 22, 1984, (the AFC's last triumph before Denver's twin victories in the past two seasons). On January 27, 1991, with the U.S. mired in the Gulf War, the New York Giants edged Buffalo in the Bills' first Super Bowl, 20-19. Both games were played at Tampa Stadium (later Houlihan's Stadium), the Buccaneers' former home.

- New Orleans has hosted eight Super Bowls, currently tied with Miami for the most ever (last season's title game was in Miami, earning the tie). The Superdome has hosted five of the Bayou's Super Bowls, including the Bears' victory in Super Bowl XX on January 26, 1986, (the others: XXXI, XXIV, XV, and XII). Tulane Stadium was home to Super Bowls IX, VI, and IV.

- The San Diego area has hosted two previous Super Sundays, a decade apart: Super Bowl's XXXII and XXII. John Elway led the Broncos to their first Lombardi trophy with a 31-24 win over Green Bay on January 25, 1998 in Qualcomm Stadium; and Doug Williams sparked the Redskins to a record 35 second quarter points in routing Elway's Broncos 42-10 at what was then called Jack Murphy Stadium, on January 31, 1988.



The Players



CURTIS ENIS

Running Back

6-0 240

June 15, 1976

Penn State

Bear season: 2 NFL Season: 2

Acquired in 1st round of 1998 draft



PRO CAREER: Led Bears in rushing before tearing left ACL in ninth game of rookie season...Highest Bears draft choice since Jim McMahon (also 5th overall) in 1982; highest RB since Walter Payton (4th in '75).

1998 SEASON: Finished second on team in rushing despite starting only one game and missing final seven contests with injury...Rushed for 497 yards on 133 carries...Ranked 11th overall in NFC and 24th in NFL rushing when placed on injured reserve...Led Bears with 77 yards rushing in NFL debut vs Jax (9/6)...Career-high 94 yards on 22 carries at Pit (9/13)...Rushed eight times for 18 yards before leaving game vs Det (10/4) with back spasms...Led Bears with 76 yards on 18 carries in first NFL start vs StL (11/8)...Tore left ACL in third quarter, but finished game...Placed on IR (11/11)...Originally drafted in the first round (fifth overall) by Chicago. **Games played-started:** 9-1

COLLEGIATE, PERSONAL: Earned all-Big Ten honors in sophomore and junior seasons; also consensus all-American as a junior...Entered draft after junior season...Ranks third in PSU annals with 3,256 yards, topped only by Blair Thomas (3,301) and Curt Warner (3,398)...36 rushing touchdowns are two shy of school record of 38 by Lydell Mitchell...Finalist for the Doak Walker Award, given to the nation's top running back, after junior season...All-Big Ten first-team and offensive player of the year as he earned conference player of the week honors in three of the final six games of the year...Ranked 11th in nation with 228 carries for 1,363 yards (6.0 avg) and 19 TD's...Also caught 25 passes for 215 yards...11.1 points per game ranked 11th in country...Rushed for 100+ yards in final eight games, breaking the old school record of seven consecutive 100-yard games by Blair Thomas in 1989...Did not play in team's bowl game vs. Florida (violation of team rules)...First-team All Big Ten conference choice as a sophomore...ABC/Chevrolet player of game three times; ESPN player of game once...Led team with 224 carries for 1,210 yards (5.4 avg) and 13 TD's...Second on team with 25 catches for 291 yards (9.1 avg); also second in scoring with 84 points...Had six games of 100+ yards...Started season with career-high 241 yards on 27 carries and 3 TD's vs. USC...His 241 yards were most ever by PSU sophomore and fourth in school's history for single-game performance... Big Ten Conference Freshman of the Year in 1995...Began season as outside linebacker before injuries to running back corps forced switch to offense...Led team with 683 yards on 113 carries (6.0 avg.) despite starting no games...Also returned 14 kickoffs for 19.2 avg...Parade all-American selection and Ohio Player of Year at Mississinawa Valley (HS) in Union City...Three-time all-state choice at linebacker...Ohio Mr. Football as senior when he ran for 2,764 yards (10.7 avg)...MVP of Ohio-Pennsylvania all-star game...Averaged 30 points/game in basketball...Commercial Tourism and Recreation and Park Management major...Married (Tiffanie)...Son (Samson).

Enis' Pro Stats

	Rush	Yds	Avg	Lg	TD	Rec	Yds	Avg	Lg	TD	G-GS
1998	133	497	3.7	29	0	6	20	3.3	7	0	9-1
Career	133	497	3.7	29	0	6	20	3.3	7	0	9-1


Enis' Single Game Highs

Rushes: 22 at Pit (9/13/98)
Rush Yards: 94 at Pit (9/13/98)
Long Rush: 29 vs Jax (9/6/98)

Receptions: 2 Last: vs StL (11/8/98)
Rec. Yards: 10 vs StL (11/8/98)
Long Rec: 7 vs Jax (9/6/98)



The Players



JIM FLANIGAN

Defensive Tackle

6-2 288

August 27, 1971

Notre Dame

Bear season: 5 NFL Season: 5

Acquired in 3rd round of 1994 draft



PRO CAREER: Led team in sacks (8.5) in 1998 for third time in career...Led defensive line with 81 tackles and tied for team lead in sacks (6) in 1997...Tied for lead among defensive line with 78 tackles in 1996...Team sack leader in 1995 with 11...Has four touchdown receptions in three years.

1998 SEASON: Led Bears with 8.5 sacks and finished second on defensive line with a career-high 86 tackles...Forced one fumble and recovered another...Recorded four tackles and a half-sack at Pit (9/13)...Led d-line with eight tackles and a fumble recovery at TB (9/20)...Led defensive line with six tackles and a sack vs Min (9/27)...Earned NFC Defensive Player of the Week honors after recording nine tackles and a career-high three sacks vs Det (10/4)...Recorded six tackles, one sack and a tackle for a loss vs Dal (10/18)...Recorded four tackles and a sack at Det (11/15)...Sacked Chris Chandler forcing a fumble returned for a TD (Shawn Lee) as one of five tackles at Atl (11/22)...Led team with season-high 10 tackles, including a sack, at GB (12/13). **Games played-started:** 16-16

PREVIOUS SEASONS: 1997 — Led defensive line with career-high 81 tackles and six sacks...Set career-highs with two forced fumbles and three fumble recoveries...Started all 16 games for first time in career...Sat first two pre-season contests recovering from off-season surgery on Achilles tendon...Caught two-point conversion pass from Todd Sauerbrun on botched PAT attempt in season opener at GB (9/1)...Led defensive line with seven tackles and a sack vs Min (9/7)...Tops on d-line with six tackles including one sack and a tackle for a loss at NE (9/21)...Recorded five tackles with a sack at Dal (9/28)...Forced one fumble and recovered another along with seven tackles vs NO (10/5)...Tied for team lead with 10 tackles, including two for losses vs GB (10/12)...Recorded 10 tackles, including one sack and a forced fumble vs NYJ (11/16)...Recorded five tackles and a sack vs Buf (12/7)...Recorded eight tackles, three for losses, and a sack at StL (12/14); recovered fumble leading to go-ahead field goal. **1996** — Led team with seven tackles for losses...His 78 stops tied him with Spellman for team high among defensive linemen... Finished second (Spellman, 8) on team with five sacks despite missing two games with pulled calf (GB, at NO)...Opened season with three tackles and a 13-yard sack vs Dal (9/2) on Monday Night Football...Tied career high with eight stops vs Min (9/15)...Recorded five tackles and caught a one-yard touchdown pass at Det (9/22)...Returned to lineup at Min (10/28) with six tackles and an eight-yard sack...Recorded seven tackles, two for losses vs Det (11/24)...Injured Achilles tendon in season finale at TB (12/22). **Surgery 12/26.** **1995** — Led Bears with 11 sacks, most by a Bear defensive tackle since Steve McMichael's 11.5 in 1988...His 77 tackles were second among defensive linemen to Zorich's 79 stops...Recorded two sacks and five stops in Season Opener vs. Min (9/3)...Caught two-yard TD pass vs. GB (9/11) on Monday Night Football...Seven tackles and nine-yard sack at StL (9/24)...Earned first start in following game vs. Car (10/8) and responded with seven tackles, four solos...Career-high eight stops and 14-yard sack at Jax (10/15)...Caught 4-yard TD on MNF at Min (10/30)...Eight stops and six-yard sack vs. Pit (11/5)...One rush for no gain at GB (11/12)...Ten-yard sack and six tackles at Det (12/4). **1994** — Used in defensive line rotation...Caught 2-yard TD pass from Kramer in playoff game at SF (1/7/95)...Played on special teams, sparingly on defense, and in offensive backfield as blocking back at Min (1/1/95)...Three solo tackles in both Week 2 and 3...Had 14-yard kickoff return at Phil (9/12), 12-yard return vs. Buf (10/2), and fair catch vs. GB (10/31)...First used in offensive backfield vs. Buf (10/2) as blocking fullback...Injured hand at Mia (11/13) and missed next two games...Played in final four games on D-line and as blocking back...Drafted in third round (74th overall).

COLLEGIATE, PERSONAL: Started final two seasons on defensive line after beginning his career at linebacker...Also performed on Irish track squad putting shot 55'3/4"...Honorable mention all-



The Players

American after starting first five games at right end and finishing senior season at right defensive tackle...Made 51 tackles, four tackles-for-loss and four sacks...Had 8 tackles, three for-loss, against Florida State and six tackles, three for-loss, in Cotton Bowl win over Texas A&M...Started 10 games as junior at right DT and one at nose guard...51 tackles included 3.5 sacks and 2.5 for-loss...Season-high eight tackles vs. Penn State and Mich...Played in every game as sophomore; three starts at ILB...Had 36 tackles including season-high eight stops vs. Air Force...Four tackles in fourth quarter of win over USC...Totaled six tackles in nine games as a reserve ILB during freshman campaign...*Parade* and *USA Today* all-American and Wisconsin Player of Year at Southern Door High in Brussels, WI...Played LB, FB, and K...Rushed for 2,075 yards and 30 TDs as senior (4,464 yards in career)...Scored 468 points on 59 TDs, 75 conversions, and 13 field goals as prep...Recorded 518 tackles, 23 forced fumbles, 14 sacks, and five interceptions...Management major...Established James Flanigan Foundation in an effort to promote literacy...Foundation programs include the Great American Book Drive, Mission 99, Flanigan Foundation Book Review Club and the James and Susan Flanigan Scholarship...Maintains his own web site at www.jimflanigan.com...Co-founded newspaper *TIMEOUT!*, featuring junior and high school athletics and academics, with former Bear Frank Kmet...Father, Jim, played linebacker for Green Bay Packers (1967-70)...Single.

Flanigan's Pro Stats

	Int-Yds	Tkls-Solo	Force Fum	Fum Rec	Pass Def	Sack-Yds	G-GS
1994	0	14-9	0	0	0	0	14-0
1995	0	77-46	0	0	0	11-75	16-12
1996	0	78-43	0	0	1	5-38	14-14
1997	0	81-45	2	3	0	6-51	16-16
1998	0	86-34	1	1	0	8.5-54	16-16
Career	0	336-172	3	4	1	30.5-218	76-58

Receiving: Caught 2-point conversion in 1997; 1-1, 1 TD in 1996; 2-6, 2 TDs in 1995;

Rushing: 1-0 in 1995; KOR: 2-26 yards in 1994.

Playoffs **0** **0** **0** **0** **0** **0** **2-0**

Also: 1 TD catch (2 yards) in 1995.

Flanigan's Single Game Highs

Tackles: 10 Last: at GB (12/13/98)

Sacks: 3 vs Det (10/4/98)

Solos: 7 vs GB (10/12/97)

FORMULA for QB RATING

"Quarterback Rating" is the most complicated of the NFL's official statistics. The formula uses five factors: attempts, completions, gross yardage, touchdowns, and interceptions. It was designed so that a score of 100 would mean "great," with 90 as "very good," 80 as "good" — similar to an A-B-C grading scale. It is possible to score over 100, a feat that four QBs accomplished in 1998: Randall Cunningham (106.0), Vinnie Testaverde (101.6), Steve Young (101.1), and Chris Chandler (100.9). Only Young eclipsed the century mark in '97 (104.7).

Here's the formula which works when entered into Microsoft Excel. Be careful, there are 196 characters which must be typed perfectly, without any spaces, in order for everything to calculate correctly:

$$= \text{ROUND}(\text{((((MAX(MIN(2.375, ((B1 * 100) / A1) - 30) * (0.05)), 0)) + (MAX(\text{MIN}(2.375, ((D1 * 100) / A1) * (0.2)), 0)) + (MAX(\text{MIN}(2.375, ((E1 * 100) / A1) - 9.5) * (-0.25)), 0)) + (MAX(\text{MIN}(2.375, ((C1 / A1) - 3) * (0.25)), 0))) * 100) / 6, 1))$$

A1 = ATTEMPTS; B1 = COMPLETIONS; C1 = GROSS YARDS; D1 = TOUCHDOWNS; E1 = INTERCEPTIONS



The Players

PAUL GRASMANIS

Defensive Tackle

6-2 298

August 2, 1974

Notre Dame

Bear season: 4 NFL Season: 4

Acquired in 4th round of 1996 draft



PRO CAREER: Contributed as third defensive tackle in 1997-98...Started four games in two years.

1998 SEASON: Played in 15 games as third tackle...Finished season with 20 tackles and a sack...Recorded three solo stops at Pit (9/13)...Recorded four tackles, two solo, at TB (9/20)...Inactive at Ariz (10/11) with an injured foot...First career full sack at Ten (10/25)...Recorded two tackles, one for a loss, at Det (11/15)...Season-high two tackles for losses vs TB (11/29). **Games played-started:** 15-0

PREVIOUS SEASONS: 1997 — Played in all 16 games as the third defensive tackle...Finished with 23 tackles, a fumble recovery and a half sack...Recorded two tackles, one for a loss, vs Det (9/14)...Started only game of season vs NO (10/5) and collected first career fumble recovery...Season-high three tackles and first career half-sack at StL (12/14). **1996** — Played 14 games in defensive tackle rotation...Finished with 22 tackles, seven solo...Dressed for first two games but did not play...Recorded one tackle in first NFL game vs Min (9/15)...Started two consecutive games for injured Flanigan (calf). Seven tackles, three solo, in first career start vs GB (10/6); five tackles, two solo, in second start at NO (10/13)...Recorded two solo stops at GB (12/1)...Started at nose tackle in five-man front vs SD (12/14) recording one tackle...Two tackles in season finale at TB (12/22)...Originally drafted in fourth round (116th overall).

COLLEGIATE, PERSONAL: Two-year starter at nose guard for Irish...Registered seven sacks in career and 11 tackles for loss...AP First-Team all-Independent selection as a senior...Started every game at nose guard and finished fifth on team with 70 tackles, 4.5 sacks and seven stops for losses...Also recovered two fumbles and deflected a pass...Started 11 of 12 games over junior campaign...Played defensive end early in season before moving to right end...Played in eight games on special teams and saw action in seven games at defensive tackle sophomore season...Missed three games with ankle injury; sat out Cotton Bowl with wrist injury...Appeared in eight games, recording five tackles freshman year...Missed Cotton Bowl with knee injury suffered in practice...Rated second best prospect in state at Jenison (MI) High School...Highly regarded offensive guard; also had 25 sacks as prep...Also lettered in basketball, wrestling and track...Marketing major...Single.

Grasmanis' Pro Stats

	Int-Yds	Tkls-Solo	Force	Fum	Fum Rec	Pass Def	Sack-Yds	G-GS
1996	0	22-7	0	0	0	0	0	14-3
1997	0	23-14	0	1	0	0	.5-1.5	16-1
1998	0	20-12	0	0	0	0	1-6	15-0
Career	0	65-33	0	1	0	0	1.5-7.5	45-4

Grasmanis' Single Game Highs

Tackles: 7 vs GB (10/6/96)
Sacks: 1 at Ten (10/25/98)

Solos: 3 Last: at Pit (9/13/98)



The Players



LEMANSKI HALL

Linebacker

6-0 235

November 24, 1970

Alabama

Bear season: 2 NFL Season: 5

Acquired via trade with Tennessee in 1998



Pro Career: Finished second on special teams with 19 tackles in 1998...Arrived in Chicago from Tennessee via trade (undisclosed 2000 draft pick)...Top special teams player.

1998 Season: One of team leaders on special teams recording 19 tackles, three inside the 20...Played in 15 games...Finished season with career-high nine defensive stops and a fumble recovery...Inactive for Season Opener vs Jax (9/6)...Recorded one special teams tackle in first game as a Bear at Pit (9/13)...Season-high five special teams tackles vs Det (10/4)...Recorded two special teams stops in Weeks 6-8...Recorded first defensive tackle of season at Atl (11/22)...Recorded four special teams tackles at Min (12/6)...Left game in second quarter with concussion vs Balt (12/20)...Played linebacker for injured Rico McDonald and recorded career-high eight defensive tackles and a fumble recovery vs GB (12/27). **Games played-started:** 15-0

Previous Seasons: **1997** — Appeared in all 16 games, earning his first career starts in the final two contests of the season for Tennessee...Established a career-high with eight tackles and a pair of quarterback sacks...Replaced injured Lonnie Marts at right outside linebacker at Balt (12/14), recording one tackle...Recorded four tackles in the season finale vs Pit (12/21)...Recorded first career sack at Mia (9/7) dropping Dan Marino for a 7-yard loss...Sacked Jacksonville's Mark Brunell for a 3-yard loss (11/2)...First career passes defended at Arizona (10/26). **1996** — Limited to three games due to a groin injury suffered during training camp. **1995** — Saw action in 12 games, primarily on special teams...Played in first NFL game at Jax (9/3)...Recorded first career tackle (an assist on punt coverage) vs Pit (9/10)...Played in run nickel package vs Cle (9/17) and posted first defensive tackle...Suffered hamstring injury vs TB (10/29)...Played in following game, but spent next four weeks out of the lineup with injury. **1994** — Originally agreed to contract with the Oilers on June 20...Waived (8/28) and signed to the practice squad (8/30)...Added to the 53-man roster (12/23)...Placed on the inactive list vs the NY Jets (12/24)...Originally drafted by the Oilers in the seventh round (220th overall) of the 1994 draft.

Collegiate, Personal: Began Alabama career as a safety before shifting to linebacker...Completed four-year career at Alabama with 192 tackles, eight sacks, two interceptions, five fumble recoveries and two forced fumbles...Honorable Mention All-America and consensus First-Team All-Southeastern Conference choice as a senior...Finished senior season with a team-best 76 tackles (48 solo), two interceptions and two sacks...Led Crimson Tide with 70 total hits (44 solo) and a career-best five sacks as a junior...Played in Alabama's national championship win over Miami in the Sugar Bowl...Switched from strong safety to linebacker three games into his sophomore season...Redshirted in 1989...Attended Valley (AL) High and lettered in football, basketball and baseball...First-Team All-State selection at quarterback and defensive back...Majored in criminal justice...Married (LaTangelia)...Son (Cameron Christopher).





The Players

Hall's Pro Stats

	Int-Yds	Tkls-Solo	Force	Fum	Fum Rec	Pass Def	Sack-Yds	G-GS
1994 Oilers								
1995 Oilers	0	2-1	0		0	0	0	12-0
1996 Oilers	0	0	0		0	0	0	3-0
1997 Oilers	0	8-6	0		0	1	2-10	16-2
1998 Bears	0	9-3	0		1	0	0	15-0
Career	0	19-10	0		1	1	2-10	46-2

Practice Squad

Hall's Single Game Highs

Tackles: 8 vs GB (12/27/98)
Sacks: 1 vs Jax (11/2/97)

Solos: 3 vs GB (12/27/98)

THE INSTANT REPLAY BOOTH

The new instant replay system for the 1999 season uses digital computer technology, not video tape as was employed from 1986-91. The new system affords quicker access to replays because there will be no tape to rewind. The system will be initiated by challenges from the head coaches (two per game) in all but the final two minutes of each half, and by the replay official in the booth in the final two minutes and overtime. The booth will operate under a "two-minute" mode the entire game, lining up replays of every play in case a challenge is issued.

The four individuals in the replay booth will be the "replay assistant," "technician," "video operator," and "communicator." The replay assistant is the direct and only link to the referee on the field. In the final two minutes of each half and overtime, he will make the decision on whether a play should be reviewed. The replay assistant and video operator will be assigned as a team to a different game location each week.

The system begins with a "live feed" from the network television control truck covering the game.

The technician controls the monitor, cueing the live play and replay screens during action. His monitor can accommodate six replay angles of a single play.

The replay assistant decides which replays will be relayed to the field monitor for review by the referee after the coach's challenge is issued, and whether an official's time out be called for a play review in the final two minutes of each half or overtime. Replay assistants will have an NFL or college football officiating background.


The video operator, at the instruction of the replay assistant, controls which replays that the on-field referee will view. He can control the speed of the digital video playback with the turn of a dial.

The communicator is the replay booth's "eyes to the field." While the technician, replay assistant, and video operator are doing their jobs, the communicator is stationed in back of the other three, watching the field. He will advise the replay assistant—who is busy viewing the monitor—that "they're in the huddle," "they're at the line," "the ball is snapped" so the replay assistant will know that the next play has started, negating the possibility of a replay. He will also report to the replay assistant if an official ruling (e.g., holding, illegal procedure, etc.) has been made on the field, eliminating the need for a replay. He is also the timer of the 90 seconds allocated to the referee to make a decision on a replay. Once 90 seconds are reached, the communicator will push a button that shuts down the on-field monitor, signaling to the ref that 90 seconds are expired and the referee's decision must be announced. The communicator will also explain a referee's ruling to the TV truck and the teams' public relations directors in the press box.

See page 57 for the Rules regarding Instant Replay.



The Players



TY HALLOCK

Fullback

6-2 254

April 30, 1971

Michigan State

Bear season: 2 NFL Season: 7

Acquired as unrestricted free agent in 1998



PRO CAREER: Started 10 games at fullback for Bears in 1998...Signed with Chicago (2/16) as an unrestricted free agent from Jacksonville...Played three positions (fullback, tight end and line-backer) since joining league...Retired for 1995 season only to return in 1996 off-season...Started career in Detroit before being traded to Jacksonville (5/30/95).

1998 SEASON: Finished season with 25 catches for 166 yards...Rushed 13 times for 41 yards and a touchdown...Finished sixth on team with 11 special teams tackles...Caught season-high four passes for 42 yards vs Min (9/27)...Recorded first career rushing touchdown on six yard run at Ten (10/25); 1-9 receiving and recovered a punt fumble...Matched season-high with four catches for 27 yards at Det (11/15)...Four catches for 26 yards vs TB (11/29)...Rushed three times for 17 yards including a career-long 14 yard run at Min (12/6). **Games played-started:** 16-10

PREVIOUS SEASONS: 1997 — Played in 15 games, starting seven at fullback...Finished second on team with 21 special teams tackles...Set career-highs with 18 catches for 131 yards...Gained eight yards on first NFL carry at Bal (8/31)...Caught two passes for 11 yards and made two special teams stops at Wash (9/28)...Scored lone touchdown of season on a 10-yard reception vs Cin (10/5)...Carried ball twice for 11 yards and added a 15-yard reception vs Phi (10/12)...Season-high three catches for 11 yards at Dal (10/19)...Suffered pinched nerve in neck at the end of first half at Buf (12/14)...Inactive for season finale at Oak (12/21). **1996** — Wore three different jersey numbers (88, 49 and 54) and played three positions (fullback, linebacker and tight end) for Jacksonville...Saw most action on special teams...Played first two games and then inactive for following six contests...Saw first action at fullback at Cin (10/27) replacing injured Le'Shai Maston; caught five yard pass...Inactive next three games and then moved to linebacker...Earned special teams game ball in season finale vs Atl (12/22)...Played in two of three playoff contests on special teams, missing second game at Den (1/4/97) with pulled hamstring. **1995** — Retired from football during June mini-camp (7/10) and spent year out of football...Obtained by Jacksonville in trade with Detroit for Corey Raymond (5/30). **1994** — Started 10 games at tight end and was a top performer for Detroit's special teams...Caught seven passes for 75 yards...Saw action as a blocking back in addition to tight end...Injured shoulder vs NE (9/26) and missed following week. **1993** — Second on team with 10 special teams tackles...Caught eight passes for 88 yards and two touchdowns...Scored first NFL touchdown on one yard reception at GB (11/21)...Started first career game vs Min (12/5)...Scored game-winning touchdown on one-yard reception at Chi (12/26)...Caught three balls for 48 yards in Wild-Card game vs GB (1/2/94)...Originally drafted in seventh round (174th overall) by Detroit.

COLLEGIATE, PERSONAL: Played fullback, tight end and linebacker at Michigan State...Led Spartans as a senior with 144 tackles; fourth in Big Ten...Consensus all-Big Ten second-team in his only season at linebacker...Played in all 11 games at tight end as a junior...Played 10 games as a sophomore at both fullback and tight end...Played in 11 of 12 games as a freshman...Rushed for over 600 yards and seven touchdowns in five games as a senior tailback at Greenville (MI) High...Named all-State in basketball as a junior...Chairman of the Board of the Space is Special Foundation in Michigan, which sends special education children to space camp in Huntsville, Ala...Graduated in 1997 with a degree in employee relations...Married (Jennifer)...Son (Tanner).



The Players

Hallock's Pro Stats

	Rush	Yds	Avg	Lg	TD	Rec	Yds	Avg	Lg	TD	G-GS
1993 Detroit	0	0	0	0	0	8	88	11.0	24	2	16-4
1994 Detroit	0	0	0	0	0	7	75	10.7	21	0	15-10
1995						Retired					
1996 Jax	0	0	0	0	0	1	5	5.0	5	0	7-0
1997 Jax	4	21	5.3	11	0	18	131	7.3	23	1	15-7
1998 Bears	13	41	3.2	14	1	25	166	6.6	16	0	16-10
Career	17	62	3.6	14	1	59	465	7.9	24	3	69-31

Hallock's Single Game Highs

Rushes: 3 Last: at Min (12/6/98)	Receptions: 4 Last: vs TB (11/29/98)
Rushing Yards: 17 at Min (12/6/98)	Receiving Yards: 48 vs GB (1/2/94)*
Long Rush: 14 at Min (12/6/98)	Long Reception: 24 vs GB (1/2/94)*
Receiving TD: 1 Last: vs. Cin (10/5/97)	
*Playoff Game	

RULES of INSTANT REPLAY

A "buzzer system" will be used to signal the call for a replay. Before the final two minutes, the head coach will buzz the referee and replay booth that he challenges a play and wants a review. Within the final two minutes and OT, the booth will buzz the ref. The head coaches will wear a belt pack containing a buzzer. When pressed, the buzzer will simultaneously signal the referee, umpire, and replay booth that a replay is being requested.

There will be three replay monitors at field level in open-air stadiums. Two will be positioned at opposite 20-yard lines near the sideline wall. A third will be in the runway, for use if the weather is inclement. Two monitors will be in domed stadiums.

COACHES CHALLENGE: Outside of the final two minutes of each half, each team will be permitted two challenges per game that will initiate referee reviews. Each challenge will cost a team a time-out. If a challenge is upheld, the time-out will be restored, but the challenge will not. No challenges will be recognized from a team that has exhausted its time-outs.

FINAL TWO MINUTES OF EACH HALF: After the two-minute warning of each half, and throughout any overtime period, any referee review will be initiated by the replay assistant (see "Instant Replay's Players," two pages before this) in the replay booth in the press box. He can initiate as many review requests as he thinks necessary, no matter how many time-outs the teams have. No time-out will be charged for a review initiated from the replay booth.

REFEREE REVIEW: All replay reviews will be conducted by the referee on a field-level monitor after consultation with the other covering officials on the play. A decision will be reversed only when the referee has "indisputable visual evidence" that the call should be changed. The referee cannot initiate a replay review in any instance.


TIME LIMIT: Reviews will be a maximum of 90 seconds, timed from when the referee puts on the head phones to the replay booth.

REVIEWABLE PLAYS: The instant replay system will cover a variety of plays in three main areas—1) sideline, goal line, end zone, and end-line plays; 2) passing plays; and 3) other detectable infractions, such as a runner ruled down not by defensive contact, and the number of players on the field.

See page 55 for a description of the four individuals in the Instant Replay Booth.



The Players



SEAN HARRIS

Linebacker

6-3 252

February 25, 1972

Arizona

Bear season: 5 NFL Season: 5

Acquired in 3rd round of 1995 draft



PRO CAREER: Moved into starting role at weakside linebacker in 1998, starting career-high 14 games...Played on special teams and saw limited action at strong side linebacker in 1996 and 1997...Played only on special teams as a rookie.

1998 SEASON: Finished fourth on defense with career-high 107 tackles... Recorded one forced fumble, one interception, one sack and two pass defended...Recorded 10 tackles and first career sack in Season Opener vs Jax (9/6)...Led team with nine solo stops at Pit (9/13)...Recorded seven tackles and a forced fumble at TB (9/20)...Grabbed first career interception along with 10 tackles, one for a loss, at Ariz (10/11)...Recorded 10 tackles, eight solo, with a pass break-up at Atl (11/22)...Career-high 11 tackles, six solo, vs TB (11/29). **Games played-started:** 16-14

PREVIOUS SEASONS: **1997** — Finished fourth on team with 13 special teams tackles...Contributed 10 tackles on defense...Played in 11 games, starting the season-fine at strong-side linebacker...Inactive for Season Opener at GB (9/1) and at Min (11/9)...Recorded three special teams stops vs NO (10/5)...Recorded two defensive tackles filling in for Ron Cox at StL (12/14)...Season-high eight tackles in first career start at TB (12/21). **1996** — Played in 15 of 16 games on special teams...15 tackles on special teams and forced a fumble...14 tackles at linebacker...Recorded career-high eight tackles playing for injured Vinson Smith vs SD (12/14)...Opened defense with first career defensive tackle vs Dal (9/2)...Inactive at Det (9/22)...Recorded defensive stops vs GB (10/6), at Min (10/28) and vs StL (12/8)...Two stops in season finale at TB (12/22). **1995** — Pulled hamstring on Opening Day opening kickoff and inactive next four games...Played on special teams at Jax (10/15), but was inactive following week vs. Hou (10/22)...Played on special teams final nine games finishing with four stops, three solo...Drafted in third round (83rd overall).

COLLEGIATE, PERSONAL: First-team all-Pac Ten selection as a senior at Arizona...Led team with 89 tackles, three sacks and seven stops for losses...Also had a pass defended, two forced fumbles and interception...Second-team all-American by *Football News* as a junior...Redshirted as true freshman in 1990...Tucson area Defensive Player of Year as senior at Manget (AZ) High...Also caught 34 passes as tight end...Three-year lettermen in football and basketball...Given name Sean Eugene Harris...Married (Cha-Ron)...Son (Jalen).

S. Harris' Pro Stats

	Int-Yds	Tkls-Solo	Force Fum	Fum Rec	Pass Def	Sack-Yds	G-GS
1995	0	0	0	0	0	0	11-0
1996	0	14-6	0	0	0	0	15-0
1997	0	10-5	0	0	0	0	11-1
1998	1-0	107-70	1	0	2	1-0	16-14
Career	1-0	131-81	1	0	2	1-0	53-15

S. Harris' Single Game Highs

Tackles: 11 vs TB (11/29/98)

Sacks: 1 vs Jax (9/6/98)

The Players



WALT HARRIS

Cornerback

5-11 195

August 10, 1974

Mississippi State

Bear season: 4 NFL Season: 4

Acquired in 1st round of 1996 draft



PRO CAREER: Led team in interceptions (4) in 1998 for second straight season... Followed impressive rookie season by leading team in interceptions (5), forced fumbles (4) and pass break-ups in 1997...Five double-digit tackle performances as a rookie...Slowed with turf toe for large part of rookie season.

1998 SEASON: Led Bears defense with 21 pass break-ups and four interceptions...Finished seventh on team with 85 defensive tackles...Forced one fumble and recovered another...Season-high 10 tackles and two pass break-ups in Season Opener vs Jax (9/6)...Recorded six tackles and recovered a fumble at TB (9/20)...Recorded three tackles and three passes defended vs Min (9/27); Left game in second quarter to receive stitches in right pinky, returned for second half...Grabbed first interception of season at Ariz (10/11)...Career-high four passes defended and seven tackles vs Dal (10/18)...Grabbed second interception of season along with two passes defended and five tackles at Ten (10/25)...Intercepted third pass of season long with seven tackles at Min (12/6)...Intercepted Favre pass in third quarter and returned it 13 yards for first career touchdown at GB (12/13)...Inactive vs Balt (12/20) with injured right knee...Placed on Injured Reserve 12/22.
Games played-started: 14-14

PREVIOUS SEASONS: **1997** — Set career-highs with five interceptions, four forced fumbles and 19 pass break-ups...Finished fifth on team with 94 tackles...Started all 16 games, 15 at the right corner...Recorded three tackles and forced a fumble in season opener at GB (9/1)...Career-high 15 tackles, 12 solo, with an interception and two passes defended vs Min (9/7)...Recorded nine solo tackles and a pass break-up vs Det (9/14)...Started as a nickelback at NE (9/21) and contributed five tackles and a forced fumble...Grabbed second interception of season vs GB (10/12) along with three passes defended and five tackles...Recorded seven solo stops and an interception at Min (11/9)...Forced and recovered a fumble vs TB (11/23) along with nine tackles...Recorded first career two-interception performance at StL (12/14). **1996** — Named to College & Pro Football Newsweekly, Football News and Pro Football Writers of America all-rookie teams...Finished third on team with 113 tackles...Finished second defensively in solo stops (93) and passes defended (18)...Intercepted two passes...Forced and recovered two fumbles...Opened NFL career with 10 solo stops, one forced fumble, one fumble recovery and three pass break-ups vs Dal (9/2)...Career-high 14 stops, 12 solo, and a pass defense vs Min (9/15)...First career interception and seven tackles at Det (9/22)...Left game at halftime with turf toe vs Oak (9/29) after collecting five solo stops...Missed consecutive starts vs GB (10/6) and at NO (10/13) seeing limited action because of toe...Returned to starting lineup at Min (10/28) recording 10 tackles and blocking a fourth quarter field goal attempt...Nine tackles, eight solo, a fumble recovery and one interception at KC (11/17)...Dressed but did not play vs Det (11/24) because of toe injury...10 stops, nine solo, and two pass break-ups vs StL (12/8)...Had 11 stops, seven solo, and a pass defense vs SD (12/14).

COLLEGIATE, PERSONAL: Holds school interception record at Mississippi State with 17...Emerges as starter as freshman at cornerback; also started at free safety...Broke up 37 passes in career...Earned all-SEC honors in final three seasons...Played in the Senior Bowl as a member of the South team which was led by the Bears' coaching staff...First team all-SEC at left cornerback senior season...Third on team with 91 tackles...Had four interceptions and eight passes defended...AP and Coaches first-team all-SEC while starting every game at strongside corner as a junior...Ranked third in conference and fifth in nation with six interceptions...Led team with 12 passes defended...Recovered two fumbles and blocked two kicks...One of three sophomores to earn all-SEC (second team) honors...Started every game at left cornerback...Tied a school single season



The Players

record with six interceptions...Six thefts ranked third in the SEC and seventh in nation...Recorded 61 tackles, defended 10 passes and recovered three fumbles...Played in 10 games, including starts in the final three games as a freshman...First career interception and two passes defended vs. North Carolina in Peach Bowl...All-American honorable mention by *USA Today* at LaGrange (GA) High School - same prep school as former Bears safety Marty Carter and Carolina Panthers' CB Tyrone Poole (22nd overall in 1995)...Led team to 14-0 record as senior and state title as WR and DB...Team compiled 34-6 record in final three years...Also a track hurdler...Given name Walter Lee Harris...Married (Trina).

W. Harris' Pro Stats

	Int-Yds	Tkls-Solo	Force Fum	Fum Rec	Pass Def	Sack-Yds	G-GS
1996	2-0	113-93	2	2	18	0	15-13
1997	5-30	94-75	4	1	19	0	16-16
1998	4-41	85-65	1	1	21	0	14-14
Career	11-71	292-233	7	4	58	0	45-43

Also: Blocked field goal at Min (10/28/96)

W. Harris' Single Game Highs

Tackles: 15 vs Min (9/7/97)

Solos: 12 vs Min (9/7/97); vs Min (9/15/96)

Passes defended: 4 vs Dal (10/18/98)

Interceptions: 2 vs StL (12/14/97)

CHICAGO BEARS FAN CLUB

ROAD TRIPS! That's just one of the many exciting perks available to members of the Chicago Bears Fan Club. Throughout the year, the Fan Club hosts numerous activities, including a Kick-Off Party, Pre-Game Tailgate Parties and, of course, those fun-filled road trips to Bears road games.

This year's road trips will take Bears fans to opposite coasts: Former guard Mark Bortz will join Bear fans in Tampa Bay when the Bears visit the Buccaneers on October 24, 1999; and former linebacker Otis Wilson will join the fan crew as Chicago takes on the Chargers in San Diego on November 21, 1999. Sports Passion Tours, the official tour company of the Chicago Bears Fan Club, will also offer road trip packages to Minnesota, Green Bay, and Washington, D.C.

Off-season, the Chicago Bears will host the 3rd Annual Chicago Bears Fan Convention at the Chicago Hilton & Towers on February 18-20, 2000. The Convention will include 40 current and former Bears players, seminars, parties, autograph stages, exhibition halls, the Nike NFL Youth Area, and interactive games. In March, the Fan Club will head to Scottsdale, Arizona for the annual "Vacation in Bear-a-Disc" with over 20 current and former Bears.

Fan Club members receive Fan Club merchandise, special discounts, travel packages and invitations to Fan Club activities throughout the year.

For information on joining the Chicago Bears Fan Club, call **(800) 790 - BEAR**.



The Players



JIMMY HERNDON

Tackle

6-8 318

August 30, 1973

Houston

Bear season: 3 NFL Season: 4

Acquired via trade with Jacksonville in 1997



PRO CAREER: Started two games for Chicago at left tackle in 1998...Spent rookie season with Jacksonville before being traded to Bears in 1997.

1998 SEASON: Set career-highs with two starts and nine games played...Started first career game vs Min (9/27) filling in at left tackle for injured Andy Heck...Started following week at left tackle vs Det (10/4)...Did not play the next four weeks...Played left tackle in final drive of game at Det (11/15)...Did not play at Atl (11/22)...Saw action as a reserve in Weeks 13-16...Did not see playing time in season finale vs GB (12/27). **Games played-started:** 9-2

PREVIOUS SEASONS: **1997** — Played in seven games as a reserve tackle and in goal line situations...Acquired in trade with Jacksonville (8/24) for a 1998 seventh-round draft pick. **1996** — Backed up tackles Tony Boselli and Leon Searcy at Jacksonville...Dressed but did not play in eight games and was inactive for other eight...Inactive for all three post-season contests...Selected in the fifth round (146th overall) by Jacksonville.

COLLEGIATE, PERSONAL: Four-year starter at left tackle...First-team all-Southwest Conference selection as a senior in 1995...Started at left tackle, making 79 knockdowns for the season...Earned GTE Academic all-Conference honors in 1994 for the third consecutive year...Recipient of the Tom Wilson "Iron Man" Award, given to the team's Offensive MVP...All-Conference second team as a sophomore by Houston Post ...GTE Academic All-Conference pick...Nominated for Conference Newcomer of the Year in 1992...Redshirted in 1991...Graduated in 1996 with a degree in sociology...Honored with the President's Award, given to the school's top student athlete...Attended Lee High in Baytown, Texas...Married (Cassie)...Daughter (Hannah).

Herndon's Pro Stats


Games-Starts: 16-2 — 1996 Jacksonville (0-0); 1997 Chicago (7-0); 1998 Chicago (9-2)

EMERGING ENGRAM

Bears wideout **Bobby Engram** had a breakout season in 1998, leading the squad with 64 catches for 987 yards (both career bests) and five scores. His 142 yards at Arizona (10-11-98) were his most ever, as were his nine grabs at Minnesota (12-6-98). In his first two seasons, Engram's longest catch was 24 yards. Last season, Bobby had nine grabs of 24 yards or longer, and 13 20-plus yard plays. Engram now ranks 24th in Bears history with 172 career receptions, and his 1,775 yards are just 96 out of the 25th spot. Engram was voted offensive captain by his teammates last year, his third in the NFL.



The Players



CHRIS HUDSON

Safety


5-10 199

October 6, 1971

Colorado

Bear season: 1 NFL Season: 5

Acquired as unrestricted free agent in 1999



PRO CAREER: Signed with Chicago (4/16/99) as an unrestricted free agent from Jacksonville...Started 45 games over last three years for Jaguars...Missed majority of rookie season with groin injury.

1998 SEASON: Tied for team lead with three interceptions...Finished tied for third with seven pass break-ups and added a fumble recovery...Tied for eighth on Jaguars with 64 tackles...Tore ligaments in right thumb and missed final three pre-season contests...Missed first regular season games since rookie year with an ankle injury in Week 7...Recorded six tackles and recovered a fumble at Chi (9/6)...Recorded two tackles, two pass break-ups and an interception vs Bal (9/20)...Recorded six tackles, two pass break-ups and an interception at Ten (9/27)...Recorded five tackles before leaving game in second quarter with a high right ankle sprain at Den (10/25)...Inactive following three weeks breaking a string of 39 consecutive starts...Returned to starting line-up with five tackles at Pit (11/22)...Grabbed third interception of season along with six tackles and a pass defense at Cin (11/29)...Left game vs Pit (12/28) in first quarter with sprained ankle...Grabbed first career post-season interception vs NE (1/3/99) ...Recorded seven tackles and a fumble recovery in Divisional Playoff at NYJ (1/10/99). **Games played-started:** 13-13

PREVIOUS SEASONS: **1997** - One of only nine Jaguars to start all 16 contests...Finished fifth on team with career-high 80 tackles...Added three interceptions, four pass break-ups and two forced and recovered fumbles...Scored two touchdowns, returning a fumble and blocked field goal...Grabbed first interception of season at Balt (8/31)...Scored first NFL touchdown returning a blocked kick vs Pit (9/22) 58 yards on last play of game...Season-high 10 tackles vs Phil (10/12)...Grabbed an interception and returned a fumble 37 yards for a touchdown at Ten (11/2)...Intercepted third pass of season, but fumbled resulting in a Chiefs touchdown vs KC (11/9)...Recorded eight tackles, one sack and a forced fumble in Wild Card contest at Den (12/27). **1996** - Finished ninth on defense with 64 tackles...Added two interceptions, five pass defended, one fumble recovery and a half sack...Ranked fifth in AFC averaging 10.9 yards on punt returns...Recorded first start vs Pit (9/1) recovering a fumble on final play of game...Grabbed first interception at Oak (9/15)...Recorded a half sack at Pit (11/17)...Intercepted second pass of season at Hou (12/8)...Forced a fumble in first post-season contest setting up game winning field goal at Buf (12/28). **1995** - Played in only one regular season contest as a rookie...Suffered groin injury in Hall of Fame pre-season game vs Car (7/29)...Missed final four pre-season contests as a result of injury and was inactive first three regular season games...Recovered an on-side kick in only NFL action of rookie campaign vs GB (9/24)...Reinjured groin in the contest and placed on IR (9/28)...Originally selected in the third round (71st overall) by Jacksonville.

COLLEGIATE, PERSONAL: Ranked second on Colorado's all-time interception list with 15...Won Jim Thorpe Award, given to top defensive back in college football, as a senior... All-American second-team and all-Big Eight first-team...Recorded 37 tackles and three interceptions as Buffalo's left corner...Started first three games at corner as a junior before moving to safety...Recorded 48 tackles and four interceptions...Named all-Big Eight first-team as a sophomore by coaches...Recorded 34 tackles and four interceptions as a safety...Played in every contest as a freshman with two starts...Became first freshman to lead team in interceptions (4)...Redshirted in 1990...First-team all-State, all-District and all-Area as a senior at Worthing High in Houston, TX...Recorded 18 interceptions over prep career...Also lettered in basketball...Established his own foundation in Houston...Majored in business.



The Players

Hudson's Pro Stats

	Int-Yds	Tkls-Solo	Force Fum	Fum Rec	Pass Def	Sack-Yds	G-GS
1995 Jacksonville	0	0	0	0	0	0	1-0
1996 Jacksonville	2-25	64-50	0	1	5	0.5	16-16
1997 Jacksonville	3-26	80-61	2	2	4	0	16-16
1998 Jacksonville	3-10	64-44	0	1	7	0	13-13
Career	8-61	208-155	2	4	16	0.5	46-45

Playoffs	1-17	23-13	2	1	2	1	6-5
-----------------	-------------	--------------	----------	----------	----------	----------	------------

	PR	Yds	Avg	Lg	TD
1995 Jacksonville	0	0	0	0	0
1996 Jacksonville	32	348	10.9	60	0
1997 Jacksonville	0	0	0	0	0
1998 Jacksonville	0	0	0	0	0
Career	32	348	10.9	60	0

Playoffs	7	29	4.1	11	0
-----------------	----------	-----------	------------	-----------	----------

SCORING STREAK

The Chicago Bears have scored in every game this decade, last being shutout in the 1989 season finale in San Francisco, 26-0. The streak of 144 straight games (149 including play-offs) is third-best in the NFL, but more than 11 seasons behind the 49ers. San Francisco has scored in every game for over two decades. The Bears and Titans began their streaks within a month of one another, way back during the late eighties.


Heading into the 1997 season, New Orleans had the second-longest streak, and Miami the third. However, the Saints suffered back-to-back shutouts in October '97 (and another in Week Five in 1998), and Miami was shut out in Indianapolis in Week 15. There was no change in the order after the '98 campaign.

There were just seven shutouts in the NFL last season—suffered by New Orleans, Cincinnati, Pittsburgh, St. Louis, and three by Philadelphia.

Team	Reg. season	Playoff	Total	Last time shut out / score
San Francisco	323	31	354	Oct. 9, 1977 vs. Atlanta (0-7)
Houston/Tennessee	148	6	154	Nov. 26, 1989 at Kansas City (0-34)
CHICAGO	144	5	149	Dec. 24, 1989 at San Francisco (0-26)



The Players



GREG HUNTINGTON

Guard

6-3 300

September 22, 1970

Penn State

Bear season: 3 NFL Season: 7

Acquired as a free agent in 1997



PRO CAREER: Served as a reserve guard in 1998...Signed with Bears midway through 1997 season...Played rookie season in Washington and spent portions of three seasons (1995-96-97) with Jacksonville.

1998 SEASON: Saw reserve action in two games at guard...Inactive for 10 games...Did not play in first two contests of season...Played right guard in second quarter at TB (9/20) replacing dehydrated Chris Villarrial...Did not play next two weeks...Saw limited action at Ariz (10/11)...Inactive vs Dal (10/18) after injuring back in practice the week before...Inactive for remainder of season. **Games played-started:** 2-0

PREVIOUS SEASONS: **1997** — Inactive for seven games after joining Chicago midway through season (10/28)...Inactive in first eight games with Jacksonville before being waived (10/24)...Played in season finale at TB (12/21) at right guard. **1996** — Played in two games for Jacksonville...Waived in final cuts on 8/25...Re-signed (10/1) providing depth at center...Played on special teams at NO (10/6)...Waived (10/15)...Re-joined team (11/19) and played at Balt (11/24) on special teams...Inactive in final four games and all three playoff contests. **1995** — Member of Jaguar's active roster for first 12 weeks...Played in four games on special teams (Weeks 4-7)...Inactive for six games...Waived 11/21 and re-signed 12/26. **1994** — Spent training camp with Washington before being waived in final cuts (8/29)...One of original 10 Jacksonville players signed on 12/15/94. **1993** — Played in nine games as a rookie for Washington...Played mostly on special teams...Saw extended time on the offensive line in final two games...Played guard at Dal (12/26)...Played center vs Min (12/31)...Originally drafted by Washington in the fifth round (128th overall).

COLLEGIATE, PERSONAL: Three-year starter at guard, center and tackle for Penn State...Made move to tackle as a senior...Won McGinnis Award as the team's most outstanding lineman...Played center as a junior after starting as a guard during sophomore season...Played in six games as a red-shirt freshman...*Cincinnati Post* Lineman of the year as a senior at Moeller High...Spent first two seasons of prep career in Mountain Brook, Ala...Owns On Call Staffing, Inc., a temporary services company, in Jacksonville with college roommate Mike Rolewicz...Active in community with elementary schools, church groups and the Fellowship of Christian Athletes...Graduated with degree in economics...Single.


Huntington's Pro Stats

Games-Starts: 18-0 — 1993 Washington (9-0); 1995 Jacksonville (4-0); 1996 Jacksonville (2-0); 1997 Chicago (1-0); 1998 Chicago (2-0)





The Players



JEFF JAEGER

Kicker

5-11 190

November 26, 1964

Washington

Bear season: 4 NFL Season: 13

Acquired as a free agent in 1996



PRO CAREER: One of only six NFL kickers to connect on at least 80 percent of field goal attempts over the past three years (Gary Anderson, Doug Brien, John Carney, Doug Christie and Mike Hollis)...Needs only five points to reach 1,000 for career...Has made 61 of 75 field goal attempts since joining Chicago (81.3%)...First kicker in Bear history to connect on better than 80 percent of his field goal attempts in three consecutive seasons (1996-98)...Set club's single-season record for field goal percentage connecting on 82.6 percent of his attempts in 1996 (19-23)...Led league with 12 40-yard field goals (15 attempts)...Signed with Chicago after Week 3 (9/17/96)...Waived by Oakland in final cutdowns (8/25)...Led Raiders in scoring for seven years (1989-95)...Third all-time on Raiders scoring list with 667 points...Joined Raiders as a Plan B free agent from Cleveland in 1989.

1998 SEASON: Recorded third consecutive season with over 80 percent accuracy on field goals (21/26)...Led team in scoring with 90 points...Hit two game winners...Scored season-high 11 points in Season Opener hitting both PAT attempts and three of four field goals vs Jax (9/6)...Hit both field goal attempts at Pit (9/13)...Connected on season-long 52 yard attempt and attempted second punt of career, 27 yards, filling in for injured Todd Sauerbrun at TB (9/20)...Kicked eighth career game winner (third with Chicago) with 29-yard field goal with 11 seconds remaining vs Dal (10/18)...Kicked second straight game winner with 1:03 remaining from 33-yards out at Ten (10/25)...Had on-side kick recovered at Min (12/6). **Games played-started:** 16-0

PREVIOUS SEASONS: **1997** — Connected on 21 of 26 field goal attempts (80.8%)...Led team with 83 points...Hit first 13 field goal attempts of season...Assumed kickoff duties in Week 10...Named NFC Special Teams Player of the Week after scoring 14 points and hitting four field goals (39, 23, 47, 35) including the game-winner in overtime at Mia (10/26)...Did not attempt a field goal or extra point for first time in 11-year career vs Wash (11/2)...Connected on all three field goal attempts (29, 22, 36) at Min (11/9)...Missed 34 and 32 yard attempts vs NYJ (11/16) ending a string of 21 straight makes dating back to 11/3/96; recorded first career punt for 18 yards...Hit two of three field goals at Det (11/27) including a 52-yarder, the longest by a Bear since 1994...Connected from 41 and 38 yards vs Buf (12/7)...Hit two straight at StL (12/14) after having first attempt blocked. **1996** — Connected on 19 of 23 attempts after joining club in Week 4 (9/17)...Hit 11 of 12 kicks in Soldier Field (six games), including seven from 40-yards or better...Led team in scoring with 80 points...Hit first eight attempts after joining team...Named NFC Special Teams Player of the Week (10/1) after connecting on all four attempts, including the game winner from 30 yards with 11 seconds in regulation vs Oak (9/29)...Scored all six of teams points vs GB (10/6)...Hit field goals from 35 and 48 yards at Den (11/10) giving him 16 straight makes against the Broncos...1-1 at KC (11/17) with season long 49-yard attempt...Season-high 5-5 on extra points vs StL (12/8)...Scored nine points with two field goals (45, 40) and three extra points vs SD (12/14). **1995** — Led Raiders in scoring for seventh straight year with 61 points...Missed first five games after straining the posterior cruciate ligament in his right knee during pre-season...Hit three of four attempts in 30-17 victory over Ind (10/22)...Kicked longest field goal, 46 yards, at Cin (11/5). **1994** — Led Raiders in scoring with 97 points...Hit season-long 51 yarder vs. NO (11/20)...Set team field goal record by hitting five (44, 29, 47, 30, and 28) vs. Den (12/11) to earn AFC Special Teams Player of the Week honors. **1993** — Led NFL in scoring and set a Raider single season record with 132 points... Tied NFL record in field goals made with 35 (44 attempts)...Hit four field goals in wins at Buf (12/5) and at SD (11/21)...Hit 10 straight FGs, including a pair of 53-yarders, after missing on his first attempt of the season. **1992** — Tied Raider record for longest field goal with 54-yarder vs. NYG (10/4)...Kicked 53-yarder at Sea (10/18) and a 51-yarder vs. Den (11/22). **1991** — Voted to first Pro Bowl after



The Players

scoring 116 points, fourth-best in the NFL...Scored all Raider points in 12-6 win vs. SF (9/29). **1990** — 85 points ranked in AFC top ten. **1989** — Second in AFC with 103 points...Tied for fourth in field goals made in AFC (23)...Hit four field goals vs. SD (9/10). **1988** — Spent season on Cleveland's injured reserve list. **1987** — Broke Browns' rookie scoring record with 75 points, playing in 10 games...Scored in double digits four times...Originally drafted by Cleveland in third round (82nd overall). The 82nd pick was obtained by Cleveland from the Los Angeles Rams in exchange for the Browns' fourth-, fifth-, and 12th-round choices. The Rams acquired the pick in a previous trade, dealing the rights to Doug Flutie along with their fourth-round draft choice to Chicago for the Bears' third- and sixth round picks in 1987.

COLLEGIATE, PERSONAL: Two-time all-American at Washington...Set NCAA all-time field goal mark with 80...Broke school all-time record for field goals and scoring (358 points)...Connected on 80.8% of career field goal attempts...Set NCAA freshman mark by connecting on 20 of 26 FGs...Economics major...Five-sport letterman at Kent-Meridian High in Kent, Washington...Co-captained football team and earned all-League honors as punter and second team as defensive end...Played basketball, baseball, golf and wrestled...Married (Angela)...Daughters (Brook and Lexi).

Jaeger's Pro Stats

	1-19	20-29	30-39	40-49	50+	FGs	Pct.	PATs	Pts	G
1987 Browns	0-0	6-6	3-6	5-9	0-1	14-22	63.6	33-33	75	10
1988 Browns	(Injured Reserve)									
1989 LA Raiders	1-1	8-10	8-9	5-12	1-2	23-34	67.6	34-34	103	16
1990 LA Raiders	1-1	5-5	2-3	6-9	1-2	15-20	75.0	40-42	85	16
1991 LA Raiders	3-3	7-7	10-13	7-7	2-4	29-34	85.3	29-30	116	16
1992 LA Raiders	0-0	3-5	4-6	5-9	3-6	15-26	57.7	28-28	73	16
1993 LA Raiders	0-0	12-12	13-15	6-10	4-7	35-44	79.5	27-29	132	16
1994 LA Raiders	1-1	5-5	6-9	8-11	2-2	22-28	78.6	31-31	97	16
1995 Oak Raiders	0-0	4-5	6-7	3-5	0-1	13-18	72.2	22-22	61	11
1996 Bears	0-0	4-4	3-4	12-15	0-0	19-23	82.6	23-23	80	13
1997 Bears	0-0	8-9	8-10	4-6	1-1	21-26	80.8	20-20	83	16
1998 Bears	2-2	8-9	9-10	1-4	1-1	21-26	80.8	27-28	90	16
Career	8-8	71-77	73-92	62-97	15-27	227-301	75.4	314-320	995	162

Playoffs

1990 LA Raiders	0-0	1-1	0-0	2-2	0-0	3-3	100.0	2-2	11	2
1991 LA Raiders	0-0	1-1	1-1	0-0	0-0	2-2	100.0	0-0	6	1
1993 LA Raiders	0-0	0-0	1-1	0-1	0-0	1-2	50.0	8-9	11	2
Totals	0-0	2-2	2-2	2-3	0-0	6-7	85.7	10-11	28	5

Jaeger's Single Game Highs

FG Attempts: 6 vs Pho (12/10/89)

Field Goals: 5 vs Den (12/11/94)

XP Attempts: 6 at Den (9/18/94)

Extra Points: 6 at Den (9/18/94)

Long: 54 vs NYG (10/4/92)

JAEGER'S GAME WINNERS

Date	Opponent	Site	Distance	Time Remaining	Final
Dec. 3, 1989*	Denver	LA Coliseum	26	overtime	16-13
Oct. 13, 1991*	Seattle	Kingdome	37	overtime	23-20
Oct. 20, 1991*	LA Rams	LA Coliseum	34	0:02	20-17
Oct. 18, 1993*	Denver	Mile High Stadium	53	0:16	23-20
Jan. 2, 1993*	Denver	LA Coliseum	47	overtime	33-30
Sept. 29, 1996	Oakland	Soldier Field	30	0:11	19-17
Oct. 27, 1997	Miami	Pro Player Stadium	35	overtime	36-33
Oct. 18, 1998	Dallas	Soldier Field	29	0:11	13-12
Oct. 25, 1998	Tennessee	Vanderbilt Stadium	33	1:03	23-30

* As a Raider



The Players



ERIK KRAMER

Quarterback

6-1 208

November 6, 1964

North Carolina State

Bear season: 5 NFL Season: 11

Acquired as unrestricted free agent in 1994



PRO CAREER: Top rated passer in Bears history with a 80.7 career passer rating...Only quarterback in Bears history to throw for over 3,000 yards in two seasons (3,011 in 1997, 3,838 in 1995)...Broke 33-year club single game mark with 60 pass attempts vs NYJ (11/16/97)...Played in first four games of 1996 before missing remainder of season with neck injury...Owns Bears single-season records for attempts (522), completions (315), yards (3,838), and touchdowns (29) all set in 1995...Career record of 26-29 as starter in regular season — 1-2 in playoffs; (4-9 in '97; 1-3 in '96; 9-7 in '95; 1-4 in '94; 3-1 in '93; 1-2 in '92; 6-2 in '91; 1-1 in '87)...Signed with Bears as unrestricted free agent (2/21/94) from Detroit...Seven 300-yard games: six in regular season (five with Bears) and one playoff.

1998 SEASON: Started in three of the four Bears 1998 victories...Completed 60 percent of his passes for 1,823 yards and nine touchdowns in eight starts...Rushed for 17 yards and a touchdown...Threw for career-high 372 yards and four touchdowns, completing 25 of 39 passes vs Min (9/27); Passing total was fourth highest in team history...Led Bears to come-from-behind victory vs Det (10/4) completing 26 of 37 passes for 275 yards and two touchdowns; Also ran for game winning score...Threw for 233 yards with one touchdown and one interception in win vs Dal (10/18)...Played through knee and shoulder injuries in Weeks 7 and 8...Underwent arthroscopy on left knee over bye week and had MRI on right shoulder...Spent Weeks 9-12 as third quarterback due to injuries and later placed on IR (12/2). **Games played-started:** 8-8

PREVIOUS SEASONS: **1997** — Threw for over 3,000 yards (3,011) for second time in career...Eclipsed 300 yards passing twice...Set career and team single game mark with 60 pass attempts (11/16)...Set career rushing highs with 84 yards (28 attempts) and two touchdowns...Started first three games before moving to back-up for Weeks 4-6...Returned to starting line-up for good in Week 7...Played second half vs NO (10/5) completing 12 of 20 passes for 131 yards and rushed for a touchdown...Completed career-high 32 passes (50 attempts) for 343 yards and two touchdowns in overtime win at Mia (10/27)...Broke Bill Wade's pass attempt record (57) set in 1964 with career-high 60 attempts (32 completions) vs NYJ (11/16) for a career-high 354 yards with two touchdowns and three interceptions...Rushed for personal best 42 yards with a career-high 31 yard run vs TB (11/23)...Connected on 23 of 33 attempts for 270 yards and two touchdowns vs Buf (12/7)...Played first half in win at StL (12/14)...Injured left shoulder in season finale at TB (12/21). **1996** — Started first four games before suffering two herniated cervical discs...Completed 73 of 150 passes for 781 yards with three touchdowns and six interceptions...Threw for 133 yards (19-27) in Season Opener vs Dal (9/2)...20-37-188 at Wash (9/8)...Completed 18 passes (40 attempts) for 199 yards and first touchdown of season vs Min (9/15)...Season-highs in attempts (46), completions (23), yards (261) and touchdowns (2) at Det (9/22). Played entire game at Det before learning of neck injury following morning...Inactive for following three games (vs Oak, vs GB, at NO) and placed on IR (10/14). **1995** — Set Bears single-season records for attempts (522), completions (315), yards (3,838), and touchdowns (29)...Least-sacked QB in the NFL (15 times)...Only NFL QB to take every snap in 1995...Drew opponents offsides league-high 29 times...Threw 162 passes without an interception (9/11-10/22) before setting record later in season with 174 (11/19-12/24)...Went 108 passes without a sack (9/11-10/8) followed by a 131 sackless streak from 10/8 to 11/5...Game ball for 19-28-262, 3 TD Opening Day performance vs. Min (9/3)...Career-high four TDs on 27-of-38 for 317 yards at StL (9/24). First Bear to throw for 4 TDs in a game since Jack Concannon on 12/19/70...Followed 4-TD game with three TDs vs. Car (10/8) and three more at Jax (10/15)...Second game ball for 18-25-231 and 2 TDs and no sacks or interceptions in Monday Night Football victory over Vikings at Min (10/30)...Career-high 349 yards on 24-41 vs. Hou (10/22)



The Players

including season-long 76-yard bomb to Conway...Three TDs and three Ints on 15-28 vs. Pit (11/5)...Season-long 11-yard rush in finale vs. Phil (12/24). **1994** — Set Bears' season record for completion percentage (62.7%)...Won Opener vs. TB (9/4) with 18-25 for 212 yards and two TDs...Three TDs and career-long 85-yarder at Phil (9/12) on 18 of 31 for 289 yards...Injured right shoulder vs. Min (9/18) but played entire game completing 27 of 35 (77.1%) for 261 yards, 1 TD, 1 Int...Did not play at NYJ (9/25) and was "inactive" following two games...Returned for homecoming at Det (10/23) and had career-highs in completions (29) and attempts (48) for 309 yards, 2 TDs, and 3 Ints...Completed five of 10 for 34 yards and two Ints in first half vs. GB (10/31) and was replaced in second half by Walsh...Did not play in next five games before playing in fourth quarter at GB (12/11) completing two of nine for 24 yards...Did not play at Min (1/1/95)...Played second half at SF (1/7/95) leading Bears to two fourth quarter TDs...Post-season surgery on right shoulder (1/12). **1993** — Signed by Dallas in April of '93 as a restricted free agent, but Lions matched the Dallas offer...Did not play in first four games (designated third quarterback three times) before taking over for Ware in third quarter at TB (10/3) and completing 11 of 24 for 120 yards and one Int...Third quarterback for next 7 games, not seeing game action...Made first start of season at Phx (12/12) setting a personal record with 76% completion (19 of 25) for 257 yards and 3 TDs...Added two more TD tosses, with no interceptions, the following week vs. SF (12/19) on 19 of 29 for 220 yards...Opened vs. Bears (12/26) and completed career-best 23 passes on 31 attempts for 223 yards, 2 TDs, and 1 Int. Led team on 12-play, 80-yard, fourth-quarter TD drive completing all six attempts for 47 yards...Hit 15 of 29 for 182 yards, 1 TD, and no picks in beating GB (1/2) to win Central division title in season finale, 30-20...Lions lost in re-match vs. GB in First Round with Kramer connecting on 22 of 31 for 248 yards, 1 TD, and 2 Ints. **1992** — Entered season as backup to Rodney Peete...Did not see action in the first five contests...Relieved Peete in the fourth quarter of games 6-9...Earned first start of the season the following week at Pit (11/15) completing 20 of 37 for 304 yards, including a 73-yard TD, and one Int...Started at Cin (11/22) completing 12 of 25 for 141 yards with three int. as the Lions beat the Bengals, 19-13...Was the starter for the third consecutive week vs. Hou (11/26), setting a new career-long with a 77-yard TD pass to Herman Moore while completing 12 of 21 for 163 yards with a pair of TDs and interceptions...Did not play following week at GB (12/6) and was inactive for the final three games. **1991** — Entered camp as third-string QB, but emerged as second-string QB following a steady pre-season performance...Attempted and completed the first two passes of his Lions career in a 33-24 win at Ind (9/22)...Replaced Peete on Detroit's opening drive vs. Dal (10/27), completing 9 of 16 passes for 108 yards and two TDs...Made his first start the following week at Chi (11/3), hitting 19 of 40 passes for 218 yards, one TD and two Ints...Completed 20 of 30 for 248 yards and rushed for his first TD the following week at TB (11/10)...Hit 15 of 25 for 185 yards and 3 TDs in the first of Detroit's seven straight wins...Hooked up with Willie Green for a 73-yard TD in a 34-20 win over the NYJ (12/8)...Error-free performance in playoff-clinching win at GB (12/15), hitting 14 of 19 for 131 yards and two TDs...Established Lions playoff records for completions and passing yards in the Lions' 38-6 Second Round win vs. Dal (1/5), completing 29 of 38 for 341 yards, three TDs and no interceptions in being named NFC Offensive Player of the Week...Connected on 21 of 33 passes for 249 yards and one TD with one int. in the NFC Championship contest at Wash (1/12). **1990** — Signed by Lions as free agent after he contacted the club...Had impressive pre-season connecting on 12 of 26 for 208 yards, 1 TD, and 1 int...Rushed four times for 20 yards, but sustained shoulder injury vs. KC (8/24)...Made 47-man roster, but was immediately placed on IR where he remained the entire season. **1989** — Missed entire season due to knee injury suffered in Calgary training camp. **1988** — Played in five games for Calgary Stampeders. **1987** — Released by Saints after training camp...Signed with Atlanta during '87 players strike and played in all three non-union games...Completed 5 of 13 for 48 yards and 2 Ints in NFL debut vs. Pit (10/4)...Led Atlanta to 24-20 upset win over veteran-laden Rams (10/18) bringing Falcons back from 17-0 halftime deficit by completing 19 of 30 for 232 yards and all three TDs in the second half (finished with 27-46-335, 3 TDs, 2 Ints)...Originally signed by Saints as undrafted free agent.

COLLEGIATE, PERSONAL: Named the 1986 ACC Player of the Year at North Carolina State where he broke eight school passing records...Passed for 4,757 yards and 31 touchdowns in just two seasons...Led the Wolfpack to an 8-2-1 regular season mark and a trip to the Peach Bowl as a senior...Spent two seasons at Pierce Junior College in California...Led Pierce to a 10-0 season and a berth in the Potato Bowl in 1984...Prepped at Burroughs High in Burbank, CA...Won 1995 Brian Piccolo veteran award voted on by teammates...Active with the Make-a-Wish Foundation and the Coalition for the Homeless in Chicagoland...Nicknamed "Brass" by his Lion teammates...Given name William Erik Kramer...Married (Marshawn)...Sons (Griffen and Dillon).



The Players

Kramer's Pro Stats

	Att	Cmp	Yds	Pct	Lg	TD	Int	Rate	Rush	Yds	Avg	Lg	TD	G-GS
1987 Atlanta	92	45	559	48.9	33	4	5	60.0	2	10	5.0	11	0	3-2
1988 Calgary (CFL)	[62 of 153 for 964 yards, 5 TDs, 13 interceptions in 5 games]													
1989 Calgary (CFL)	Knee injury													
1990 Detroit	Injured Reserve — shoulder													
1991 Detroit	265	136	1,635	51.3	73	11	8	71.8	35	26	.7	12	1	13-8
1992 Detroit	106	58	771	54.7	77	4	8	59.1	12	34	2.8	11	0	7-3
1993 Detroit	138	87	1,002	63.0	48	8	3	95.1	10	5	.5	4	0	5-4
1994 Bears	158	99	1,129	62.7	85	8	8	79.9	6	-2	-0.3	2	0	6-5
1995 Bears	522	315	3,838	60.3	76	29	10	93.5	35	39	1.1	11	1	16-16
1996 Bears	150	73	781	48.7	58	3	6	54.3	8	4	0.5	3	0	4-4
1997 Bears	477	275	3,011	57.7	78	14	14	74.0	28	84	3.1	31	2	15-13
1998 Bears	250	151	1,823	60.4	79t	9	7	83.1	13	17	1.3	8	1	8-8
Bears	1,557	913	10,582	58.6	85	63	45	80.7	90	142	1.6	31	4	49-46
Career	2,158	1,239	14,549	57.4	85	90	69	78.6	149	217	1.5	31	5	87-61
Playoffs	130	91	999	70.0	32	6	3	98.2	5	5	1.0	3	0	4-3

Kramer's Single Game Highs

Attempts: 60 vs NYJ (11/16/97)	Completions: 32 Last: vs NYJ (11/16/97)
Yards Passing: 372 vs Min (9/27/98)	TDs: 4 Last: vs Min (9/27/98)
Interceptions: 4 at Ariz (10/11/98)	Long Pass: 85 at Phil (9/12/94)
Rush Yards: 42 vs TB (11/23/97)	Long Rush: 31 vs TB (11/23/97)

ERIK KRAMER GAME-BY-GAME

Atlanta Falcons

1987	W/L	Opponent	Att	Com	Yds	Pct.	TD	Int	Sak/Yd	Lg	Rush	Yds	Lg	TD
10/4	L	Pittsburgh	13	5	48	38.5	0	2	0	15	0	0	0	0
*10/11	L	San Francisco	33	13	176	39.4	1	1	5/43	33	1	11	11	0
*10/18	W	LARams	46	27	335	58.7	3	2	5/39	32	1	-1	-1	0
TOTALS			92	45	559	48.9	4	5	10/82	33	2	10	11	0

Detroit Lions

1991	W/L	Opponent	Att	Com	Yds	Pct.	TD	Int	Sak/Yd	Lg	Rush	Yds	Lg	TD
9/1	L	at Washington	0	0	0	0.0	0	0	0	0	0	0	0	0
9/8	W	Green Bay	Did Not Play											
9/15	W	Miami	Did Not Play											
9/22	W	at Indianapolis	2	2	27	100.0	1	0	0	16	0	0	0	0
9/29	W	Tampa Bay	0	0	0.0	0	0	0	0	0	0	0	0	0
10/6	W	Minnesota	Did Not Play											
10/20	L	at San Fran	3	0	0	0.0	0	0	0	0	0	0	0	0
10/27	W	Dallas	16	9	108	56.3	2	0	0	26	6	15	5	0
*11/3	L	at Chicago	40	19	218	47.5	1	2	3/15	23	0	0	0	0
*11/10	L	at Tampa Bay	30	20	248	66.7	0	2	4/22	42	1	1	1	1
*11/17	W	LA Rams	25	15	185	60.0	3	0	1/4	34	5	7	12	0
*11/24	W	at Minnesota	26	13	124	50.0	0	0	1/8	21	3	4	7	0
*11/28	W	Chicago	27	9	108	33.3	1	1	0	21	4	0	1	0
*12/8	W	NY Jets	31	18	235	58.1	1	1	0	73	7	-11	0	0
*12/15	W	at Green Bay	29	14	131	48.3	2	0	4/19	19	1	9	9	0
*12/22	W	at Buffalo	36	17	251	47.2	0	2	1/6	34	5	3	3	0
TOTALS			265	136	1635	51.3	11	8	14/74	73	35	26	12	1
*1/5	W	Dallas	38	29	341	76.3	3	0	1/4	32	0	0	0	0
*1/12	L	at Washington	33	21	249	63.6	1	1	4/26	26	4	4	3	0



The Players

Detroit Lions

<u>1992</u>	<u>W/L</u>	<u>Opponent</u>	<u>Att</u>	<u>Com</u>	<u>Yds</u>	<u>Pct.</u>	<u>TD</u>	<u>Int</u>	<u>Sak/Yd</u>	<u>Lg</u>	<u>Rush</u>	<u>Yds</u>	<u>Lg</u>	<u>TD</u>
9/6	L	at Chicago												
9/13	W	Minnesota												
9/20	L	at Washington												
9/27	L	Tampa Bay												
10/4	L	New Orleans												
10/15	L	at Minnesota	6	5	81	83.3	1	0	3/15	47	1	5	5	0
10/25	W	at Tampa Bay	5	3	28	60.0	0	0	0	13	1	-2	-2	0
11/1	L	Green Bay	5	3	33	60.0	0	0	0	14	0	0	0	0
11/8	L	Dallas	7	3	21	42.9	0	1	0	10	1	6	6	0
*11/15	L	at Pittsburgh	37	20	304	54.1	1	2	3/18	73	2	-4	0	0
*11/22	W	at Cincinnati	25	12	141	48.0	0	3	5/25	32	4	10	7	0
*11/26	L	Houston	21	12	163	57.1	2	2	4/22	77	3	19	11	0
12/6	L	at Green Bay												
12/13	W	Cleveland												
12/20	W	Chicago												
12/28	L	at San Francisco												
TOTALS			106	58	771	54.7	4	8	15/80	77	12	34	11	0

Detroit Lions

<u>1993</u>	<u>W/L</u>	<u>Opponent</u>	<u>Att</u>	<u>Com</u>	<u>Yds</u>	<u>Pct.</u>	<u>TD</u>	<u>Int</u>	<u>Sak/Yd</u>	<u>Lg</u>	<u>Rush</u>	<u>Yds</u>	<u>Lg</u>	<u>TD</u>
9/5	W	Atlanta												
9/12	W	at New England												
9/26	L	at New Orleans												
10/3	W	Phoenix												
10/10	L	at Tampa Bay	24	11	120	45.8	0	1	1/0	46	0	0	0	0
10/25	W	Seattle												
10/31	W	at LARams												
11/7	W	at Minnesota												
11/14	W	Tampa Bay												
11/21	L	at Green Bay												
11/25	L	Chicago												
12/5	L	Minnesota												
*12/12	W	at Phoenix	25	19	257	76.0	3	0	2/22	48	3	-2	0	0
*12/18	L	San Francisco	29	19	220	65.5	2	0	2/13	31	3	8	4	0
*12/26	W	at Chicago	31	23	223	74.2	2	1	0	23	4	-1	2	0
*1/2	W	Green Bay	29	15	182	51.7	1	1	0	24	0	0	0	0
TOTALS			138	87	1002	63.0	8	3	5/35	48	10	5	4	0
*1/8	L	Green Bay	31	22	248	70.9	1	2	0	31	1	1	1	0

Chicago Bears

<u>1994</u>	<u>W/L</u>	<u>Opponent</u>	<u>Att</u>	<u>Com</u>	<u>Yds</u>	<u>Pct.</u>	<u>TD</u>	<u>Int</u>	<u>Sak/Yd</u>	<u>Lg</u>	<u>Rush</u>	<u>Yds</u>	<u>Lg</u>	<u>TD</u>
*9/4	W	Tampa Bay	25	18	212	72.0	2	0	2/8	40	3	-1	2	0
*9/12	L	at Philadelphia	31	18	289	58.0	3	1	3/14	85	1	0	0	0



The Players

*9/18	L	Minnesota	35	27	261	77.1	1	1	3/17	34	1	-1	-1	0
9/25	W	at NY Jets												
10/2	W	Buffalo												
10/9	W	New Orleans												
*10/23	L	at Detroit	48	29	309	60.4	2	3	3/24	76	0	0	0	0
*10/31	L	Green Bay	10	5	34	50.0	0	2	2/13	11	1	0	0	0
11/6	W	at Tampa Bay												
11/13	W	at Miami												
11/20	W	Detroit												
11/27	W	at Arizona												
12/1	L	at Minnesota												
12/11	L	at Green Bay	9	2	24	22.2	0	1	1/9	15	0	0	0	0
12/18	W	LA Rams												
12/24	L	New England												
TOTALS			158	99	1,129	62.7	8	8	14/85	85	6	-2	2	0
1/1	W	at Minnesota												
1/7	L	at San Fran	28	19	161	67.8	1	0	4/31	20	0	0	0	0

Chicago Bears

<u>1995</u>	<u>W/L</u>	<u>Opponent</u>	<u>Att</u>	<u>Com</u>	<u>Yds</u>	<u>Pct.</u>	<u>TD</u>	<u>Int</u>	<u>Sak/Yd</u>	<u>Lg</u>	<u>Rush</u>	<u>Yds</u>	<u>Lg</u>	<u>TD</u>
*9/3	W	Minnesota	28	19	262	67.8	3	1	1/8	73	1	2	2	0
*9/11	L	Green Bay	25	15	162	60.0	1	1	2/11	42	2	-2	0	0
*9/17	W	at Tampa Bay	38	18	207	47.3	0	0	0	23	1	-1	0	0
*9/24	L	at St. Louis	38	27	317	71.0	4	0	0	49	3	6	4	0
*10/8	W	Carolina	41	23	259	56.1	3	0	1/10	41	2	4	5	0
*10/15	W	at Jacksonville	29	17	245	58.6	3	0	0	46	3	2	2	0
*10/22	W	Houston	41	24	349	58.5	2	2	0	76	5	-2	1	0
*10/30	W	at Minnesota	25	18	231	72.0	2	0	0	48	3	-3	-1	0
*11/5	L	Pittsburgh	28	15	228	53.5	3	3	1/5	46	1	1	1	0
*11/12	L	at Green Bay	38	23	318	60.5	2	1	2/14	46	2	2	2	0
*11/19	L	Detroit	26	17	231	65.3	1	1	0	51	2	2	1	1
*11/26	W	at NY Giants	38	25	268	65.7	2	0	1/2	28	1	2	2	0
*12/4	L	Detroit	33	21	140	63.6	0	0	4/32	19	3	11	5	0
*12/10	L	at Cincinnati	36	18	196	50.0	0	0	3/13	47	2	4	2	0
*12/17	W	Tampa Bay	28	20	256	71.4	1	0	0	47	2	1	2	0
*12/24	W	Philadelphia	30	15	169	50.0	2	1	0	27	2	10	11	0
TOTALS			522	315	3,838	60.3	29	10	15/95	76	35	39	11	1

Chicago Bears

<u>1996</u>	<u>W/L</u>	<u>Opponent</u>	<u>Att</u>	<u>Com</u>	<u>Yds</u>	<u>Pct.</u>	<u>TD</u>	<u>Int</u>	<u>Sak/Yd</u>	<u>Lg</u>	<u>Rush</u>	<u>Yds</u>	<u>Lg</u>	<u>TD</u>
*9/2	W	Dallas	27	12	133	44.4	0	1	0-0	37	4	0	0	0
*9/8	L	at Washington	37	20	188	54.0	0	1	4-32	24	1	-1	-1	0
*9/15	L	Minnesota	40	18	199	45.0	1	3	1-8	24	0	0	0	0
*9/22	L	at Detroit	46	23	261	30.0	2	1	2-13	58	3	5	3	0
9/29		Oakland												

Did Not Play - Neck



The Players

10/6	Green Bay	Did Not Play – Neck
10/13	at New Orleans	Did Not Play – Neck
10/28	at Minnesota	Injured Reserve
11/3	Tampa Bay	Injured Reserve
11/10	at Denver	Injured Reserve
11/17	at Kansas City	Injured Reserve
11/24	Detroit	Injured Reserve
12/1	at Green Bay	Injured Reserve
12/8	St. Louis	Injured Reserve
12/14	San Diego	Injured Reserve
12/22	at Tampa Bay	Injured Reserve
TOTALS		150 73 781 48.7 3 6 7-53 58 8 4 3 0

Chicago Bears

<u>1997</u>	<u>W/L</u>	<u>Opponent</u>	<u>Att</u>	<u>Com</u>	<u>Yds</u>	<u>Pct.</u>	<u>TD</u>	<u>Int</u>	<u>Sak/Yd</u>	<u>Lg</u>	<u>Rush</u>	<u>Yds</u>	<u>Lg</u>	<u>TD</u>
*9/1	L	at Green Bay	41	17	192	41.5	1	2	3/20	22	1	1	1	0
*9/7	L	Minnesota	36	21	174	58.3	2	0	2/16	25	1	3	3	0
*9/14	L	Detroit	19	11	128	57.9	0	0	2/13	18	1	0	0	0
9/21		at New England	Did Not Play											
9/28	L	at Dallas	16	7	57	43.7	0	1	1/7	14	0	0	0	0
10/5	L	New Orleans	20	12	131	60.0	0	0	2/8	21	1	1	1	1
*10/12	L	Green Bay	35	22	232	62.9	1	2	0	37	3	5	3	1
*10/27	W	at Miami	50	32	343	64.0	2	0	1/7	54	4	2	2	0
*11/2	L	Washington	37	21	237	56.8	1	1	2/13	31	3	19	15	0
*11/9	L	at Minnesota	35	23	256	65.7	1	1	2/5	59	2	-3	1	0
*11/16	L	New York Jets	60	32	354	53.3	2	3	4/39	25	1	10	10	0
*11/23	W	Tampa Bay	28	15	110	53.6	0	0	0	14	4	42	31	0
*11/27	L	at Detroit	26	13	259	50.0	1	0	2/6	78	4	3	4	0
*12/7	W	Buffalo	33	23	270	69.7	2	2	1/7	42	1	1	1	0
*12/14	W	at St. Louis	22	14	186	63.6	1	1	0	55	1	1	1	0
*12/21	L	at Tampa Bay	19	12	82	63.2	0	1	2/8	13	1	-1	-1	0
TOTALS			477	275	3,011	57.7	14	14	25/149	78	28	84	31	2

Chicago Bears


<u>1998</u>	<u>W/L</u>	<u>Opponent</u>	<u>Att</u>	<u>Com</u>	<u>Yds</u>	<u>Pct.</u>	<u>TD</u>	<u>Int</u>	<u>Sak/Yd</u>	<u>Lg</u>	<u>Rush</u>	<u>Yds</u>	<u>Lg</u>	<u>TD</u>
*9/6	L	Jacksonville	27	16	189	59.3	0	0	0	43	2	3	4	0
*9/13	L	at Pittsburgh	33	18	194	54.5	1	1	1/4	54	0	0	0	0
*9/20	L	at Tampa Bay	32	19	169	59.4	0	0	0	47	0	0	0	0
*9/27	L	Minnesota	39	25	372	64.1	4	1	1/11	44	0	0	0	0
*10/4	W	Detroit	37	26	275	70.3	2	0	2/13	37	5	3	3	1
*10/11	L	at Arizona	28	16	247	57.1	1	4	2/24	79t	1	2	2	0
*10/18	W	Dallas	30	18	233	60.0	1	1	3/13	31	2	0	1	0
*10/25	W	at Tennessee	24	13	144	54.2	0	0	1/6	18	3	9	8	0
11/8		vs St. Louis	3QB											
11/15		at Detroit	3QB											



The Players


11/22	at Atlanta	3QB																	
11/29	Tampa Bay	3QB																	
12/6	at Minnesota	Injured Reserve																	
12/13	at Green Bay	Injured Reserve																	
12/20	Baltimore	Injured Reserve																	
12/27	Green Bay	Injured Reserve																	
TOTALS			250	151	1,823	60.4	9	7	10/71	79t	13	17	8	1					

(* Denotes Kramer started the game.)





The Players



OLIN KREUTZ

Center

6-2 295

June 9, 1977

Washington

Bear season: 2 NFL Season: 2

Acquired in 3rd round of 1998 draft



PRO CAREER: Started final game of 1998 at center after alternating with Casey Wiegmann at the position for the second half of the season.

1998 SEASON: Played in nine games as a rookie, starting one...Saw action at both center and guard...Inactive for first three weeks of season and Week 6...Saw first NFL action subbing for injured Todd Perry at left guard vs Dal (10/18)...Played on special teams and at center on team's final drive at Det (11/15)...Played center for half of game vs TB (11/29); Played right guard in second quarter due to Villarrial injury...Made first career start vs GB (12/27) playing first and third quarters...Originally drafted in the third round (64th overall) by Chicago. **Games played-started:** 9-1

COLLEGIATE, PERSONAL: Two-year starter for Washington at center who entered draft following junior season...Earned first-team all-Pac Ten honors each of the last two seasons...All-American selection by *Football News* and *Sporting News* after junior year...First-team all Pac-Ten...Started every game and was graded by coaches as the team's top offensive lineman...Did not allow sack or pressure in 10 of 11 games...Recovered fumble for touchdown vs. Oregon...All Pac-Ten first team selection as a sophomore...One of two offensive linemen to start every game for Huskies...Delivered team-high 90 "knockdown" blocks and graded highest of team's offensive lineman...Only true freshman to see playing time in 1995...Appeared in every game, except season opener, as second-team center...All-state first-team selection and Super Prep all-American at Honolulu's St. Louis High...Team captain as senior...Played center, guard and tackle during prep career...Also won state heavyweight wrestling title and competed as shot putter...Sociology major...Born and raised in Honolulu.

Kreutz' Pro Stats

Games-Starts: 9-1 — 1998 (9-1)

ALLEN'S SPARK

Chicago Bears running back **James Allen** provided a major spark late in the season, as the Bears beat Baltimore 24-3 on 12-20-98 at Soldier Field. In his first career start, Allen rushed for 163 yards and his first career score on 23 carries. He had the Bears' longest and second-longest scampers of the season in his first half as a starter (57 and 54 yard runs), and his 163 yards are tied for 17th in the team's single game rushing annals. Only four running backs have ever run for more yards in one game in a Chicago uniform: Walter Payton (11 times), Gale Sayers (3 times), Rick Casares (once), and Willie Galimore (once). It was the only 100-yard rushing game of the season for the Bears.



The Players

PATRICK MANNELLY



Tackle/Long Snapper

6-5 285

March 18, 1975

Duke

Bear season: 2 NFL Season: 2

Acquired in 6th round of 1998 draft



PRO CAREER: One of three rookies (Alonzo Mayes and Tony Parrish) to play in every game for Chicago in 1998...Long snapped on every punt, PAT and field goal attempt as a rookie.

1998 SEASON: Played in every game as a rookie...Snapped every field goal, PAT and punt in 16 games...Tied for sixth with 11 special teams tackles...Eight solo stops on special teams tied for second on team...Made NFL debut in Season Opener vs Jax (9/6)...Recorded two special teams stops at Ariz (10/11)...Recorded two special teams stops at GB (12/12)...Originally drafted in sixth round (189th overall) by Chicago. **Games played-started:** 16-0

COLLEGIATE, PERSONAL: Fifth-year senior who was two-year starter on Duke's offensive line...Blue Devil's long snapper since freshman season (1993)...Steady performer at left tackle after taking medical redshirt as fifth-year senior...Played one game (Army) in 1996 before infected lymph nodes caused him to miss the remainder of season...Was a projected pre-season all-ACC selection...Moved from defensive line to offensive line prior to junior season...Started all 11 games at left guard as a junior...Established himself as one of league's best blockers...Played in all 12 games as deep snapper and reserve defensive end as a sophomore...Switched to offensive line following regular season prior to team's Hall of Fame Bowl appearance...Played in all 11 games as team's deep snapper as a freshman...Atlanta area "Lineman of the Year" at Marist High in Marietta, GA...Three letters in football, two in basketball...Played in Georgia-Florida all-star game...Brother, Bernard, played football at Notre Dame from 1988-92...History Major...Married (Tamara).

Mannelly's Pro Stats

Games-Starts: 16-0 — 1998 (16-0)

GLYN'S PROFITABLE RETURNS

The Bears completed a quiet trade with Green Bay during the week before the '98 season began, acquiring return man **Glyn Milburn** for a 7th-round choice. By season's end, Milburn ranked seventh on the Bears' all-time kickoff return yardage list, as he had perhaps the best single season KOR numbers in team annals: 62 kickoff returns for 1,550 yards (NFL highs in '98) and two TDs. His 88-yard return for a score against Jacksonville on Opening Day was the first return touchdown of his career. At Tampa Bay, he returned a punt 93-yards for a score, the third longest in Chicago history, as part of a third-best-ever 106-yard punt return yardage afternoon. On 12-13-98 at Lambeau Field, Milburn took a Packer kickoff 94-yards for a TD. He now owns two of the four best KOR yardage days in franchise history: 197 yards vs. Jax 9-6-98, and 202 at Green Bay 12-13-98. His 25.0 KOR average ranks third all-time behind only Gale Sayers (NFL record 30.6) and Ron Smith (26.6), and he is the third Bears return man to bring back at least two kickoffs for TDs in a single season (Sayers 2 in '66 and 3 in '67, and Cecil Turner 4 in 1970).



The Players



SHANE MATTHEWS

Quarterback

6-3 196

June 1, 1970

Florida

Bear season: 4 NFL Season: 6

Acquired as free agent in 1999



PRO CAREER: Enters sixth season in the NFL, serving mostly as a third quarterback...Spent 1997-98 with Carolina after spending periods of first four years with Chicago.

1998 SEASON: Served as Carolina's back-up quarterback for final 12 games of season, but did not see playing time...Designated third quarterback for first four games of season. **Games played-started:** 0-0

PREVIOUS SEASONS: **1997** — Served as back-up quarterback for first two games of season before being waived (9/17)...Re-signed with Panthers (10/16) and served as third quarterback for remaining 11 games...Originally signed with club as a free agent (8/24). **1996** — Appeared in only two games of NFL career...Originally waived by Bears in training camp, but later resigned prior to Week 7...Served as back-up quarterback for next seven games...Saw first NFL action vs StL (12/8), but did not attempt a pass...Did not play following week vs SD (12/14)...Completed 13 of 17 passes for 158 yards and a touchdown in fourth quarter at TB (12/22); Also ran for a touchdown. **1995** — Inactive for first two games of season before being waived by Bears (9/15). **1994** — Inactive for 14 games and both playoff games for Chicago...Active vs Buf (10/2) and vs NO (10/9), but did not play. **1993** — Waived by Bears after training camp, but signed to practice squad (9/1)...Signed to Chicago's active roster (10/8) and served as the third quarterback for remaining 12 games...Originally signed by Chicago as an undrafted free agent (4/29).

COLLEGIATE, PERSONAL: Set 50 University of Florida records and 19 SEC marks in his three years at quarterback...Finished career with 9,287 yards passing on 1,202 attempts with 74 touchdowns...Led Gators to 28-8 record as a starter, including 19-4 in the SEC and 18-0 at home...Led Florida to SEC Championships in 1990 and 1991, earning SEC Player of the Year honors in each season...Finished fifth in Heisman Trophy balloting as a junior...Mississippi Player of the year as a senior at Pascagoula High...Later named to school's hall of fame...An avid golfer, Shane won the 1997 CGA Chicago Golf Classic on the Celebrity Golf Association Tour...Married (Stephanie)...Daughter (Brooke).

Matthews' Pro Stats

	Att	Cmp	Yds	Pct	Lg	TD	Int	Rate	Rush	Yds	Avg	Lg	TD	G-GS
1993 Bears	0	0	0	0	0	0	0	0	0	0	0	0	0	0
1994 Bears	0	0	0	0	0	0	0	0	0	0	0	0	0	0
1996 Bears	17	13	158	76.5	26	1	0	124.1	1	2	2.0	2	1	2-0
1997 Carolina	0	0	0	0	0	0	0	0	0	0	0	0	0	0
1998 Carolina	0	0	0	0	0	0	0	0	0	0	0	0	0	0
Career	17	13	158	76.5	26	1	0	124.1	1	2	2.0	2	1	2-0





The Players

ALONZO MAYES



Tight End

6-4 268

June 4, 1975

Oklahoma State

Bear season: 2 NFL Season: 2

Acquired in 4th round of 1998 draft



PRO CAREER: First offensive rookie to start every game since Troy Auzenne in 1992.

1998 SEASON: Started every game as a rookie for Chicago...Finished seventh on team with 21 catches for 217 yards...Had eight multi-catch performances...Recorded first NFL catch at Pit (9/13) where he caught two balls for 12 yards...Career-high four catches for 57 yards with a long of 22 vs Dal (10/18)...Grabbed two catches in each of the last two games...Originally drafted in the fourth round (94th overall) by Chicago. **Games played-started:** 16-16

COLLEGIATE, PERSONAL: Three-year starter for Oklahoma State who caught 91 passes and 14 TD's in final three seasons...Twice named all-Big 12...Ranks 7th on the school's all-time receiving list with 97 receptions for 1,372 yards...All-American first-team selection by the Football Writers Association after senior season...All Big 12 first-team selection...Missed final four games of season with shoulder separation, but still led team with 29 receptions for 424 yards (14.6 avg) and 7 TD's...Honorable mention all-American and first-team all-Big 12 choice by the Associated Press as a junior...Caught 30 passes for 512 yards, most receiving yards by tight end in school history...Also played in seven games for OSU basketball team in '96-97 when injuries depleted squad...Started eight games, including the final seven as a sophomore...Led team with 32 catches for 421 yards (13.2 avg) and four TD's...Career-high 10 catches for 125 yards and 1 TD vs. Kansas...10 receptions is third best in OSU annals and best since 1969...Appeared in 10 games as reserve tight end as a freshman...Enrolled in Rose State JC before attending OSU...Super Prep All-Midlands and all-state choice at Douglass High in Oklahoma City...Physical education major.

Mayes' Pro Stats

	Rec	Yds	Avg	Lg	TD	G-GS
1998	21	217	10.3	22	0	16-16
Career	21	217	10.3	22	0	16-16

Mayes' Single Game Highs

Receptions: 4 vs Dal (10/18) Rec. yards: 57 vs Dal (10/18)
Long rec: 22 vs Dal (10/18)

CHICAGO BEARS FAN CONVENTION

The Chicago Bears hosted the second annual Chicago Bears Fan Convention on February 26-28, 1999, at the Chicago Hilton & Towers on south Michigan Avenue in Chicago. Once again, Bears fans from all over the country made the convention a great success. The date is set for the Third Annual Fan Convention:


February 18-20, 2000 Chicago Hilton & Towers

The 2000 version will include 40 current and former Bear players, seminars and discussion groups, autograph stages with personalities past and present, exhibition halls filled with Bears memorabilia, products, and apparel, kickoff and closing parties, the Nike NFL Youth Area, and interactive games for big and little Bear fans alike.

Fans can already make their plans for the 2000 Bears Fan Convention by reserving a room at the Hilton & Towers at 312 / 922 - 4400 with the special Chicago Bears Convention rate, or by contacting the Chicago Bears Fan Club (800 / 790 - BEAR) for passes to the event.



The Players



RICARDO McDONALD

Linebacker

6-2 252

November 8, 1969

Pittsburgh

Bear season: 2 NFL Season: 8

Acquired as unrestricted free agent in 1998



PRO CAREER: Started 14 games at strong side linebacker for Bears in 1998...Signed with Bears in 1998 off-season (5/12/98)...Played six years at Cincinnati...Started 81 of 88 games played in the NFL...Played both defensive end and outside linebacker in 4-3 set and inside linebacker in 3-4 set...Underwent reconstructive knee surgery in 1993 after tearing left anterior cruciate ligament.

1998 SEASON: Finished ninth on Bears defense with 57 tackles...Finished season with career-highs in forced fumbles (2) and passes defended (4)...Added one sack...Season-high eight tackles, six solo, at TB (9/20)...Broke up two passes vs Det (10/4)...Recorded six tackles, four solo, with a pass break-up at Ten (10/25)...Recorded six tackles at GB (12/13)...Recorded three tackles including his first sack of the season vs Balt (12/20); strained right hamstring in third quarter...Placed on injured reserve (12/22) before final game of the season with injured hamstring. **Games played-started:** 15-14

PREVIOUS SEASONS: 1997 — Finished third on Bengals with 64 tackles despite missing three games...Switched from outside linebacker to inside backer as the defense changed to a 3-4 set...Teams leading tackler for first eight games before injuring knee...Tied for team lead with eight stops in season opener vs Arz (8/31)...Led team with season-high 10 tackles at Den (9/21)...Team leader following week with nine stops and a pass defense vs NYJ (9/28)...Recorded seven tackles at Ten (10/12)...Recorded four tackles and a pass defense before spraining medial collateral ligament in right knee at NYG (10/26)...Inactive following week with injury...Recorded lone sack of season at Ind (11/9) playing in a reserve role due to injury...Returned to starting line-up at Pit (11/16) collecting two tackles...Inactive vs Jax (11/23) due to knee...Started next three contests before sitting out season finale vs Bal (12/21) with bronchitis. **1996** — Finished second on team with five sacks (32 yards)...Played in all 16 games, starting 15, and recorded 64 tackles...Opened season with six tackles at StL (9/1)...Recorded five tackles and a sack vs Den (9/29)...One sack and four solo stops vs Hou (10/6)...Season-high two sacks and five tackles at SF (10/20)...Recorded six tackles and a sack vs Pit (11/10)...Played through hip pointer to notch five tackles at Hou (12/15)...Led team with season-high nine tackles vs Ind (12/22). **1995** — Led linebackers with five sacks on season...Started all 16 games finishing with 64 tackles...Played right linebacker for first 11 games before switching to left side for final five starts replacing injured James Francis...Season-high seven tackles at Ind (9/3)...Recorded one sack and recovered a fumble vs Jax (9/10)...Career-high three sacks and a forced fumble at TB (10/8). **1994** — Returned to playing field after recovering from reconstructive knee surgery in 1993...Started all 13 games he played in...Finished with 45 tackles, one sack and a forced fumble...Inactive first two games of season finishing rehabilitation...Returned to starting line-up vs NE (9/18) and started next four games...Led linebackers with seven tackles and a sack at Pit (10/16)...Inactive vs Dal (10/30) because of knee...Recorded six tackles at NYG (12/11). **1993** — Finished second on team with career-high 102 tackles despite missing final two games of season...Started first seven games at inside linebacker...Played as a reserve in Weeks 8 and 9...Returned to starting line-up in Games 10-14...Recorded 11 stops in win over Raiders (11/28)...Career-high 12 tackles vs NE (12/12)...Tore left ACL vs Rams (12/19)...Placed on injured reserve 12/24. **1992** — Played in all 16 games, starting 13, as a rookie...Finished second on team with 95 tackles along with one interception, a forced fumble and a fumble recovery...Started first game at GB (9/20) recording 10 tackles...First career interception at Chi (11/8)...Recorded 10 tackles at SD (12/13)...Originally drafted in the fourth round by Cincinnati (88th overall).

COLLEGIATE, PERSONAL: All-American and team captain as a senior at Pitt...Started as a freshman and recorded 357 tackles over collegiate career...Attended Patterson's Eastside High in New



The Players

Jersey...Twin brother, Devon, played linebacker for Indianapolis (1993-95) and Arizona (1996)...Born in Kingston, Jamaica and moved to Paterson, NJ at age 12...Originally aspired to be a cricket player as a child in Jamaica...Goes by Rico...Married (Tammara).

McDonald's Pro Stats

		Int-Yds	Tkls-Solo	Force	Fum	Rec	Pass Def	Sack-Yds	G-GS
1992	Cincinnati	1-0	95-71	1	1	2	0	16-13	
1993	Cincinnati	0	102-87	1	0	2	1-5	14-12	
1994	Cincinnati	0	45-30	1	0	0	1-3	13-13	
1995	Cincinnati	0	64-47	1	1	1	5-17	16-16	
1996	Cincinnati	0	64-40	1	0	1	5-32	16-15	
1997	Cincinnati	0	64-50	0	0	3	1-5	13-12	
1998	Bears	0	57-36	2	0	4	1-24	15-13	
Career		1-0	491-361	7	2	13	14-86	103-94	

McDonald's Single Game Highs

Tackles: 12 vs NE (12/12/93)

Sacks: 3 at TB (10/8/95)

Pass Defensed: 2 vs Det (10/4/98)

RECORDS ON ARTIFICIAL TURF


Since their first game on artificial turf on September 19, 1971, the Bears have compiled a 125-112-1 record on turf. The franchise has played on turf in 21 stadiums — including Soldier Field, which had artificial grass from 1971 through the 1987 season. Last year, the Bears won their first-ever contest at Vanderbilt Stadium in Nashville, Tennessee, home of the Oilers / Titans, and lost to the Falcons in their first-ever contest at Atlanta's Georgia Dome.

Atlanta	*Georgia Dome	0-1	
Buffalo	Rich Stadium	1-2	
Chicago	Soldier Field (1971-87)	76-50-1	(4-3 in playoffs)
Cincinnati	Cinergy Field (Riverfront)	1-1	
Dallas	Texas Stadium	3-5	(0-1 in playoffs)
Detroit	*Silverdome	9-14	
Houston	*Astrodome	1-2	
Indianapolis	*RCA Dome	2-0	
Kansas City	Arrowhead Stadium	2-2	
Minnesota	*H.H.H. Metrodome	7-10	(1-0 in playoffs)
New England	Foxboro	0-1	
New Orleans	*SuperDome	3-4	(1-0, Super Bowl)
NY Giants	Giants Stadium	2-1	
NY Jets	Giants Stadium	2-0	
Philadelphia	Veterans Stadium	4-2	(0-1 in playoffs)
Pittsburgh	Three Rivers Stadium	1-3	
San Francisco	3-Com Candlestick Park	1-3	
Seattle	*Kingdome	1-2	
St. Louis	Busch Stadium	1-2	
St. Louis	*Trans World Dome	1-0	
Tennessee	Vanderbilt Stadium	0-1	
Total		119-107-1	(6-5 in playoffs)

* Indicates "domed" stadium, which does not include a 12/18/32 game in Chicago Stadium played on grass (dirt) brought into the stadium. Bears dome record is 24-34, including 3-0 in the playoffs.



The Players



GLYN MILBURN

Running Back/Kick Returner


5-8 174

February 19, 1971

Stanford

Bear season: 2 NFL Season: 7

Acquired via trade with Green Bay in 1998



PRO CAREER: Rewrote Bears record books in first season with all-time season highs in kickoff returns (62) and yards (1,550) in 1998...Returned three kicks for touchdowns...Arrived in Chicago (8/29/98) from Green Bay via trade (1999 seventh-round pick) prior to 1998 season...Traded to Green Bay from Detroit (4/23/98) in exchange for a conditional 1999 draft pick...One of NFL's top return men, earning Pro Bowl honors in 1995 when he led the NFL with a 27 yard average on kickoff returns...Plays running back, wide receiver in addition to returning punts and kickoffs...Has not missed a game in NFL career, playing in 96 straight contests...Has played with Detroit (1996-97) and Denver (1993-95) in addition to Packers.

1998 SEASON: Set four single-game career-highs including most punt return yards (106), long punt return (93), most kickoff return yards (202) and longest kickoff return (94)...Only kick returner in NFL to finish among Conference top five in both punt and kickoff returns...Ranked 4th in NFC (8th in NFL) in punt returns with an 11.6 yard average...Finished 5th in NFC (10th in NFL) in kickoff returns with a 25.0 yard average...Returned two kickoffs and a punt for touchdowns, career firsts for each...First Bears to return a kickoff and punt for a touchdown in the same season since Ike Hill (1973)...Voted Pro Bowl alternate as a kick returner...Returned kickoff 88 yards for first career touchdown return in Season Opener vs Jax (9/6); Finished afternoon with 197 yards on five kick returns...Returned two punts for 106 yards including a 93-yarder for a touchdown, the first of his career, at TB (9/20)...Set up game winning drive with 47 yard kickoff return in fourth quarter at Ten (10/25)...Returned six kickoffs for 202 yards including career-long 94-yard touchdown return at GB (12/13)...Season-high two rushes for three yards and two catches for 19 yards vs Balt (12/20)...Signed three-year contract extension during middle of season (11/2). **Games played-started:** 16-1

PREVIOUS SEASONS: 1997 — Played in all 16 regular-season games with one start for Detroit, also seeing action in the Lions' playoff loss at Tampa Bay...Began the year as the club's third receiver, but became solely a return man later in the season...Named as an alternate to the NFC Pro Bowl squad as a kick returner...Finished the season with 5 receptions for 77 yards (15.4 avg)...Ranked sixth in the NFC in kickoff returns, averaging 23.9 yards on 55 runbacks, while finishing 10th in the conference in punt returns (47 for 433 yards)...Caught a season-long 43-yard pass in opener vs Atl (8/31)...Season-high two receptions vs TB (9/7)...Lone start of the season came at NO (9/21) as Lions opened the game with three receivers...Season-long 40-yard punt return at TB (10/12)...Posted season-high 189 kickoff return yards (on 5 attempts) vs Chi (11/27)...Returned five kickoffs for 140 yards (28.0 avg.) in wild-card playoff loss at TB (12/28). **1996**— Served primarily as a kick returner while playing in all 16 games in his first season with Detroit after being acquired in an off-season trade...Set a club single-season record for most kickoff return yards (1,627) and most kickoff returns (64)...Finished fourth in the NFC (fifth in the NFL) with a 25.4-yard kickoff return average...Had his longest punt return of the season (33 yards) vs Atl (10/6), setting up Detroit's first touchdown...Season-long 65-yard kickoff return vs NYG (10/27); he also averaged a season-high 35.8 yards per kickoff return in the game...Compiled a season-high 148 kickoff return yards on five runbacks (29.6 avg.) at SD (11/11)...Joined the Lions in an April 12 trade with Denver. **1995**— Named to the AFC Pro Bowl squad as a kick return specialist in his final season with the Broncos...Saw action in all 16 games as a return man, wide receiver and tailback...Led the NFL with a 27.0-yard kickoff return average, returning 47 for 1,269 yards...Also averaged 11.4 yards on (31) punt returns, third in the AFC and fifth in the NFL...Along with the Redskins' Brian Mitchell, was one of only two players to rank among the top five in the NFL in both kickoff and punt return average...Named first-team All-Pro as a kick returner by *The Sporting News*...Second-team



The Players

All-Pro honors from the Associated Press and *College & Pro Football Newsweekly*...All-AFC pick of *Pro Football Weekly* and *Football News*...Earned AFC 'Special Teams Player of the Week' honors for his performance against SD (11/19), when he totaled 177 yards on 4 kickoff returns (44.3 avg.) and added 20 yards on 2 punt returns...Opened the game against the Chargers with a then career-long 86-yard kickoff return...Recorded 178 kickoff return yards (seven returns) at Hou (11/26)...Set an NFL record with 404 total yards vs Sea (12/10) as he rushed a career-high 18 times for a career-best 131 yards (7.3 avg.), his only 100-yard rushing performance as a pro; Caught five passes for 45 yards, returned five punts for a season-high 95 yards (19.0 avg.) and brought back five kickoffs for 133 yards (26.6 avg.)...Accounted for 193 total yards at Phi (11/12), when he had five kickoff returns for 140 yards (28.0 avg.), caught four passes for 23 yards and rushed twice for 30 yards...Made his only start of the season at tailback at KC (12/17), replacing an injured Terrell Davis, and totaled 114 all-purpose yards. **1994**— Played in all 16 games with three starts for Denver...Compiled 1,818 all-purpose yards, including 201 rushing on 58 attempts, 549 receiving on a career-high 77 receptions, 793 on 37 kickoff returns and 379 on 41 punt returns...His 77 catches were the most by an NFL running back in '94 and the most ever in one season by a Broncos running back...Finished sixth in the AFC with a 9.2-yard punt return average... Set career highs for receptions (9) and receiving yards (85) vs the LA Raiders (9/18)...Posted 202 total yards and scored on a 20-yard reception at LA Rams (11/6)... Scored the lone rushing touchdown of his pro career at SF (12/17) on an 11-yard run. **1993**— Played in all 16 regular-season games for Broncos, starting two, he also saw action in the club's playoff loss at the LA Raiders...Put together a solid rookie season as he gained 1,125 total yards...Rushed for 231 yards on 52 attempts, caught 38 passes for 300 yards and 3 touchdowns, averaged 10.6 yards on 40 punt returns (fifth in the AFC and eighth in the NFL) and returned 12 kickoffs for 188 yards...Accounted for 148 all-purpose yards in his first NFL game at NYJ (9/5), including a career-long 50-yard reception, a 36-yard punt return and a 25-yard touchdown catch...Caught a season-high 8 passes at KC (9/20)...Gained a season-high 173 total yards vs Min (11/14) and 129 all-purpose yards in the postseason vs. the Raiders (1/9/94)...Drafted in the second round (43rd overall) by Denver in 1993.

COLLEGIATE, PERSONAL: Three-year starter and letterman (1990-92) for Stanford after beginning his collegiate career at the University of Oklahoma (1988)...Totaled 25 touchdowns and 6,363 yards - 2,387 rushing, 1,512 receiving, 1,161 on punt returns and 1,303 on kickoff returns - between the two schools, including 6,049 at Stanford...Sat out redshirt season in 1989 following his transfer...As a senior, ran for a career-high 851 yards and 8 touchdowns while averaging 4.8 yards per carry, caught 37 passes for 405 yards and 2 TDs, returned 15 kickoffs for 316 yards and averaged 17.3 yards on punt returns (34 for 589 yards)...Garnered first-team all-America recognition from the Associated Press...Was the first player in Stanford history to return 3 punts for TDs in one season when he did so in 1992, a feat which was just one shy of the NCAA record, and left with the school's career record for punt return touchdowns (4)...Second-team all-conference choice in 1991, when he averaged 137.6 all-purpose yards per game...Set a school mark with 2,222 all-purpose yards in 1990...Received honorable mention on the all-America teams of AP, United Press International and *Football News*...Also was a member of the Cardinal track team his first two years at Stanford...Attended Santa Monica (Calif.) High School, where he was a prep All-America selection in football by SuperPrep and *USA Today* (second team)...Earned California 'Offensive Player of the Year' honors from the Los Angeles Times and 'Best of the West' recognition from the Long Beach Press Telegram...Set state prep records for rushing yards (2,718) and rushing touchdowns (38) as a 1987 senior...His first high school carry went for a 65-yard touchdown...Earned three letters in football (as a running back and cornerback) and track, plus one in basketball...Cousin, Rod Milburn, won a gold medal at the 1972 Olympics in Munich, Germany, in the 110-meter high hurdles...Worked as an investment analyst in 1997 off-season at Bodri Capital, an investment firm in Palo Alto, Calif...Previously had worked in the operations department of Direct Gas Supply, a Houston petroleum company, during the 1995-96 off-seasons...Participated in the Presidential Inauguration Committee in 1996, his efforts included on-site work the day that President Clinton was sworn in for a second term...Community oriented, among the groups he has been involved with are Special Olympics, the American Diabetes Foundation, Kiwanis Club, Optimists Club, Athletes in Action and Champions for Christ...Earned a B.A. degree in public policy...Single.



The Players

Milburn's Pro Stats

	KOR	Yds	Avg	Lg	TD	PR	Yds	Avg	Lg	TD	G-GS
1993 Denver	12	188	15.7	26	0	40	425	10.6	54	0	16-2
1994 Denver	37	793	21.4	40	0	41	379	9.2	44	0	16-3
1995 Denver	47	1,269	27.0	86	0	31	354	11.4	44	0	16-1
1996 Detroit	64	1,627	25.4	65	0	34	284	8.4	33	0	16-0
1997 Detroit	55	1,315	23.9	69	0	47	433	9.2	40	0	16-1
1998 Bears	62	1,550	25.0	94t	2	25	291	11.6	93t	1	16-1
Career	277	6,742	24.3	94t	2	218	2,166	9.9	93t	1	96-8

Playoffs	11	225	20.5	50	0	5	43	8.6	18	0	2-0
----------	----	-----	------	----	---	---	----	-----	----	---	-----

	Rush	Yds	Avg	Lg	TD	Rec	Yds	Avg	Lg	TD
1993 Denver	52	231	4.4	26	0	38	300	7.9	50	3
1994 Denver	58	201	3.5	20	1	77	549	7.1	33	3
1995 Denver	49	266	5.4	29	0	22	191	8.7	23	0
1996 Detroit	0	0	0.0	0	0	0	0	0.0	0	0
1997 Detroit	0	0	0.0	0	0	5	77	15.4	4	0
1998 Bears	4	8	2.0	3	0	4	37	9.3	13	0
Career	163	706	4.3	29	1	146	1,154	7.9	50	6

Playoffs	2	-2	-1.0	1	0	5	8	1.6	6	0
----------	---	----	------	---	---	---	---	-----	---	---

Milburn's Single Game Highs

Rush Attempts: 18 vs Sea (12/10/95)

Rush Yards: 131 vs Sea (12/10/95)

Long Rush: 29 vs Sea (12/10/95)

Rush TDs: 1 at SF (12/17/94)

Punt Returns: 5 Last: at Pit (9/13/98)

Pnt Ret. Yards: 106 at TB (12/20/98)

Long Punt Ret: 93t at TB (12/20/98)

Receptions: 9 vs LA Raid (9/18/94)

Receiving Yards: 85 vs LA Raid (9/18/94)

Long Reception: 50 at NYJ (9/5/93)

Rec. TDs: 1 Last: at LARams (11/6/94)

Kickoff Returns: 7 at LA Rai (12/11/94)

Kickoff Ret. Yards: 202 at GB (12/13/98)

Long Kickoff Ret: 94 at GB (12/13/98)

KRAMER'S TD TOSSES

Last year, Fabien Bownes and Marcus Robinson caught their first career scoring passes from Bears QB Erik Kramer, in the same game (31-27 comeback win over Detroit 10-4-98), becoming the 15th and 16th Bears players to grab a Kramer scoring pass. In his five years in Chicago, #12 has now connected with 16 different players for 64 touchdowns. The breakdown:

Player	Position	TDs	Yards (listed chronologically)
Curtis Conway	WR	16	22, 85, 73, 5, 20, 41, 10, 6, 46, 76, 48, 6, 21, 46, 58, 55
Ricky Proehl	WR	7	22, 25, 2, 59, 5, 78, 3
Keith Jennings	TE	6	2, 15, 1, 5, 13, 1
Jeff Graham	WR	5	76, 47, 18, 6, 47
Jim Flanigan	DT	4	2*, 2, 4, 1
Bobby Engram	WR	7	5, 6, 8, <u>54</u> , <u>33</u> , <u>4</u> , <u>79</u>
Chris Penn	WR	5	22, 25, 5, <u>23</u> , <u>13</u>
Ryan Wetnight	TE	4	1, 14, 30, <u>19</u>
Chris Gedney	TE	2	10, 37
Michael Timpson	WR	2	12, 9
Fabien Bownes	WR	1	<u>6</u>
Tony Carter	FB	1	12
Marv Cook	TE	1	16
Nate Lewis	WR	1	5
Marcus Robinson	WR	1	<u>20</u>
Tom Waddle	WR	1	8

* Indicates post-season TD

Underlined TD's are from the 1998 season



The Players

JIM MILLER

Quarterback


6-2 218

February 9, 1971

Michigan State

Bear season: 2 NFL Season: 6

Claimed off waivers in 1998



PRO CAREER: Active for final four games of 1998 season; resigned in off-season...Signed with Chicago (12/2/98) after Erik Kramer was placed on IR...Spent 1998 training camp with Detroit...Has served as a back-up quarterback in Pittsburgh (1994-96), Atlanta (1997) and Jacksonville (1997).

1998 SEASON: Did not see playing time as a Bear...Back-up quarterback for final four games of season...Spent training camp with Detroit before being waived. **Games played-started:** 0-0

PREVIOUS SEASONS: **1997** — Began season with Pittsburgh before being waived in cutdown to 53 man roster...Signed with Jacksonville (9/2), but was later waived (9/23) without seeing any playing time...Signed with Atlanta (10/27) and was inactive for team's final eight contests. **1996** — Won starting quarterback position for Pittsburgh in training camp...Completed nine of 17 passes for 83 yards in only career start at Jax (9/1) before being replaced in second half by Mike Tomczak...Did not play in next seven games...Played over two quarters for injured Tomczak vs StL (11/3)...Did not see playing field for remainder of season. **1995** — Played in three games for Steelers...Designated third quarterback vs Det (9/3), but took first NFL snaps in fourth quarter after Lions knocked out both Neil O'Donnell and Mike Tomczak...Relieved Tomczak at Mia (9/18) in fourth quarter and completed 18 of 29 passes for 210 yards and first career touchdown (all career-highs)...Entered game in third quarter vs Min (9/24) and completed 15 of 27 passes for 195 yards with one touchdown and two interceptions. **1994** — Inactive for all 16 regular season games during rookie year...Played in World League for Frankfurt Galaxy following 1994 season...Originally drafted by Pittsburgh in sixth round (178th overall) of 1994 NFL Draft.

COLLEGIATE, PERSONAL: Set school record at Michigan State with 467 career completions and 62.9 completion rate...Ended collegiate career ranked third in Spartan history with 5,037 passing yards and 746 pass attempts...Completed 215 of 336 passes as a senior for 2,269 yards with nine touchdowns and 10 interceptions...Became starter in fourth game of sophomore season and finished career in that role...Named Academic all-Big Ten as a freshman in 1990...Prep all-American pick at Kettering (Waterford, MI) High...State player of the year as a high school senior after throwing for 1,465 yards and 11 touchdowns...Named all-state, all-league and all-district as a high school pitcher...Also lettered in basketball...Member of National Honor Society...Earned degree in financial administration.

Miller's Pro Stats

	Att	Cmp	Yds	Pct	Lg	TD	Int	Rate	Rush	Yds	Avg	Lg	TD	G-GS
1994 Pit	0	0	0	0.0	0	0	0	0.0	0	0	0.0	0	0	0-0
1995 Pit	56	32	397	57.1	42t	2	5	53.9	1	2	2.0	2	0	3-0
1996 Pit	25	13	123	52.0	17	0	0	65.9	2	-4	-2.0	0	0	2-1
1997 Jax/Atl	0	0	0	0.0	0	0	0	0.0	0	0	0.0	0	0	0-0
1998 Bears	0	0	0	0	0	0	0	0	0	0	0	0	0	0-0
Career	81	45	520	55.6	42T	2	5	57.6	3	-2	-0.6	2	0	5-1

Miller's Single Game Highs

Completions: 18 at Mia (9/18/95)	Attempts: 29 at Mia (9/18/95)
Yards Passing: 210 at Mia (9/18/95)	TDs: 1 at Mia (9/18/95); vs Min (9/24/95)
Interceptions: 2 vs Min (9/24/95)	Long Pass: 42t vs Min (9/24/95)



The Players

BARRY MINTER

Linebacker


6-2 245

January 28, 1970

Tulsa

Bear season: 7 NFL Season: 7

Acquired via trade with Dallas in 1993



PRO CAREER: Switched to middle linebacker in 1998 and finished second on team with career-high 140 tackles...Posted career-highs in sacks (6) and fumble recoveries (3) in 1997 as starting weakside linebacker...Started final seven games of '96 at middle linebacker for injured Cox and finished with over 100 tackles (106) for first time in career...Played every game in '95 for first time in career...Returned first regular season interception vs. Pittsburgh (11/5/95) two yards for touchdown.

1998 SEASON: Finished second on defense with 140 tackles...Added two forced fumbles, a fumble recovery, two passes defended, one sack and an interception...Also recovered an on-side kick...Recorded eight tackles and third career interception in Season Opener vs Jax (9/6)...Led defense with 14 tackles, nine solo, and a forced fumble at TB (9/20)...Led defense with 10 tackles, including a sack, vs Min (9/27)...Led Bears with 13 tackles, nine solo, at Ariz (10/11)...Recorded 10 tackles and recovered a fumble at Ten (10/25)...Led defense with 14 tackles, season-high 10 solo, vs StL (11/8)...Led defense with 14 tackles including a forced fumble vs TB (11/29)...Recorded seven tackles, including one for a loss, and recovered an on-side kick at Min (12/6)...Recorded seven tackles and a pass defense vs Balt (12/20). **Games played-started:** 16-16

PREVIOUS SEASONS: **1997** — Finished tied for team lead in sacks (6) and fumble recoveries (3)...Finished third with career-high 134 tackles...Started every game for first time in career...Opened season with seven tackles, one fumble recovery and a pass break-up at GB (9/1)...Tied for team lead with nine tackles and a sack (6) at Dal (9/28)...Led team with season-high 14 tackles, including two sacks (10), vs NO (10/5)...Recorded seven tackles, one sack and forced fumble leading to game winning field goal in overtime at Mia (10/27)...Recorded 12 tackles, eight solo, at Min (11/9)...Recorded 11 tackles and a sack (8) vs NYJ (11/16)...Had final sack of season at Det (11/27) along with seven tackles...Recorded 13 tackles in win vs Buf (12/7). **1996** — Fourth leading tackler with 106...Sixth leading tackler on special teams with 15...Played middle linebacker in nickel situations for first nine games and started in the middle over the final seven for injured Cox (thumb)...Recorded double-digit tackles in all but one of the seven games he started...Two tackles and an interception (five yards) vs Oak (9/29)... Five stops vs GB (10/6)...Forced a fumble with three defensive tackles and four special teams tackles at Min (10/28)...Led team with 14 stops in first start at Den (11/10)...13 tackles, six solo, and a pass defense at KC (11/17)...Recorded 13 stops and first career partial sack (1.5 yards) vs Det (11/24)...10 tackles and a sack (eight yards) at GB (12/1)...Nine tackles, four solo, vs StL (12/8)...Led team with 15 tackles and a pass break-up vs SD (12/14)...Finished season with 11 tackles at TB (12/22). **1995** — Used as nickel linebacker and finished fifth on club with 99 tackles...Nine stops in Opener vs. Min (9/3)...Played entire fourth quarter at TB (9/17) as both Cox and Cain were injured. Had two solo tackles...Started vs. Hou (10/22) as Bears used nickel package. Finished with nine stops...Eight tackles, one pass defended, and one forced fumble at Min (10/30)...Interception and two-yard return for a TD and career-best 19 stops and 16 solo vs. Pit (11/5)...Started vs. Det (11/19) and recorded team-high 12 tackles before leaving game with separated shoulder...Played only on special teams following week at NYG (11/26)...Returned to starting line-up on Monday night at Det (12/4) and made nine stops...Five solos and nine tackles vs. TB (12/17)...Six special teams tackles. **1994** — Middle linebacker in nickel package...Led Bears in tackles last five games and in playoffs in '94 despite making just one start...Twisted ankle at Phil (9/12)...Inactive three of next four games...Saw significant action at Mia (11/13) and vs. Det (11/20) recording six tackles in each game...Eight stops, five solo, at Ariz (11/27)...Started at Min (12/1) and finished with seven stops and four passes defended as Bears used nickel package...Career-best nine tackles, five solo, at GB (12/11)...Seven stops vs.



The Players

Rams (12/18)...Led Bears in playoffs with 21 tackles...Played majority of game at Min (1/1/95) as Bears used nickel package. Led team with 15 stops, 10 solo. First pro interception in second quarter off Moon...Six stops, five solo, and forced fumble at SF (1/7/95). **1993** — Obtained in pre-season trade with Vinson Smith and draft choice for Roper, Blackwell, and Paul (8/17)...Inactive first two games before seeing limited action vs. TB (9/26)...Active, but did not play vs. Atl (10/3)...Inactive for next 10 games...Played on special teams vs. Det (12/26)...Inactive at Rams (1/2)...Drafted by Dallas in seventh round (168th overall).

COLLEGIATE, PERSONAL: Ended college career with 261 tackles and seven sacks...Returned two of six interceptions for TDs...Six 10-plus tackle games as senior...16 stops and 74-yard interception vs. SMU earned Player of the Week honors...Started 10 games as junior finishing second with 89 stops despite missing one game with knee injury...Recorded five sacks and 11 tackles-for-loss...Played in every game as sophomore finishing with 39 stops, one sack, two forced fumbles, and one interception...Played in eight games on special teams as freshman...Redshirted in '88...All-district honors in football and basketball and all-state in pole vault at Mt. Pleasant High in Texas...Working towards master's degree in educational leadership at DePaul University...Married (Shawyna)...Daughters (Gia and Bari) and Son (Jordan).

Minter's Pro Stats

	Int-Yds	Tkls-Solo	Force Fum	Fum Rec	Pass Def	Sack-Yds	G-GS
1993 Bears	0	0-0	0	0	0	0	2-0
1994 Bears	0	49-27	0	0	4	0	13-1
1995 Bears	1-2	99-55	1	0	4	0	16-3
1996 Bears	1-5	106-56	1	0	4	1.5-10	16-7
1997 Bears	0	134-69	1	3	3	6-35	16-16
1998 Bears	1-17	140-93	2	1	2	1-9	16-16
Career	3-24	528-300	5	4	17	8.5-54	79-43
Playoffs	1-7	21-15	1	0	0	0-0	2-0

Minter's Single Game Highs

Tackles: 19 vs. Pit (11/5/95)

Solo: 16 vs. Pit (11/5/95)

Passes Defended: 4 at Min (12/1/94)

Sacks: 2 vs NO (10/5/97)

ROOKIE STARTERS

On Sunday, September 21, 1975, running back Walter Payton and six fellow rookies took to Soldier Field's artificial turf to face the Baltimore Colts; the young Bears lost 35-7. The 7 rookies starting an opener is by far the most in Chicago's recent history. In the past 24 seasons, the following Bears started as rookies on Opening Day:

1975

RB **Walter Payton** (D1); DE **Mike Hartenstine** (D2); DT **Roger Stillwell** (D9); FS **Doug Plank** (D12); TE **Greg Latta** (Tr-Bal); LG **Noah Jackson** (Tr-Bal); OT **Jeff Sevy** (UnFA).

1976-78

- None -

1979

DE **Dan Hampton** (D1a)

1980

- None -

1981

CB **Reuben Henderson** (D6)

1982

- None -

1983

T **Jim Covert** (D1); WR **Willie Gault** (D1); CB **Mike Richardson** (D2)

1984 - 1986

- None -

1987

WR **Ron Morris** (D2)

1988

- None -

1989

CB **Donnell Woolford** (D1a); DE **Trace Armstrong** (D1b)

1990

S **Mark Carrier** (D1)

1991

T **Stan Thomas** (D1); WR **Anthony Morgan** (D5)

1992

T **Troy Auzenne** (D2)

1993 - 1995

- None -

1996

CB **Walt Harris** (D1)

1997

- None -


1998

FS **Tony Parrish** (D2); TE **Alonzo Mayes** (D4)

Other Bears have started in their rookie season in Chicago, though not in the opener. WR **Curtis Conway**, TE **Chris Gedney**, and G **Todd Perry** all earned starts in 1993. In 1996, WR **Bobby Engram** (2), DT **Paul Grasmanis** (3), TE **Bobby Neely** (5), and C/G **Chris Villarrial** (8) all earned starts. In '97, TE **John Alford** (4), RB **Darnell Autry** (3), and S **Van Hiles** (1) started for the Bears. Last year, C **Olin Kreutz** and RB **Curtis Enis** each started one game.



The Players



MOSES MORENO

Quarterback

6-1 205

February 9, 1975

Colorado State

Bear season: 2 NFL Season: 2

Acquired in 7th round of 1998 draft



PRO CAREER: Became first rookie quarterback to start for Bears since 1992 (Will Furrer)...Injured ankle on last offensive play of lone start (11/29) and later placed on injured reserve.

1998 SEASON: First QB drafted by Bears since Will Furrer in 1992...Played in two games for Chicago with one start...Designated third quarterback for first eight games of season...Saw first NFL action completing one of two passes after filling in for injured Steve Stenstrom in fourth quarter at Det (11/15); Completed his first ever pass attempt for 13 yards and a third down conversion...Did not play the following week at Atl (11/22)...Completed 18 of 41 passes in first NFL start for 153 yards and a touchdown vs TB (11/29); Injured right ankle on last offensive play of game...Designated third quarterback the next two weeks before being placed on injured reserve (12/15) with ankle injury...Originally drafted in the seventh round (232nd overall) by Chicago.
Games played-started: 2-1

COLLEGIATE, PERSONAL: Three-year starter for Colorado State...22-8 record as starter...Set school record with 49 career TD passes...Finished career with 6,689 passing yards and 6,443 total yards, both third on Ram's career list...Named WAC offensive player of year in Pacific division as a senior...Ninth in nation in passing efficiency completing 157 of 257 for 2,257 yards, 20 TD's and 9 Ints...Co-MVP of the 1997 Holiday Bowl after passing for 206 yards and 2 TD's in win over Missouri...Honorable mention all-conference as a junior...Started every game and threw for 2,921 yards, third highest total in school history...Split time as team's starting quarterback as a sophomore, starting final three games and Holiday Bowl...Led team in total offense with 1,300 yards and 12 TD's...Backup quarterback who saw action in three games as a freshman...Redshirted as true freshman in 1993...Two-time all-conference choice at Castle Park High in Chula Vista, CA...Earned prep academic all-American honors...Also played forward on basketball team...Business major...Married (Kati).

Moreno's Pro Stats

	Att	Cmp	Yds	Pct	Lg	TD	Int	Rate	Rush	Yds	Avg	Lg	TD	G-GS
1998	43	19	166	44.2	21t	1	0	62.7	4	9	2.3	9	0	2-1
Career	43	19	166	44.2	21t	1	0	62.7	4	9	2.3	9	0	2-1

Moreno's Single Game Highs

Completions: 19 vs TB (11/29/98)

Yards Passing: 166 vs TB (11/29/98)

Long Pass: 21t vs TB (11/29/98)


Attempts: 43 vs TB (11/29/98)

TDs: 1 vs TB (11/29/98)





The Players



TONY PARRISH

Safety

5-11 206

November 23, 1975

Washington

Bear season: 2 NFL Season: 2

Acquired in the 2nd round of 1998 draft



PRO CAREER: Enjoyed outstanding rookie season leading NFL with five forced fumbles and finishing third on Bears with 111 tackles...Named to *Pro Football Weekly* and *Football News* all-rookie teams...Voted by teammates as rookie recipient of Brian Piccolo Award.

1998 SEASON: First defensive rookie to start all 16 games since Mark Carrier in 1990...Led Bears with five forced fumbles and tied for team lead with two fumble recoveries...Finished third on defense with 111 tackles and eight pass break-ups...Led defense in first start with career-high 14 tackles, three forced fumbles and a fumble recovery vs Jax (9/6)...Recorded 11 tackles and a forced fumble at Ten (10/25)...Led defense with 12 tackles, seven solo, at Det (11/15)...Led secondary with nine tackles and a pass defense at GB (12/13)...First career sack and five tackles vs Balt (12/20)...Recorded four tackles and first interception vs GB (12/27)...Originally drafted in the second round (35th overall) by Chicago. **Games played-started:** 16-16

COLLEGIATE, PERSONAL: Started final two years at free safety after starting seven games as freshman and sophomore at strong safety for Washington...All-Pac Ten honors in final two seasons...Grabbed nine career interceptions...Two-sport performer who also was track sprinter and triple jumper for Huskies...All-Pac Ten second-team choice by the media as a senior...Team captain...Recorded four interceptions and four passes defended...Also recorded 81 tackles; caused two fumbles and had two fumble recoveries...First-team all-league after starting every game at free safety as a junior...Ranked third on team with 71 tackles...Recovered four fumbles and caused two...Deflected eight passes and had two interceptions... Started seven games, including the final five at strong safety as a sophomore...Recorded 39 tackles and defended six passes...Moved to free safety in Sun Bowl vs. Iowa and responded with 7 tackles...Appeared in every game at strong safety as a freshman, starting the season opener vs. USC...Finished with 21 tackles and two interceptions...Redshirted as true-freshman...Lettered twice on the Husky track team competing as a triple jump, 55 meter and 100 meter dashes...First-team all-league at Marina High in Huntington Beach, CA...Also played tailback (415 yards and 8 TD's) as senior...Won conference track meet as long jumper; also lettered in basketball and baseball...Psychology major.

Parrish's Pro Stats

	Int-Yds	Tkls-Solo	Force Fum	Fum Rec	Pass Def	Sack-Yds	G-GS
1998	1-8	111-70	5	2	8	1-7	16-16
Career	1-8	111-70	5	2	8	1-7	16-16

Parrish's Single Game Highs

Tackles: 14 vs Jax (9/6/98)

Passes Defended: 3 at GB (12/13/98)

Interceptions: 1 vs GB (12/27/98)

Solo: 8 vs Jax (9/6/98)

Sacks: 1 vs Balt (12/20/98)

Forced Fumbles: 3 vs Jax (9/6/98)



The Players



CHRIS PENN

Wide Receiver


6-0 198

April 20, 1971

Tulsa

Bear season: 3 NFL Season: 6

Acquired via trade with Kansas City in 1997



PRO CAREER: Recorded 78 catches in two years with Bears as third wideout...Acquired in trade with Kansas City (8/24/97) for a 1998 fifth-round draft pick...Leading receiver for Chiefs in 1996 with 628 yards and five touchdowns.

1998 SEASON: Finished third on team with 31 catches for 448 yards and three touchdowns...Served as third wide receiver...Caught four balls for 73 yards and a touchdown vs Min (9/27)...Career-high 106 yards on six catches with a touchdown (from Edgar Bennett) vs Det (10/4)...Led Bears with five catches for 66 yards and a touchdown vs Dal (10/18)...Inactive with injured back in Week 12 vs TB and Week 14 at GB (12/13). **Games played-started:** 14-1

PREVIOUS SEASONS: 1997 — Finished second on team in receiving with 47 catches for 576 yards and three touchdowns...Played in 14 games, starting four...Led team in receiving with seven catches for 77 yards vs GB (10/12)...Inactive in Week 10 because of concussion sustained vs Wash (11/2)...Equaled career-high with seven catches (85 yards) in first start for Bears vs NYJ (11/16)...Led team following week in starting role with six catches for 53 yards vs TB (11/23)...Started vs Buf (12/7) catching three balls for 41 yards...Three catches for 40 yards in start at StL (12/14)...Inactive for season finale with ankle injury. **1996** — Enjoyed best season in NFL starting all 16 games and ranking second on Chiefs with 49 catches for 628 yards and five touchdowns...Returned 14 punts for 148 yards...Caught one pass for five yards in first NFL start at Hou (9/1)...Scored first two touchdowns of NFL career at Sea (9/15) and returned five punts for 65 yards...Caught five balls for 55 yards vs Broncos (9/22)...Career-high seven catches for 80 yards vs Pit (10/7)...Led club with five catches for 71 yards and a touchdown vs Chi (11/17)...Recorded six catches, one touchdown and a season-high 90 yards vs SD (11/24). **1995** — Played in two contests with one catch for 12 yards (vs Den, 12/17)...Returned two kickoffs for 26 yards and four punts for 12 yards...Suffered ankle injury near the end of training camp hampering progress...Inactive for 14 regular season games and playoff contest. **1994** — Appeared in eight games as a rookie, finishing with three catches for 24 yards...Returned nine kickoffs for 21.6 yard average...Inactive for eight games and all of playoffs... Caught first NFL pass for five yards from Joe Montana at SD (10/9)...Originally drafted in third round by Kansas City.

COLLEGIATE, PERSONAL: Played just two seasons at Tulsa, but ranks third on school's all-time reception list with 142...Ranks fourth in receiving yards with 2,370...Scored 17 touchdowns in two years...As a senior, he led the nation in receptions per game (9.55) and receiving yards per game (143.5)...Caught 105 passes for 1,578 yards and 1 touchdown...Recorded eight games with 100 yards or more and eclipsed 200 yards in three contests...Sat out 1992 season after leading Tulsa in '91 with 37 receptions for 792 yards and five scores...Lettered twice at Northwestern Oklahoma A&M before transferring to Tulsa...Lettered three times on Lenapah (Okla) High School's eight-man football team...Caught 73 passes for 1,500 yards as a senior...Also lettered in baseball and basketball...Single.





The Players

	Rec	Yds	Avg	Penn's Pro Stats						TD	G-GS
				Lg	TD	KOR	Yds	Avg	Lg		
1994 Kansas City	3	24	8.0	13	0	9	194	21.6	34	0	8-0
1995 Kansas City	1	12	12	12	0	2	26	13.0	25	0	2-0
1996 Kansas City	49	628	12.8	22	5	0	0	0	0	0	16-16
1997 Bears	47	576	12.3	33	3	0	0	0	0	0	14-4
1998 Bears	31	448	14.5	37	3	0	0	0	0	0	14-1
Career	131	1,688	12.9	37	11	11	220	20.0	34	0	54-21

* One rush for (-1) yard in 1997

Penn's Single Game Highs

Receptions: 7 Last: vs NYJ (11/16/97)

Long rec: 37 vs Det (10/4/98)

Most punt returns: 5 Last: vs Chi (11/17/96)

Long punt return: 20 vs Sea (9/15/96)

Rec. yards: 106 vs Det (10/4/98)

Receiving TDs: 2 vs Sea (9/15/96)

Punt return yards: 65 vs Sea (9/15/96)

HATLEY'S BAKER'S DOZEN

The Bears have made 13 trades, including the five deals during last April's draft weekend and one rescinded agreement, since the May, 1997 day that Mark Hatley became Vice President of Player Personnel. The trades:

<u>date</u>	<u>team</u>	<u>received</u>	<u>gave up</u>
8-24-97	Chiefs	WR Chris Penn	'98 5th-rd pick
8-24-97	Jaguars	T Jimmy Herndon	'98 7th-rd pick
4-16-98	49ers	'98 7th-rounder	LB Anthony Peterson
*4-22-98	Dolphins	'99 conditional pick	RB Rashaan Salaam
6-8-98	Chargers	DE Shawn Lee	'99 5th round pick
8-29-98	Packers	KR Glyn Milburn	'99 7th round pick
9-1-98	Oilers	LB Lemanski Hall	2000 conditional pick
10-13-98	Chiefs	'99 5th round pick	RB Bam Morris
4-17-99	Redskins	picks in rd 1 (12th), 3, 4, 5 in '99, & rd 3 in '00	1st rd pick (7th)
4-17-99	Redskins	2nd (40) & 5th rd picks	2nd rd pick (37)
4-17-99	Raiders	2nd (48), 3rd (78), & 4th (111) rd picks	2nd (40) & 4th (102) rd picks
4-18-99	Browns	6th (184) & 7th (207) rd picks	6th rd pick (174)
4-18-99	Browns	two 7th (221 and 253) rd picks	7th rd pick (207)

* Rescinded due to Salaam's injury.



The Players



TODD PERRY

Guard

6-5 308

November 28, 1970

Kentucky

Bear season: 7 NFL Season: 7

Acquired in 4th round of 1993 draft



PRO CAREER: Starting left guard for past four seasons (1995-98)...Started three and played in 13 games at right guard as rookie.

1998 SEASON: Started all 16 games for the second time in his career...Suffered a bruised left shin in first quarter vs Dal (10/18), but returned in second quarter. **Games played-started:** 16-16

PREVIOUS SEASONS: **1997** — Fought injuries, but started 11 contests...Pulled hamstring in fourth quarter at GB (9/1) and missed following four contests...Returned to starting line-up vs NO (10/5)...Injured left thigh in first quarter vs TB (11/23) forcing him from game after playing one additional series...Returned to left guard spot next week at Det (11/27)...Placed on IR (12/19) with lower back injury prior to season finale. **1996** — Started all 16 games at left guard. **1995** — Started 15 games at left guard...Injured leg at TB (9/17) and missed fourth quarter...Inactive following week at StL (9/24)...Returned vs. Car (10/3)...Earned game ball at NYG (11/26) as Bears rushed for 143 yards and allowed just one sack. **1994** — Played in 10 of first 11 games (except vs. GB, 10/31) on special teams or in goalline situation as "third tackle"...Saw second-half action at NYJ (9/25) for injured Bortz...Played left guard when Bortz was injured in first quarter at Ariz (11/27)...Started at left guard for final four games of the season and both playoff games. **1993** — Did not play in first two games before contributing on special teams...Started at right guard for injured Wojciechowski on three-game road trip: SD, KC, Det...Drafted in fourth round (97th overall).

COLLEGIATE, PERSONAL: Started 37 of 43 games at left guard...Three-time academic all-Southeast conference selection...Started every game as senior at left guard...Led a rushing attack which averaged 172.2 yards per game...First team all-SEC honors by *Football News*; second-team all-league by Associated Press...Played in Japan, Senior, and East-West games...Named "outstanding offensive lineman" by his teammates while starting every game at left guard in junior year...Played in every game, including ten starts, as sophomore...Played in ten games, starting the last six of freshman season...Redshirt as true freshman in 1988...All-state honorable mention as junior and senior at North Hardin High in Elizabethtown, KY...Missed eight games as senior with knee injury...Led team to 22-8 record in final three seasons...Member of National Honor Society who served as Special Olympics volunteer and regular visitor to Veterans Administration Hospital...District heavyweight wrestling champion...Biology major...Brother (Mark) is an offensive lineman at Northwestern; brother (Matthew) played at Western Kentucky...Married (Heidi)...Son (Tyler) and daughter (Alexandra).


Perry's Pro Stats

Games-Starts: 70-49 — 1993 (13-3); 1994 (15-4); 1995 (15-15); 1996, (16-16); 1997 (11-11); 1998 (16-16)

Playoffs: 2-2



The Players



BRYAN ROBINSON

Defensive End

6-4 295

June 22, 1974

Fresno State

Bear season: 2 NFL Season: 3

Acquired off waivers in 1998



PRO CAREER: Set career-highs with 30 tackles and five starts in 1998...Signed with Chicago (8/31/98) after being waived by St. Louis in final cutdown...One of four rookie free agents to make Rams roster in 1997.

1998 SEASON: Started final five games of season at left end...Finished with career-high 30 tackles...Recorded one pass defense and a half sack...Inactive weeks 2-3, 5 and 8...Recorded five tackles at Ariz (10/11)...Started first NFL contest vs TB (11/29) and recorded four stops...Five tackles, four solo, from left end position at Min (12/6)...Career-high seven tackles, one for a loss, and a half sack at GB (12/13). **Games played-started:** 10-5

PREVIOUS SEASONS: 1997 — Played in 11 games on defense and special teams...Finished with eight tackles and one sack...Season-high three tackles and a sack vs Car (11/23)...Originally signed by St. Louis as an undrafted free agent (4/29/97).

COLLEGIATE, PERSONAL: Played two seasons at Fresno State...First-team all-WAC Pacific Division selection as a senior...Started all 11 games recording 66 tackles and a team-high five sacks and seven tackles for losses...Transferred to Fresno State from College of the Desert Junior College in Palm Desert, CA...Two-time all-conference selection...Registered 77 tackles during sophomore season...Named second-team all-district as a junior and first-team as a senior at Woodward (Toledo, OH) High...Majored in sociology.

B. Robinson's Pro Stats

	Int-Yds	Tkls-Solo	Force Fum	Fum Rec	Pass Def	Sack-Yds	G-GS
1997 St. Louis	0	8-5	0	0	0	1-8	11-0
1998 Bears	0	30-17	0	0	1	0.5-5	10-5
Career	0	38-22	0	0	1	1.5-13	21-5

B. Robinson's Single Game Highs

Tackles: 7 at GB (12/13/98) Solo: 4 Last: at GB (12/13/98)
Passes Defended: 1 at GB (12/13/98) Sacks: 1 vs Car (11/23/97)

INTERNET ACCESS


The Bears internet address is: www.chicagobears.com
-- or -- www.nfl.com/bears
The NFL internet address is: www.nfl.com

You can e-mail the Chicago Bears Public Relations Department at the following addresses:
BryanH@Bears.nfl.com ScottH@Bears.nfl.com
AnneA@Bears.nfl.com

Or the Bears' Internet Services Manager: DanM@Bears.nfl.com



The Players



MARCUS ROBINSON

Wide Receiver

6-3 215

February 27, 1975

South Carolina

Bear season: 3 NFL Season: 3

Acquired in 4th round of 1997 draft



PRO CAREER: Played in three games for Chicago in 1998...Named NFL Europe League 1998 Offensive MVP...Injured thumb at the start of 1997 season and placed on IR (9/24/97).

1998 SEASON: Finished NFL season with four catches for 44 yards and a touchdown...Spent spring in NFL Europe...Led Rhein Fire to World Bowl victory...Named NFL Europe League Offensive MVP after leading league with 811 yards receiving on 39 catches with five touchdowns...Inactive Weeks 1-4, 6-11, 13 and 15-16...Saw first NFL action vs Det (10/4) where he caught two passes for 33 yards and a touchdown; First career catch was a 20-yard touchdown...Caught one pass for five yards vs TB (11/29)...Caught one pass for six yards at GB (12/13). **Games played-started:** 3-0

PREVIOUS SEASONS: 1997 — Caught 11 balls for 123 yards and a touchdown in pre-season...Placed on IR (9/24) with injured thumb...Originally drafted in fourth round (108th overall).

COLLEGIATE, PERSONAL: Performed in both football and track for South Carolina...Caught 37 passes in career as a Gamecock...Played in ten games as a senior, starting the final six contests...Caught 21 passes for 505 yards (24.0 avg) and one touchdown...Made 5 catches for 189 yards in his first career start vs Mississippi State; 189 yards rank second on the school's single game record list...Appeared in 8 games as a junior, catching 2 passes for 59 yards...Played in nine games as a sophomore, finishing with 63 yards and one TD on 11 catches...Played in nine games as a true freshman...Made 3 catches for 47 yards...Earned track all-American honors as junior at South Carolina...Set school indoor record in 200 meter (21.14); ninth in NCAA...Second in 100 and 200 meters at SEC outdoor championships...All-American and all-state selection as receiver, free safety and punter at Peach County High in Ft. Valley, GA...Also won regional titles in 100 and 200 meter runs...English major...Single.

M. Robinson's Pro Stats

	Rec	Yds	Avg	Lg	TD	G-GS
1998	4	44	11.0	20t	1	3-0
Career	4	44	11.0	20t	1	3-0

M. Robinson's Single Game Highs

Receptions: 2 vs Det (10/4/98)
Long rec: 20 vs Det (10/4/98)

Rec. yards: 33 vs Det (10/4/98)
Receiving TDs: 1 vs Det (10/4/98)

PLAYOFF PAYOUT\$

Under terms of the Collective Bargaining Agreement, compensation for the 1999-2000 post-season has been increased to the following. The Conference Champs and Super Bowl loser's share each increased from \$32,500, and the Super Bowl winner earned \$53,000 last season (and \$48,000 after '97). First Round division winners and Division Playoff amounts are up from \$15,000, while First Round wild cards remained the same.

First Round (division winner)	\$16,000	Conference Championship	\$33,000
First Round (wild card)	\$10,000	Super Bowl Winner	\$58,000
Division Playoff Game	\$16,000	Super Bowl Loser	\$33,000



The Players



TODD SAUERBRUN

Punter

5-10 204

January 4, 1973

West Virginia

Bear season: 5 NFL Season: 5

Acquired in 2nd round of 1995 draft



PRO CAREER: Tore left ACL in third game of 1998 and missed remainder of season...Punted career-high 95 times in 1997...Tied for sixth in NFL with 44.8 yard punting average in 1996...Splits kickoff duties with Jeff Jaeger.

1998 SEASON: Led the NFC (second in NFL) in both net and gross punting before injuring knee in Week 3...Averaged 49.4 yards a punt, 42.1 net, in three weeks...Grossed 45.5 yards a punt and recorded three touchbacks on five kickoffs in season opener vs Jax (9/6)...Averaged 50.4 yards on eight punts, dropping four inside the 20 at Pit (9/13)...Averaged 56 yards on three punts before tearing left ACL and LCL on a roughing call in the fourth quarter at TB (9/20)...Placed on injured reserve (9/23) and underwent knee surgery (10/2). **Games played-started:** 3-0

PREVIOUS SEASONS: 1997 — After a rough start, finished season strong with 17 punts inside-the-20 and only two touchbacks after bye-week...Dropped career-high 26 punts inside-20 with 11 touchbacks on the season...Finished seventh on special teams with nine tackles...Averaged 48.2 yards on six punts and converted a two-point conversion pass to Jim Flanigan after a muffed PAT at GB (9/1)...Punted career-high 12 times for 43.7 average vs NO (10/5)...Dropped three of four punts inside-20 with a 45 yard average at Min (11/9)...Suffered slight concussion vs NYJ (11/16) and missed first punt play since rookie season...Averaged 53.6 yards on five punts with a season-long 67-yard boot at Det (11/27)...Made touchdown saving tackle after blocked field goal at StL (12/14). **1996** — UPI all-NFC second team punter...His 44.8 gross yard punting average was the second highest season mark in Bears history...Completed both of his passing attempts on fake punts for 63 yards and two first downs and rushed for a third first down...Recorded NFC's longest punt of season with a 72-yard effort at Wash (9/8)...Opened season grossing career-high 53.3 yard average in three attempts vs Dal (9/1). Connected with R.Harris on a 47-yard pass play on fake punt...Career-high 358 yards punting in seven attempts (51.1 avg), dropping two in-the-20, and two touchbacks on three kickoffs vs Min (9/15)...Grossed 52.7 yard avg. on three punts vs GB (10/6). Completed 16-yard pass to Ingram on fake punt...Seven punts for 49.7 yard avg. and a long of 60 at KC (11/17)...Dropped two of five attempts in-the-20 for 43.4 yard avg. vs StL. **1995** — Five punts for 38.4 yards including 52-yard long and six kickoffs for two TBs in Season Opener vs. Min (9/3)...Kicked all three punts in-the-20 vs. GB (9/11)...Season-long 61-yarder in five punts at TB (9/17)...Season-high seven punts for 277 yards and two in-the-20 vs. Car (10/8)...Three touchbacks on seven kickoffs and one 29-yard punt in-the-20 at Jax (10/15)...Won punt-off vs. Mitch Berger and kicked four times for 41.8 gross at GB (11/12)...Inactive as Pat O'Neill punted vs. Det (11/19)...Regained punting duties following week at NYG (11/26) with 42.0 avg. and 50-yard long on five punts and one touchback on five kickoffs...Drafted in second round (56th overall).

COLLEGIATE, PERSONAL: Holds West Virginia record with 46.2 yard average which broke NCAA-IA mark of 45.6 avg. by Iowa's Reggie Roby (1979-82)...Also an effective kickoff weapon; 115 of 215 were not returned...Unanimous all-American and all-Big East first team pick as a senior...Led nation as he set record with 72 punts for 3,486 yards (48.4 avg.), topping previous single season mark of 48.2 by Vanderbilt's Ricky Anderson in 1984...Had 32 punts for 50+ yards, breaking record of 31 by Wake Forest' Chuck Ramsey in 1972...Averaged 45.1 yards and kicked 62-yard FG as senior at Ward Melville H.S. in Setauket, NY...Also one of state's top prep lacrosse players...Physical education major...Married (Marla)...Daughter (Brooke).



The Players

Sauerbrun's Pro Stats

	Punts	Yds	Avg	TB	In-20	Lg	Blk	Net	G
1995	55	2080	37.8	6	16	61	0	31.1	15
1996	78	3491	44.8	12	15	72	0	34.9	16
1997	95	4059	42.7	11	26	67	0	32.8	16
1998	15	741	49.4	3	6	71	0	42.1	3
Career	243	10,371	42.7	32	63	72	0	33.7	50

Also: Kickoffs - Touchbacks: 169-25 — 1995 (65-6), 1996 (61-9), 1997 (32-7), 1998 (11-3)

Passing: 2-2-63 in 1996, Converted two-point conversion pass in 1997

Rushing: 1-3 in 1996, 2-8 in 1997

HALAS HALL

The Chicago Bears moved into Halas Hall at Conway Park on March 3, 1997. The 38-acre complex is located in Lake Forest on Route 60 just east of the Tri-State Tollway, approximately four miles from the former Halas Hall. The building is dedicated to Bears founder, President and Coach George Halas. The original Halas Hall, on the Lake Forest College campus, was dedicated by Coach Halas in the name of his son, Mugs, in 1979.


The modern complex includes a 100,000 square foot office building, indoor practice facility, and 2 1/2 outdoor practice fields, surrounded by a jogging path. The remaining land will be unused, allowing the team flexibility for future expansion. One of the two 100-yard outdoor fields is equipped with 14 miles of underground heating tubes, enabling the grass to remain soft and growing into early winter, as well as five miles of drain tubing that can capture and disperse nine inches of rainfall per hour, and 2.5 miles of cooling pipes for the grass roots. The indoor facility is a rigid structure, as opposed to the inflated "bubble" the team used from 1990-96, and includes a full 100-yard field, an all-purpose floor for basketball, and a racquetball court. The structure is 85 feet high, 200 feet wide, and 400 feet long—20 feet higher and 140 feet longer than the Bubble. Remote controlled video cameras film the action below for coaches' use.

The building sits on a wetlands site; the architect chose an open-feeling design with features reminiscent of Frank Lloyd Wright's work. Halas Hall itself covers just three acres of the property, while wetlands cover six. The east side cladding of the building is 83,000 linear feet of cedar, while the west side is constructed of precast panels. The panels were made by an architectural precasting firm that laid rough sawn cedar in the casting beds. When the panels dried, the cedar was stripped from the concrete, giving the panels their board-formed or wooden look.

The main building is almost two football fields long and 100 feet wide. The old Halas Hall had 32,000 square feet of space, while the new building has 100,000. In fact, the entire former Halas Hall would fit into the basement of the new building. Furthermore, the old lockerroom was 1,400 square feet, while the new one is about 3,000, has 62 lockers with room to quickly expand to 100, and 4 natural light wells (allowing full lighting without electricity on sunny days). The weight room—perhaps the most spectacular aesthetic area of the complex—is 7,000 square feet, almost four times the size of the 1,800 square foot workout area at the old building. The glass wall on the east side of the weight room is 28 feet high, perfect for viewing the white-tailed deer on their evening romps across the complex grounds. A two-lane lap pool is behind the weight room, and its sixty foot lanes have built-in resistance currents. The training room is five times the size of its predecessor, and boasts a doctors' office, x-ray facility, medical records storeroom, casting room, whirlpool, cold-dip plunge, steam room, and sauna. The football needs are met with nine classrooms, one large meeting room / classroom, and a 150-seat auditorium capable of hosting seminars, television productions, football players, or Chicago Bears Fan Club members.



The Players



JIM SCHWANTZ

Linebacker

6-2 240

January 23, 1970

Purdue

Bear season: 2 NFL Season: 6

Claimed off waivers in 1998



PRO CAREER: Chicago's top special teams tackler in 1998...Signed with Chicago (8/29) after being waived by San Francisco...Standout special teams player selected to Pro Bowl in 1996 as the special teams representative for the NFC...Set Dallas' single season record for special teams stops with 32 in 1996...Played for both San Francisco (1997) and Dallas (1994-96)...Spent first two years of NFL career on Chicago's practice squad (1992-93).

1998 SEASON: Led Bears with 23 special teams stops...Recorded at least one special teams tackle in 15 of 16 games...Played in all 16 contests...Recorded two special teams stops at Pit (9/13)...Recorded season-high three special teams tackles at Min (12/6)...Recorded two special teams stops in each of the last two games, vs Balt (12/20) and vs GB (12/27). **Games played-started:** 16-0

PREVIOUS SEASONS: **1997** — Played in all 16 games on special teams and as a reserve linebacker for San Francisco...Finished with 18 special teams tackles and six on defense...Team-high two tackles on special teams at TB (8/31)...Tied for team lead with three special teams stops vs Car (11/16)...Played three quarters at linebacker at Sea (12/21) tying career-high with five tackles, four solo...Team leader with four special teams tackles in two post-season contests, two vs Min (1/3) in the NFC Divisional Playoff game and two vs GB (1/11) in the NFC Championship game. **1996** — Named to NFC Pro Bowl team as the special teams player...Played in all 16 games setting Dallas, single-season record with 32 special teams stops...Led special teams units in tackles in eight of 16 games...Recorded 27 tackles on defense...Earned All-Pro honors as special teams player by *Pro Football Weekly* and *Pro Football Writers of America*...Matched career-high with five special teams stops vs Ariz (10/13)...Played weakside linebacker and finished with two tackles at SF (11/10)...Recorded four tackles on defense as nickel linebacker and four more on special teams at Wash (12/22)...Recorded four tackles and a forced fumble along with two special teams stops vs Min (12/28)...Played nickel and weakside linebacker in NFC Division Playoff game and posted career-high six tackles at Car (1/5). **1995** — Played in all 16 games for Cowboys...Finished third on team with 23 special teams tackles and added 15 tackles and a pass break-up on defense...Led Cowboys with 10 special teams stops in three post season contests...Recorded three tackles on defense and two on special teams vs Ariz (9/24)...Received game ball for season-high four special teams stops GB (10/8)...Recorded three special teams tackles vs KC (11/23) and NYG (12/17)...Career-high five special teams tackles in NFC Championship game vs GB (1/14)...Tied for team lead with two special teams tackles in Super Bowl XXX against Pittsburgh (1/28). **1994** — Played in seven games for Dallas after being acquired in trade from Chicago...Finished with four tackles on defense and five on special teams...Inactive for seven of first nine games...Recorded one special teams stop in first game as a Cowboy vs Det (9/19)...Recorded first defensive tackles of NFL career with three stop sin fourth quarter vs Wash (11/20). **1993** — Spent season on Chicago Bears' practice squad. **1992** — Spent first 15 games on Bears' practice squad...Recorded one special teams tackle in first NFL game vs Dal (12/27)...Originally signed with Chicago as an undrafted free agent.

COLLEGIATE, PERSONAL: Purdue's Most Valuable Player as a senior with 143 tackles, including 12 for losses...Recorded 83 tackles, 11 for losses, as a junior in 1990...Started 11 games and finished second in the Big Ten with 10 sacks as a sophomore...Named Defensive Player of the Year by area coaches as a senior at William Fremd High (Arlington Heights, IL)...Lettered in football, basketball and baseball...Batted .501 as a sophomore...High school teammates with LA Dodgers' Todd Hundley...Married (Brenda)...Daughter (Ashlynn Marie) and Son (Austin).



The Players

Schwantz' Pro Stats

	Int-Yds	Tkls-Solo	Force Fum	Fum Rec	Pass Def	Sack-Yds	G-GS
1992 Bears	0	1-1	0	0	0	0	1-0
1993 Bears				Practice Squad			
1994 Dallas	0	9-7	0	0	0	0	7-0
1995 Dallas	0	38-25	0	0	1	0	16-0
1996 Dallas	0	59-34	0	0	0	0	16-0
1997 San Fran.	0	6-4	0	0	0	0	16-0
1998 Bears	0	0	0	0	0	0	16-0
Career	0	113-71	0	0	1	0	72-0

Playoffs

1994 Dallas	0	1-0	0	0	0	0	1-0
1995 Dallas	0	11-5	0	0	0	0	3-0
1996 Dallas	0	13-5	1	0	0	0	2-0
1997 San Fran.	0	0	0	0	0	0	2-0
Totals	0	25-10	1	0	0	0	8-0

Special Teams: 1992 (1), 1994 (5), 1995 (23), 1996 (32), 1997 (18), 1998 (23); Postseason: 1996 (5), 1997 (4).

BRRRRRRR

Chicago has a reputation for its brisk lakefront weather, and both Wrigley Field and Soldier Field have hosted at least a few knee-knocking games. However, the NFL Record & Fact Book lists the four coldest NFL games on record, none of which were in Chicago. The four coldest:


- * **-13 degrees** (-48 wind chill): 12-31-67, Lambeau Field, Green Bay; NFL Championship Game (Packers 21, Cowboys 7).
- * **-9 degrees** (-59 wind chill): 1-10-82, Riverfront Stadium, Cincinnati; AFC Championship (Bengals 27, Chargers 7).
- * **0 degrees** (-32 wind chill): 1-15-94, Rich Stadium, Orchard Park, NY; AFC Divisional Playoff (Bills 29, LA Raiders 23).
- * **1 degree** (wind chill not recorded): 1-4-81, Cleveland Stadium; AFC Divisional Playoff (Oakland Raiders 14, Browns 12).

Here are the temperatures for a few famed inclement weather games in the Windy City:

- * 54 degrees (Rain, fog, S wind 15 mph): Sayers 6 TD game, 12-12-65, Wrigley Field (Bears 61, 49ers 20)
- * 39 degrees (W wind 23 mph): NFC Championship, 1-12-86, Soldier Field (Bears 24, LA Rams 0)
- * 29 degrees (SW wind 5 mph): "Fog Bowl" Playoff Game, 12-31-88, Soldier Field (Bears 20, Eagles 12)
- * 20 degrees, (NW wind 23 mph): Regular Season Finale, (Bears must win by 30+ points for playoff berth), 12-16-79, Soldier Field (Bears 42, St. Louis Cardinals 6)
- * 14 degrees (W wind 13 mph): Divisional Playoff game, 1-5-86, Soldier Field (Bears 21, Giants 0)
- * 11 degrees (W wind 11 mph): NFL Championship Game, 12-29-63, Wrigley Field (Bears 14, Giants 10)



The Players



CLYDE SIMMONS

Defensive End

6-5 292

August 4, 1964

Western Carolina

Bear season: 1 NFL Season: 14

Acquired as unrestricted free agent in 1999



PRO CAREER: Ranks 10th all-time in the NFL with 114 sacks...Signed with Chicago, his fifth NFL team (Chicago, Cincinnati, Jacksonville, Arizona and Philadelphia), over off-season (2/17/99)...Has never missed a non-strike game...Regular and postseason career totals include 6 touchdowns, 12 blocked kicks (6 FG, 6 PAT), 21 forced fumbles and 12 fumble recoveries...Played in Pro Bowl for Philadelphia following '91 and '92 seasons, starting for NFC squad in '91.

1998 SEASON: Started all 16 games for Cincinnati...Finished second on team with five sacks and 12th with 30 tackles...Forced one fumble and broke-up two passes...Recorded four solo stops and a sack at Balt (9/27)...Recorded two sacks and three tackles at Oak (10/25)...Season-high six tackles and a sack in season-finale vs TB (12/27)...Underwent arthroscopic surgery on right knee before the season (2/98)...Signed with Cincinnati (5/13) after being released by Jacksonville (3/6). **Games played-started:** 16-16

PREVIOUS SEASONS: **1997** — Played in every game for the 10th straight season...Started Games 2-8 and 11-16 at RDE for Jacksonville...Played as reserve in Games 1 and 9-10...His 8.5 sacks broke Jaguars club record of 7.5 he had set the previous season...Did not start in opener at Balt (8/31), but earned defensive Game Ball with 2 sacks and 5 tackles...Recorded one sack and four tackles vs NY Giants (9/7)...Earned special teams Game Ball in Jaguars first-ever Monday Night Football appearance vs Pit (9/22), blocking potential game-winning FG attempt by Norm Johnson on games final play; teammate Chris Hudson returned the block 58 yards for TD...Recorded one tackle in victory vs Phil (10/12), and had 6 tackles, 2 for losses and 1 pass defended...Earned defensive Game Ball vs KC (11/9) with two sacks, season-high 7 tackles and a forced fumble...Made key play in playoff-clinching victory at Buffalo (12/14), helping preserve final victory margin of 20-14 with forced fumble that teammate Eddie Robinson recovered in Jaguars territory; also had 5 tackles...Started playoff game at Den (12/27) and sacked John Elway in 2nd quarter and added 6 tackles. **1996** — Released by Arizona (8/20), and signed as free agent with Jacksonville (8/23)...Did not start in season opener because of late arrival in Jaguars' camp, breaking string of 140 consecutive NFL starts...Helped lead team to wild-card berth and AFC Championship Game with club-leading 7.5 sacks...Blocked PAT and a FG in regular season, and another blocked PAT in postseason...Recorded two sacks at NE (9/22) and also blocked a PAT...Recorded 2.5 sacks at Cin (10/27)...Passed the 100 career sack mark at Balt (11/24) with sack of Testaverde, reaching century mark in 150th career start and 168th game...Blocked 42-yard FG attempt vs Cin (12/1) which was returned 65 yards for TD...Intercepted Jim Kelly pass and returned it 20 yards for a TD at Buf (12/28) in Jaguars first ever playoff win; also added 2 sacks...Blocked PAT attempt in playoff win at Den (1/4/97)...Recorded half a sack against Drew Bledsoe in AFC Championship loss at NE (1/12/97). **1995** — Led Arizona defense with 11 sacks and 17 tackles for losses...Opened season with four tackles and a sack at Wash (9/3)...Recorded two sacks and four tackles, two for losses, vs Min (11/12)...Blocked a PAT in regulation and recovered an errant punt snap in overtime setting up game winning field goal vs Atl (11/26)...Intercepted a pass and returned it 25 yards for a touchdown at SD (12/9)...Recorded two sacks in each of the last two games of the season, at Phil (12/17) and vs Dal (12/25). **1994** — Signed by Arizona as an unrestricted free agent (3/17)...Finished season with six sacks and seven pass break-ups...Led team with eight tackles and two sacks in Season-Opener at LA Rams (9/4)...Recorded one sack vs Pit (10/23) and at Phil (11/6)...Recorded four tackles and a sack vs Phil (11/20)...Recorded three tackles and a sack at Hou (12/4). **1993** — Led Philadelphia defensive line with 98 tackles...Led line with nine tackles and two sacks vs Wash (9/19)...Season-high 11 tackles, one sack and a forced fumble at Dal (12/6)...Grabbed an interception vs Buf (12/12)...Set up touchdown with forced fumble at Ind (12/19)...Recorded two sacks



The Players

vs NO (12/26). **1992** — Led NFL with career-high 19 sacks...Earned trip to second Pro Bowl...Registered at least a half sack in 12 of 16 games...Blocked 41-yard field goal attempt to preserve 15-13 victory vs NO (9/6)...Recorded three sacks vs Phx (9/13)...Recorded 1.5 sacks, one pass deflection and a fumble recovery vs LA Rai (11/8). **1991** — Started for NFC in Pro Bowl with teammates Reggie White and Jerome Brown...Finished season with 13 sacks and 115 tackles...Set Eagles record with career-high 4.5 sacks at Dal (9/15)...Career-high 18 tackles vs NO (10/13)...Knocked quarterback Boomer Esiason out of game with sack vs Cin (11/17)...Recovered fumble in endzone for fourth career touchdown at Phx (11/24). **1990** — Underwent surgery on achilles tendon surgery in off-season...Finished third on team with 109 tackles and 7.5 sacks...Added one forced fumble and two fumble recoveries...Set up game-winning score with fumble recovery vs Wash (11/12)...Preserved 24-23 win with sack in final drive at Atl (11/18)...Returned fumble 18 yards for a touchdown in MNF game vs Wash (12/22). **1989** — Voted defensive MVP by teammates...Led Eagles with 15.5 sacks and finished fourth with 135 tackles...Recorded one sack in 11 of 16 games...Season-high 3.5 sacks at Den (10/29)...Returned interception 60 yards for a touchdown at NYG (12/3)...Season-high 12 tackles at NO (12/18). **1988** — Finished season with eight sacks and 89 tackles...Started all 16 games for first time in career beginning a streak of eight consecutive seasons with 16 starts...Sacked Cody Carlson twice, once for a safety and the other forced a fumble, vs Hou (10/2)...Preserved one point victory by blocking 57-yard field goal attempt on game's final play at Pit (11/13)...Scored overtime touchdown after scooping up blocked field goal attempt by his own team and returning it 15 yards to win game at NYG (11/20)...Recorded 2.5 sacks and blocked a field goal vs Phx (11/27). **1987** — Became Eagles starting right end, opening all 12 non-strike games for Philadelphia, beginning streak of 140 consecutive starts...Finished season with six sacks and 75 tackles...Blocked two field goals and two PATs...Recorded 1.5 sacks and a forced fumble vs NO (9/20)...Recorded six tackles, two sacks and blocked a field goal vs Dal (10/25)...Recorded seven tackles and blocked a field goal and PAT at StL (11/1)...Recorded nine tackles and another blocked PAT vs Wash (11/8)...Recorded 10 tackles vs StL (11/22). **1986** — Played every game as a reserve lineman...Finished season with three tackles and two sacks...Blocked one field goal...Recorded first career sack at LA Rai (11/30)...Blocked field goal vs StL (12/7)...Originally drafted in ninth round (234th overall) by Philadelphia.

COLLEGIATE; PERSONAL: First-team Division I-AA All-America and all-Southern Conference selection as a senior at Western Carolina...Led team with 97 tackles and 8 sacks...Tied school record with 48 tackles for loss and set a single-season mark of 23 in 1985...Recorded eight sacks as a junior...Lettered in football, basketball and baseball at New Hanover High in Wilmington, NC...Former Babe Ruth League baseball teammate of Michael Jordan and played high school basketball against the former Bull great...Majored in industrial distribution...Married (Sandra)...Sons (Jaison and Corey)...Daughter (Janaya).

Simmons' Pro Stats

	Int-Yds	Tkls-Solo	Force	Fum	Fum Rec	Pass Def	Sack-Yds	G-GS
1986 Philadelphia	0	3-3	0	0	0	0	2	16-0
1987 Philadelphia	0	75-59	1	1	2	2	6	12-12
1988 Philadelphia	0	89-64	1	3	3	3	8	16-16
1989 Philadelphia	1-60	135-85	3	0	2	2	15.5	16-16
1990 Philadelphia	0	109-69	1	2	1	1	7.5	16-16
1991 Philadelphia	0	115-75	2	3	5	5	13	16-16
1992 Philadelphia	0	96-69	2	1	4	4	19	16-16
1993 Philadelphia	1-0	98-64	2	0	4	4	5	16-16
1994 Arizona	0	58-32	0	0	7	7	6-41	16-16
1995 Arizona	1-25	53-32	3	1	2	2	11-87	16-16
1996 Jacksonville	0	66-25	3	1	6	6	7.5-66	16-14
1997 Jacksonville	0	71-31	2	0	4	4	8.5-66	16-13
1998 Cincinnati	0	30-28	1	0	2	2	5-37	16-16
Career	3-85	998-636	21	12	42	42	114	204-183
Playoffs	1-20	41-27	0	0	1	1	3.5-34	9-9


Simmons' Single Game Highs

Tackles: 18 vs NO (10/13/91)

Sacks: 4.5 at Dal (9/15/91)



The Players



FRANKIE SMITH

Cornerback

5-9 182

October 8, 1968

Baylor

Bear season: 2 NFL Season: 7

Claimed off waivers in 1998



PRO CAREER: Voted as a Pro Bowl alternate on special teams in 1998...Signed with Chicago (8/5/98) during training camp...Exceptional special teams player who has played in Miami (1993-95) and San Francisco (1996-97).

1998 SEASON: Finished third on team with 16 special teams tackles...Finished second in Pro Bowl balloting as NFC's special teams representative...Played in 15 of 16 contests...Recorded two special teams stops in Season-Opener vs Jax (9/6)...Inactive at Pit (9/13) with injured hamstring...Recorded one special teams tackle and recovered an on-side kickoff...Recorded two special teams tackles at Det (11/15) and at Atl (11/22)...Recorded only defensive stop of season vs Balt (12/20). **Games played-started:** 15-0

PREVIOUS SEASONS: **1997** — Played in all 16 games for San Francisco...Finished with career-high 43 tackles, 29 solo, with two pass break-ups...Recorded 25 tackles on special teams...Recorded two tackles on defense and one on special teams vs Atl (9/21)...Recorded four special teams stops at Car (9/29)...Career-high five special teams tackles along with two tackles on defense and a forced fumble vs StL (10/12)...Recorded three tackles on special teams and defense vs Car (11/16)...Registered two solo stops and a pass defense vs SD (11/23)...Recorded two special teams tackles and one defensive stop vs Den (12/15). **1996** — Played in 14 games as an extra defensive back and on special teams...Finished with team-high 13 special teams tackles...Added 16 tackles and a pass break-up on defense...Led team with season-high four special teams stops vs Dal (11/10)...Season-high two defensive tackles and one special teams stop at GB (10/14)...Recorded a pass break-up and two special teams stops at Pit (12/15). **1995** — Played in 11 games for Miami, starting one contest...Finished with 22 tackles and two pass break-ups...Ranked fourth on special teams with 12 tackles...Career-high eight tackles in fourth career start at Atl (12/3)...Missed three games with a hamstring injury and two with wrist injuries. **1994** — Played 13 games including two starts for Dolphins...Finished with 30 tackles and first career sack...Recorded two tackles in a starting role at GB (9/11); Injured knee against Packers...Inactive the following three weeks with knee injury...Recorded two tackles and first career sack vs Ind (12/18)...Recorded two tackles and an interception in AFC Division game at SD (1/8). **1993** — Played in five games for Miami...Finished with nine tackles and a pass defense...Inactive for first five games of season...Spent following five weeks on Dolphins' practice squad...Made NFL debut vs NYG (12/5)...Started first NFL game vs NE (1/2/94) and recorded eight tackles. **1992** — Originally selected by Atlanta in the fourth round (104th overall) of the 1992 Draft...Waived by Atlanta in final roster cut.

COLLEGIATE;PERSONAL: Four-year letterman and two-year starter at Baylor...Finished senior season with 61 tackles, two fumble recoveries, nine pass break-ups and four interceptions...Redshirted in 1990 after suffering ankle injury while working at fullback...Lettered in football, basketball and track at Groesbeck High (Groesbeck, TX)...All-State running back as senior after rushing for 1,246 yards and 14 touchdowns.





The Players

Smith's Pro Stats

	Int-Yds	Tkls-Solo	Force	Fum	Fum Rec	Pass Def	Sack-Yds	G-GS
1993 Miami	0	9-9	0	0	0	1	0	5-1
1994 Miami	0	30-23	0	0	0	1	1	13-2
1995 Miami	0	22-16	0	0	0	2	0	11-1
1996 San Fran.	0	16-13	0	0	0	1	0	14-0
1997 San Fran.	0	43-29	1	0	0	2	0	16-0
1998 Bears	0	1-0	0	0	0	0	0	15-0
Career	0	121-90	1	0	0	7	1-0	74-4
Playoffs								
1994 Miami	1-14	2-2	0	0	0	1	0	2-0
1996 San Fran.	0	1-1	0	0	0	0	0	2-0
Total	1-14	3-3	0	0	0	1	0	4-0

BEARS CARE PROGRAMS

Bears Care puts on the following programs each autumn in Chicagoland. For more information about Bears Care, the Bears Care Gala, or to register for the programs below, call (847) 295 - 6600 ext. 325.

CHICAGO BEARS HUNT FOR FOOD AND SHELTER

"A Buck A Seat Helps Others Eat"

On Sunday, October 3, 1999, Bears Care and the Chicago Bears will host the third annual "A Buck A Seat Helps Others Eat" collection drive in conjunction with our Hunt For Food & Shelter fundraiser. Wives and girlfriends of Chicago Bear Coaches, Players and Staff will collect money from fans attending the Chicago Bears/New Orleans Saints game at Soldier Field. Campaigns to date have raised \$300,000, enabling Bears Care to support the following organizations: A Safe Place, Chicago Coalition For the Homeless, Girls Hope, Greater Chicago Food Depository, Habitat For Humanity, Chicago Public Schools - McPrep Lighthouse Program, Northwestern University Settlement House and The Salvation Army. If every fan attending the Saints game donated \$1, with the match from the Robert R. McCormick Tribune Foundation, proceeds from this year's drive could easily become a \$100,000 contribution. All proceeds will once again benefit food and shelter programs.

Should you be unable to attend the Bears/Saints game on October 3, you can still support the Hunt For Food and Shelter by sending your contribution, payable to Bears Care, to The Hunt For Food and Shelter, 1000 Football Drive, Lake Forest, IL 60045. If your contribution is less than \$250, your canceled check will serve as your receipt.

WON'T YOU JOIN OUR TEAM?

"KIDS HELPING KIDS - MAKE THE WINNING TEAM!"

Many schools have canned food drives. If you think about it, most of the time shelters receive an odd assortment of canned goods - some more desirable than others. Additionally, there is overhead associated with transporting food to and from the shelters. Through our "Kids Helping Kids -- Make The Winning Team" contest, the Chicago Bears and Bears Care would like to teach kids how to make their charitable dollars go farther, while learning about informed charitable giving. Every \$1 raised by the students will be matched by a \$.60 donation from the Robert R. McCormick Tribune Foundation, therefore, doubling the amount of money that will go to the shelter or feeding program. Vouchers can then be used for food, allowing the recipient to choose the type of food he or she would most enjoy. This provides a greater dignity and choice for those being helped. All proceeds from this drive will go to such food and shelter programs as A Safe Haven, Chicago Coalition for the Homeless, the Chicago Food Depository, The Salvation Army, Girls Hope, Habitat for Humanity, Haymarket House, McPrep Lighthouse and the Settlement House.

You can help your school be a part of "Kids Helping Kids -- Make The Winning Team." If your school is one of the top three to raise the most money, your school will receive a visit from a Chicago Bear player or coach. If you are the Super Star school, the top fund raiser, your school will receive a visit from a Bears player and coach, along with a Super Prize Package! To help facilitate the learning process, innovative curriculum materials will be provided to each participating school. Help kids in need by becoming part of "Kids Helping Kids - Make The Winning Team." Call Bears Care to register your school.

See page 26 of the 1999 Chicago Bears Media Guide for general information on Bears Care, and page 38 for a list of Bears Care grant recipients from 1996-1998.



The Players



CHRIS VILLARRIAL

Guard

6-4 310

June 9, 1973

Indiana (PA)

Bear season: 4 NFL Season: 4

Acquired in 5th round of 1996 draft



PRO CAREER: Returned to right guard in 1998...Moved to center in 1997 after making immediate impact as a rookie guard starting eight of 14 games played in 1996.

1998 SEASON: Started every game at right guard for first time in career...Moved back to right guard in off-season...Left game at end of first half with dehydration at TB (9/20)...Missed portion of second quarter with left calf strain, but returned in third vs TB (11/29). **Games played-started:** 16-16

PREVIOUS SEASONS: **1997** — Re-assigned to center after spending rookie season at guard...Started first game at center on MNF at GB (9/1)...Moved to left guard following week vs Min (9/7) due to Todd Perry injury and broke left fibula in second quarter...Missed Weeks 3-7 with broken leg...Returned to starting line-up at center at Mia (10/27)...Started remaining eight games at center spot. **1996** — Played in first four games on special teams...Started first NFL contest at right guard filling in for injured Todd Burger vs Oak (9/29)...Started vs GB (10/6) but left game after suffering a concussion during the opening kick of the second half...Inactive because of head injury at NO (10/13)...Returned to start next five games at right guard...Dressed but did not play at GB (12/1)...Returned to starting lineup vs StL (12/8)...Played on special teams in the final two contests...Originally drafted in fifth round (152nd overall).

COLLEGIATE, PERSONAL: One of the strongest players in college football and the strongest at NFL combine, bench pressing 225 pounds 36 times...Three-year starter...Little All-American by several news agencies after senior campaign...First-team all-Eastern College Athletic Conference and All-Pennsylvania State Athletic Conference first-team selection...Led blocking up front for an offense that ranked 11th in nation in rushing (247.7), 12th in scoring (36.4 ppg) and 14th in total offense (429.2)...Started at both guard and center...AP third-team all-American selection as a junior...Started every game at strongside guard...Offense ranked sixth nationally in scoring (35.3) and 10th in rushing (244.5)...Moved to right tackle, helping offense average 452.9 yards in total offense during sophomore season...Reserve nose guard until moving to right tackle at midseason freshman year... Redshirted as true freshman in 1991...All-state choice as two-way lineman at Hershey (PA) High...Also lettered in volleyball, wrestling and track...Performed as shot put and discus thrower in college...Education for the Exceptional Child major...Engaged (Kristin).

Villarrial's Pro Stats

Games-Starts: 41-35 — 1996 (14-8); 1997 (11-11); 1998 (16-16).

ATTENDANCE RECORDS

Three of the NFL's ten biggest single game attendance totals have occurred at games involving the Chicago Bears.

The defending World Champs squared off against the College All-Stars on August 22, 1947, at Soldier Field, in front of 105,840—the second highest total in NFL history, and the highest in a game played within U.S. borders. The 1942 College All-Star game at Soldier Field drew 101,100 fans—ninth all-time. The Bears were defeated by the Los Angeles Rams at the LA Coliseum on November 2, 1958 (41-35 final) in front of 100,470, good for tenth on the list.

The Cowboys and Oilers played in front of 112,376 paying customers in a pre-season game in Mexico City (August 15, 1994) for the NFL attendance mark.



The Players



MIKE WELLS

Defensive Tackle

6-3 315

January 6, 1971

Iowa

Bear season: 2 NFL Season: 5

Acquired as unrestricted free agent in 1998



PRO CAREER: Led defensive line in tackles in 1998...Signed with Bears (2/17/98) as an unrestricted free agent from Detroit...Jumped into Detroit's starting line-up in 1997 opening all 16 contests for first time in career...Acquired by Lions in 1994 (8/29/94) after being waived by Minnesota in training camp.

1998 SEASON: Led defensive line and finished fifth on team with career-high 98 tackles...Ranked third on defense with three sacks...Led defensive line with six tackles at Pit (9/13)...Recorded five tackles, one for a loss, and a pass defense vs Min (9/27)...Recorded seven tackles, two for losses, at Arz (10/11)...Recorded six tackles and first sack of season at Ten (10/25)...Season-high nine tackles, six solo, vs StL (11/8)...Career-high two sacks and eight tackles at Atl (11/22)...Recorded eight tackles in each of next two games vs TB (11/29) and at Min (12/6)...Matched season-high with nine tackles vs GB (12/27). **Games played-started:** 16-16

PREVIOUS SEASONS: 1997 — Started 16 games for first time in career with 84 tackles, one sack and two passes defended...Top tackler on Detroit's defensive line...One of four Lions to start every contest...Recorded seven tackles at Chi (9/14)...Grabbed first sack (seven yards) and added six tackles at Buf (10/5)...Recorded six tackles, five solo vs NYG (10/19)...Recorded seven tackles at Wash (11/9)...Career-high 12 tackles, seven solo, vs Chi (11/27)...Recorded six tackles and a pass break-up in season finale vs NYJ (12/21). **1996** — Played all 16 games as part of Detroit's regular defensive line rotation...One of unit's top run stoppers with 39 tackles...Registered 31 of 39 stops over second half of season as playing time increased...Spent majority of time at tackle, but did move to end on occasion...Recorded four tackles at GB (11/3)...Season-high six tackles at SD (11/11)...Recorded five stops vs Sea (11/17)...Recorded six tackles in first career start in season finale at SF (12/23). **1995** — Played in every game for first time in career...Used as reserve nose tackle for most of season...Returned a fumble 49 yards for a touchdown in preseason contest at NE...Recorded first pro tackle at GB (10/15)...Batted down a pass in Thanksgiving Day win vs Min (11/23)...Registered a half sack at Hou (12/10)...Recorded two tackles in playoff game at Phi (12/30). **1994** — Inactive for season opener vs Atl (9/4)...Dressed, but did not play at Dal (9/19) and vs NE (9/25)...Inactive at TB (10/2), vs SF (10/9) and vs Chi (10/23)...Played sparingly at NYG (10/30), at GB (11/6) and vs TB (11/13)...Inactive for final six regular season games and playoff game at GB (12/31)...Originally drafted in fourth round (125th overall) by Minnesota.

COLLEGIATE, PERSONAL: Named Iowa's co-MVP in both 1992-93 in addition to being selected all-Big Ten first team...Finished collegiate career as the Hawkeyes' all-time leader in sacks (33) and tackles for loss (54)...Ranks eighth on Iowa's career tackles list with 309...One of three team captains as a senior...Selected to Sophomore all-American squad by *Football News* in 1991...Four year letterman at Fox Senior High in Arnold, Mo...Tallied 411 career tackles and nine fumble recoveries...Named first-team prep All-America by both *USA Today* and *Parade Magazine* after senior season...Named Missouri Prep Athlete of the Year in 1988 as well as *St. Louis Post-Dispatch* College Prospect of the Year...Father, Rich, played football at Purdue...Graduated with degree in communication studies...Married (Michele).



The Players

Wells' Pro Stats

	Int-Yds	Tkls-Solo	Force Fum	Fum Rec	Pass Def	Sack-Yds	G-GS
1994 Detroit	0	0	0	0	0	0	4-0
1995 Detroit	0	6-3	0	0	1	0.5-4	16-0
1996 Detroit	0	39-25	0	1	0	0	16-1
1997 Detroit	0	84-41	0	1	2	1-7	16-16
1998 Chicago	0	98-51	0	0	3	3-11	16-16
Career	0	227-120	0	2	6	4.5-22	68-23
Playoffs	0	2-2	0	0	0	0	1-0

Wells' Single Game Highs

Tackles: 12 vs Chi (11/27/97)
Sacks: 2 at Atl (11/22/98)

Solos: 7 vs Chi (11/27/97)

DECEMBER ROAD WIN


The Bears' rekindled a dubious streak with their losses last December 6th and 13th, at Minnesota and Green Bay, respectively. The Bears snapped a 17-game December road losing streak (18 including a January road contest in 1993) on Sunday evening, December 14, 1997, with a win in St. Louis. The streak spanned nearly a decade, as it was their first road victory in the month of December since a 6-3 triumph over the LA Raiders at the Coliseum on December 27, 1987—Walter Payton's final regular season game. The Bears return to the streak-breaking site for their only December away game this season: at St. Louis' Trans World Dome on December 26, 1999.

The streak:

<u>Date</u>	<u>Opponent</u>	<u>Stadium</u>	<u>Score</u>
12-27-87 (Sunday 3 PM)	Raiders	LA Memorial Coliseum	6-3
12-5-88 (Monday night)	Rams	Anaheim Stadium	3-23
12-19-88 (Monday night)	Vikings	HHH Metrodome	27-28
12-3-89 (Sunday night)	Vikings	HHH Metrodome	16-27
12-24-89 (Sunday 3 PM)	49ers	Candlestick Park	0-26
12-9-90 (Sunday 3 PM)	Redskins	RFK Stadium	9-10
12-16-90 (Sunday night)	Lions	Pontiac Silverdome	21-38
12-23-91 (Monday night)	49ers	Candlestick Park	14-52
12-7-92 (Monday night)	Oilers	Houston Astrodome	7-24
12-20-92 (Sunday 3 PM)	Lions	Pontiac Silverdome	3-16
12-27-92 (Sunday 3 PM)	Cowboys	Texas Stadium	14-27
12-12-93 (Sunday noon)	Buccaneers	Tampa Stadium	10-13
1-2-94 (Sunday 3 PM)	Rams	Anaheim Stadium	6-20
12-1-94 (Thursday night)	Vikings	HHH Metrodome	27-33 OT
12-11-94 (Sunday noon)	Packers	Lambeau Field	3-40
12-4-95 (Monday night)	Lions	Pontiac Silverdome	7-27
12-10-95 (Sunday noon)	Bengals	Riverfront Stadium	10-16
12-1-96 (Sunday noon)	Packers	Lambeau Field	17-28
12-22-96 (Sunday noon)	Buccaneers	Houllhan's Stadium	19-34
12-14-97 (Sunday night)	Rams	TWA Dome	13-10
12-6-98 (Sunday night)	Vikings	HHH Metrodome	22-48
12-13-98 (Sunday noon)	Packers	Lambeau Field	20-26
12-26-99 (Sunday noon)	Rams	TWA Dome	?



The Players



RYAN WETNIGHT

Tight End


6-2 236

November 5, 1970

Stanford

Bear season: 7 NFL Season: 7

Acquired undrafted free agent in 1993



PRO CAREER: Finished tied for third on team with two receiving touchdowns in 1998...Set career-highs with 46 catches and 464 yards in 1997, the best output by a Bears' tight end since 1964...One of four tight ends to start for the Bears in 1996...Played in 33 games from 1993-95 as the third tight end.

1998 SEASON: Finished sixth on team with 23 catches for 168 yards and two touchdowns...Played in 15 games with four starts...Caught two passes for 33 yards including season-long 30 yard catch vs Jax (9/6)...Caught three balls for 36 yards and a touchdown vs Min (9/27)...Caught four passes for eight yards in start vs Det (10/4); Also contributed three tackles on special teams...Blocked punt in fourth quarter at Ariz (10/11)...Inactive at Det (11/15) with calf strain...Caught two passes for 24 yards, including 18-yard touchdown grab from Mike Horan on fake field goal. **Games played-started:** 15-4

PREVIOUS SEASONS: 1997 — Finished third on team with 46 catches for 464 yards, both career-highs...Not since Mike Ditka in 1964 (75-897) has a tight end put up better numbers...Played in all 16 games for first time in career...Opened season with three catches for 32 yards at GB (9/1)...Caught three balls for 46 yards, including season-long 34 yard grab, at NE (9/21)...Tied career-best with six catches for 61 yards in start at Mia (10/27)...Started vs NYJ (11/16) catching four balls for 32 yards...Led team with five catches for 34 yards at Det (11/27)...Career-high 70 yards receiving on five catches with a touchdown vs Buf (12/7)...Caught four balls for 37 yards in win at StL (12/14). **1996** — Recorded career-high 223 yards receiving despite missing five games...Played majority of Season Opener vs Dal (9/2)...Started following week at Wash (9/8)...Caught two passes for 13 yards in second start vs Min (9/15)...Four receptions for 40 yards as a reserve at Det (9/22)...Started vs Oak (9/29) and caught two balls for 28 yards...Started vs GB (10/6)...Two catches for 48 yards including a season-long of 38 at NO (10/13)...Season-high five catches for 19 yards at Min (10/28)...Started vs TB (11/3) but left game in third quarter with torn MCL...Missed following five weeks...Returned to action vs SD (12/14) with two catches for 14 yards and a touchdown...Career-high 61 yards (four receptions) at TB (12/22). **1995** — Caught first pass of season in Week 3 at TB (9/17) and injured thigh...Dressed but did not play following week at StL (9/24)...Caught one-yard TD pass vs. Car (10/8)...14-yard TD catch vs. Pit (11/5)...Started as Bears used two-TE set at GB (11/12) and answered with career-best six catches for 42 yards...Season-long 22-yard grab vs. Det (11/19)...Again received start in two-TE set at Det (12/4) and had five-for-24 effort but suffered torn ACL and subsequently was placed on IR (12/7). **1994** — Inactive four of first five games...Waived (10/7) so Bears could activate back-up linebacker vs. NO (10/9)...Re-signed (10/10)...Made first catch of season vs. GB (10/31)...Caught only TD of season, a one-handed catch of tipped pass while lying on his back, at Ariz (11/27)...Played in passing situations and on special teams at Min (1/1/95)...Started as Bears opened in two-tight end set and tied for team lead with five catches in playoff game at SF (1/7/95). **1993** — Made first pro catch in Week 2 at Min (9/12)...Caught 25-yard TD following week vs. TB (9/26)...Waived (10/8) and re-signed to practice squad (10/11)...Activated 10/29 and made two catches at GB (10/31)...Inactive for three-game road trip...Started vs. GB (12/5) as Bears opened in two-tight end set...Two receptions for 16 yards at TB (12/12) and one catch in each of next two games...Inactive for finale at Rams (1/2/94)...Originally signed as undrafted free agent.

COLLEGIATE, PERSONAL: Honorable mention all-Pac Ten catching 31 passes for 384 yards...Started all 13 games despite mid-season ankle injury...Had 54 yards on four grabs in season opener vs. Texas A & M...Set season-highs in Blockbuster Bowl with 71 yards and one TD on



The Players

five receptions...Opened four games as junior before ankle injury limited playing time...Lone college TD was four-yard catch in season finale vs. Cal...Transferred to Stanford in January, 1991, and participated in spring drills...First-team all-American from Fresno City College where he caught 42 passes for 787 yards...Offensive MVP of 1990 Dairy Bowl...Caught 25 passes for 456 yards as freshman...All-league performer at Fresno's Hoover High...Single.

Wetnight's Pro Stats

	Rec.	Yds	Avg	Lg	TD	G-GS
1993	9	93	10.3	25	1	10-1
1994	11	104	9.5	19	1	11-1
1995	24	193	8.0	22	2	12-2
1996	21	223	10.6	38	1	11-5
1997	46	464	10.1	34	1	16-3
1998	23	168	7.3	30	2	15-4
Career	134	1,245	9.3	38	8	75-16
Playoffs	5	39	7.8	19	0	1-0

Wetnight's Single Game Highs

Receptions: 6 Last: at Mia (10/27/97) Rec. Yards: 70 vs Buf (12/7/97)
Long Rec: 38 at NO (10/13/96)

THE BRIAN PICCOLO AWARD

Bear veterans vote the **Brian Piccolo Award** to the rookie who best exemplifies the courage, loyalty, teamwork, dedication, and sense of humor of the late Brian Piccolo. In 1992, the award was expanded to include a veteran who possesses the same qualities.

In his senior season at Wake Forest (1964), Piccolo led the nation in scoring (111 points) and rushing (1,044 yards). Signed with the Bears as an undrafted free agent, he spent a season on the taxi squad, and in four subsequent years he rushed 258 times for 927 yards and 4 touchdowns. He also caught 58 passes for 537 yards and one TD.


Piccolo died of embryonal cell carcinoma on June 16, 1970. He was 26 years old and left his wife, Joy, three daughters, and legions of friends.

1970 Glen Holloway (G)	1984 Shaun Gayle (S)	1994 Shaun Gayle (S)
1971 Jerry Moore (S)	1985 Kevin Butler (K)	Raymont Harris (RB)
1972 Jim Osborne (DT)	1986 Neal Anderson (RB)	1995 Erik Kramer (QB)
1973 Wally Chambers	1987 Ron Morris (WR)	Rashaan Salaam (RB)
1974 Fred Pagac (TE)	1988 James Thornton (TE)	1996 Chris Zorich (DT)
1975 Roland Harper (RB)	Mickey Pruitt (LB)	Bobby Engram (WR)
1976 Brian Baschnagel (WR)	1989 Trace Armstrong (DE)	1997 Ryan Wetnight (TE)
1977 Ted Albrecht (T)	1990 Mark Carrier (S)	John Allred (TE)
1978 John Sktbinski (RB)	1991 Chris Zorich (DT)	Van Hiles (S)
1979 Dan Hampton (DE)	1992 Mike Singletary (LB)	1998 Bobby Engram (WR)
1980 Bob Fisher (TE)	1992 Troy Auzenne (T)	Tony Parrish (S)
1981 Mike Singletary (LB)	1993 Tom Waddle (WR)	
1982 Jim McMahon (QB)	Myron Baker (LB)	
1983 Jim Covert (T)	Todd Perry (T)	



The Players

CASEY WIEGMANN



Center

6-3 295

July 20, 1975

Iowa

Bear season: 3 NFL Season: 4

Claimed off waivers in 1997



PRO CAREER: Started 15 games for Bears at center in 1998...Claimed by Bears off of waivers (New York Jets) in 1997...Spent time with Jets and Indianapolis in 1996.

1998 SEASON: Started career-high 15 games at center for Chicago...Made first NFL start in Season Opener vs Jax (9/6)...Returned a kickoff eight yards at Ariz (10/11)...Split time with Olin Kreutz at center starting in Week 13...Played second and fourth quarter vs GB (12/27). **Games played-started:** 16-15

PREVIOUS SEASONS: **1997** — Claimed by Bears (9/24/97) after being waived (9/23/97) by New York Jets...Inactive Weeks 5-14 while rehabilitating injured shoulder...Dressed, but did not play at StL (12/14)...Saw first action as a Bear at TB (12/21). **1996** — Joined New York Jets prior to Week 10...Inactive for games 10-11 and 13-15...Dressed, but did not play in Weeks 12 and 16...Spent first nine weeks on Indianapolis practice squad...Originally signed as an undrafted free agent by Colts (4/26/96).

COLLEGIATE, PERSONAL: Four-year letter winner and three-year starter for Iowa...Team co-captain as a senior...Three-sport letterman (football, baseball, basketball) at Parkersburg (Iowa) High School...Majored in communication studies...Single.

Wiegmann's Pro Stats

Games-Starts: 17-15 — 1997 Chicago (1-0); 1998 Chicago (16-15)

NFC CENTRAL STANDINGS

The NFC Central standings since it was formed with its present five teams in 1978.

	Overall record				GB	Division record				GB	Division Titles
	W	L	T	Pct		W	L	T	Pct		
Minnesota	177	150	1	.541	—	87	68	1	.561	—	98, 94, 92, 89, 80, 78
BEARS	176	152	0	.551	1	87	68	0	.561	—	91, 90, 88, 87, 86, 85, 84
Green Bay	163	161	4	.494	12.5	85	67	2	.559	1.5	97, 96, 95
Detroit	141	186	1	.437	36	73	84	0	.465	15	93, 83
Tampa Bay	116	211	1	.347	61	54	99	1	.353	32	81, 79

• There was no division winner in 1982 because of a players' strike. The top eight teams from each conference advanced to the post-season. However, with a 5-3-1 mark, Green Bay had the best record.



The Players



JAMES WILLIAMS

Tackle

6-7 340

March 29, 1968

Cheyney State (PA)

Bear season: 9 NFL Season: 9

Acquired as undrafted free agent in 1991



PRO CAREER: Started every game at right tackle for past four years...Played every offensive play in 1995...Became full-time starter in '94 training camp...Made move to offensive line midway through 1992 season...Used sparingly on special teams and as reserve defensive tackle first two seasons...Has blocked or deflected five field goals.

1998 SEASON: Started all 16 games at right tackle for fourth consecutive season...Voted as a Pro Bowl alternate...Opened fifth straight season at right tackle vs Jax (9/6)...Helped block game tying field goal attempt at Ten (10/25). **Games played-started:** 16-16

PREVIOUS SEASONS: 1997 — Started all 16 games moving his consecutive start streak to 54...Battled ankle and shoulder injuries for majority of season, but stayed on field...Left game in fourth quarter of season finale at TB (12/21) with left shoulder injury. **1996** — Started all 16 games at right tackle...Missed first plays in over a year after leaving game at Det (9/22) in first quarter with an ankle injury. Returned to finish game. **1995** — Started all 16 games for first time in five-year career...Did not miss an offensive play all year...Field goal deflection vs. Hou (10/22). **1994** — Started 15 games at right tackle, missing first play at Mia (11/13)...Missed second quarter at Phil (9/12) with twisted right knee...Blocked third quarter field goal vs. NO (10/9)...Deflected field goal on game's final play to preserve a Bears' 17-14 win at Mia (11/13)...Post-season left knee surgery (1/13). **1993** — Played in first three games seeing action in final three quarters vs. TB (9/26) for injured Van Horne...Active, but did not play vs. Atl (10/3)...Inactive for final 12 games. **1992** — Saw action on special teams in opener...Inactive for next eight weeks before making one tackle at TB (11/15)...Moved to offensive line (11/18)...Saw limited action at right tackle in three of Bears' last four games. **1991** — Used as sub to spell McMichael and Perry...Inactive in first and fourth weeks...Blocked field goal at Buffalo...Responsible for the "push" on Perry's game-saving field goal block vs. NYG (9/15)...Saw most playing time while rotating with Ryan when Armstrong was injured (Weeks 4-9)...Recorded three solo tackles in Week 5 at Buf (9/29)...Three tackles vs. Wash (10/6) and two tackles, including first pro sack at GB (10/17)...Career-high four stops, three solo, at NO (10/27)...Signed as undrafted free agent.

COLLEGIATE, PERSONAL: Four-year all-Penn State Athletic Conference...Team went 0-11 in '90...Finished with 342 tackles, 235 solo, and 37.5 sacks...Had 92 stops and seven tackles-for-loss as senior...Also, nine passes defended, four forced fumbles, and two recovered fumbles...First-team Black College all-American with season-high 103 stops, 69 solos, and 15 sacks as junior...11 sacks in 1988 along with 76 tackles...PSAC Rookie of the Year as freshman in '87...Graduated from Allerdice High (PA)...Given name James Otis Williams...Single.

W'S OVER EVERYONE

The Bears are one of just three NFL teams to have defeated each of the other 30 NFL franchises. The Bears accomplished this feat with their 24-3 win over the Baltimore Ravens at Soldier Field on December 20, 1998. Chicago has defeated every existing franchise, including the Cleveland Browns, beginning anew this season. The Ravens commenced play (after leaving Cleveland) in 1996, and had never played Chicago before last season.

Denver had already defeated every other NFL team (including Cleveland) prior to last year. Green Bay accomplished the feat with a 1998 win over Baltimore.

In 1995, the inaugural season for Jacksonville and Carolina, the Bears were one of just four teams to play both expansion teams. The Jets and Indianapolis split their games, while both the Bears and Tampa Bay defeated the Jaguars and Panthers that season.



The Players

Williams' Pro Stats

	Int-Yds	Tkls-Solo	Force	Fum	Fum Rec	Pass Def	Sack-Yds	G-GS
1991	0	17-8	0	0	0	0	1-4	14-0
1992	0	1-1	0	0	0	0	0	5-0
1993		(Offensive Lineman)						3-0
1994		(Offensive Lineman)						16-15
1995		(Offensive Lineman)						16-16
1996		(Offensive Lineman)						16-16
1997		(Offensive Lineman)						16-16
1998		(Offensive Lineman)						16-16
Career	0-0	18-9	0	0	0	0	1-4	102-79
Playoffs	0	3-1	0	0	0	0	0-0	3-2

Williams' Single Game Highs

Tackles: 4 at NO (10/27/91)

Solos: 3 Last: at NO (10/27/91)

UNDRAFTED FREE AGENTS

The Bears signed just six undrafted free agents this spring, a big decrease from the 16 signed prior to last season. Chicago signed 12 undrafted college players in '97, 14 in 1996, and 17 prior to the 1994 season. (See the rookie bios section for information on this year's UnFA's).

Three of last year's undrafted free agents remain on the current roster. Defensive tackle Ken Anderson injured his ankle in Platteville and spent the season on IR. Safety Greg Williams was cut in August but re-signed after the season. Safety Quincy Coleman spent weeks 6-15 on the practice squad, and was on the active roster (though a gameday inactive) for the season finale.

Two undrafted rookie free agents from two springs back saw playing time in 1997 and 1998: tight end Tremayne Allen, and cornerback Terry Cousin. Allen was signed to the active roster for the '97 season in Week 7, and was active for four games. He caught one pass in Week 16 (12-21-97). Allen split '98 between the practice squad (weeks 1-5, 7-9) and the inactive list (weeks 6, 10-16). Cousin was signed to the practice squad prior to week one in '97, first saw action in Week 8, and spent the final six weeks on the active roster, seeing extensive special teams, nickel, and cornerback action in five games. He played all 16 games in '98, starting 12.

In 1996, Michael Lowery made the Opening Day roster and played in all 16 games; Bobby Neely played in eleven games and started five before going out for the year with an injury; and Chris Martin saw action before also suffering a season ending injury. In addition, Jason Augustino was injured in Platteville, spent the year on IR, and participated in Platteville again.

In 1995, Fabien Bownes, Marlon Forbes, and Octus Polk were all signed to the practice squad, with Bownes and Polk moving to the 52-player roster late in the season.

In 1994, Tony Carter made the Opening Day roster as an undrafted free agent, while Greg Primus, Darwin Ireland, and Anthony Marshall saw action later in the season. In addition, Dwayne Joseph and Todd Norman became part of the practice squad; Robert Bass, Garland Hawkins, and Marcus Durgin were placed on IR with training camp injuries; and Cedric Walker was invited back to camp the following year.


Three members of the 1993 class of undrafted free agents are on the current Bears roster: tight end Ryan Wetnight has been a mainstay for six seasons; linebacker Jim Schwantz was re-signed prior to the '98 campaign; and quarterback Shane Matthews re-signed this off-season.

The following players on the Chicago roster were also signed as undrafted free agents, though not all were originally signed by the Bears: James Allen (1997 by Tennessee), Curtis Anderson (1997 by Jacksonville), Dunstan Anderson (1994 by Kansas City), Shawn Banks (1996 by Cincinnati), Robert Chancey (1997 by San Diego), Chris Dolan (1998), Nick Ferguson (1996 by Cincinnati), Adam Hernandez (1998 by Baltimore), Erik Kramer (1987 by New Orleans), Heron O'Neal (1998 by Jacksonville), Emile Palmer (1996 by New Orleans), Bryan Robinson (1997 by St. Louis), Casey Wiegmann (1996 by New York Jets), and James Williams (1991).

On the Bears' 88 player training camp roster, 30 were never drafted.



1999 Draftees



BEARS' 1999 DRAFT PICKS

Rd	Pick	Draftee	Pos	Ht	Wt	Born	College
1	12	Cade McNown <i>Pick from Washington</i>	QB	6-1	213	1-12-77	UCLA
2	48	Russell Davis <i>Pick from Oakland</i>	DL	6-4	295	3-28-75	North Carolina
3a	66	Rex Tucker	OL	6-5	300	12-20-76	Texas A & M
3b	71	D'Wayne Bates <i>Pick from Washington</i>	WR	6-2	215	12-4-75	Northwestern
3c	78	Marty Booker <i>Pick from Oakland</i>	WR	5-11	215	7-31-76	NW Louisiana
4a	106	Warrick Holdman	LB	6-1	238	11-22-75	Texas A & M
4b	111	Rosevelt Colvin	DE	6-3	260	9-5-77	Purdue
5a	143	Jerry Wisne	G	6-6	308	7-28-76	Notre Dame
5b	144	Khair Samuel	LB	6-3	242	10-14-76	Massachusetts
5c	147	Jerry Azumah	CB	5-10	195	9-1-77	New Hampshire
6	184	Rashard Cook <i>Pick from Cleveland</i>	S	5-11	197	3-18-77	USC
7a	221	Sulecio Sanford	WR	5-10	190	3-23-76	Mid Tennessee St
7b	253	Jim Finn	FB	5-10	245	12-9-76	Penn

Notes:

• The Bears selected with the 12th overall pick in the draft three times before 1999. In 1989, Chicago chose Florida defensive end **Trace Armstrong**. The 1972 12th selection (and second first-round pick) landed Iowa safety **Craig Clemons**. In 1966, the Bears chose LSU defensive tackle **George Rice**.

• The Bears' selection of **Cade McNown** was the eighth time they have used their 1st-round pick on a quarterback in the 64 years of the draft, and 78 Bears first-round selections. (See page 111 for a list of the tabbed QBs). The Bears have also drafted 25 running backs, 12 offensive linemen, 13 D-linemen, seven WRs, five LBs, two safeties, two cornerbacks, and one tight end. Four choices have been traded.



1999 Draftees



CADE McNOWN

Quarterback

6-1 213

January 12, 1977

UCLA

Acquired in 1st round (12th Overall)



COLLEGE CAREER: Highest QB drafted by Bears since Jim McMahon (5th overall) in 1983...First in Pac-10 history in total offense (11,285) and second in passing yards (10,708) ...Owns six of the top 10 passing days in school history and is the only Bruin to pass for more than 355 yards in a game more than once (6 times)...Has accounted for 360+ yards in total offense seven times...His ten 300-yard passing games is also a school record...68 career TD passes broke record of 50 set by Tom Ramsey (1979-82)...Started 44 games, including 43 straight - a school record for QB's...Also holds UCLA career records for pass completions (694) and passing yards (10,708)...In final 22 games (20-2 record), he completed 350 of 592 passes (59/1%) for 5,929 yards, 47 TD's and 15 ints.

SENIOR: Pac-10 co-offensive player of year after leading Bruins to 10-2 record and conference title...Winner of the Johnny Unitas Award; placed third in Heisman Trophy balloting...First-team all-America by Football Coaches Association and Associated Press; second-team by Sporting News and College and Pro Football Weekly...One of three finalists for both the Davey O' Brien National Quarterback Award and Maxwell Award and one of five finalists for the *Football News* Offensive Player of Year...Led offense that averaged 40.5 points (5th in nation) and 482.6 yards (8th in nation); team scored 40 points in first five games of season, a school record...Set single season marks for passing yards (3,470), passing touchdowns (25) and total offense (3,652)...Had 119 completions of at least 10 yards; 31 of at least 35 yards...Finished second in Pac-10 in total offense (299.7) and third in passing efficiency (156.9) - he ranked 9th nationally in both categories...School-record streak of 18 games with at least 200 yards passing stopped in win at Arizona...Set single-game passing record with 513 yards on 26 of 35 marksmanship vs. Miami; tied school mark with five TD passes...Led Bruins to 34-17 over USC becoming first QB in school history to win four games in series...Rallied team from third-quarter deficit by leading Bruins to 24 points in final 16:22 in win at Oregon State, finishing 23 of 37 for 37 yards and 4 TD's...Led Bruins on two fourth-quarter TD drives to erase 10-point deficit in 28-24 win over Stanford...Completed 20 of 36 for 395 and 3 TD's in 41-38 overtime win over Oregon...Fourth most passing yards in Rose Bowl history with 19 of 34 for 340-yard performance...**JUNIOR:** Led country in passing efficiency, finished eighth in Heisman race, was one of three finalists for Davey O'Brien National Quarterback Award...Third-team all-America by Associated Press and *Sporting News*...Finished season with 168.6 quarterback rating, 12th highest in NCAA history, becoming first Bruin since Tom Ramsey in 1982 to lead the nation...Second-team all-Pac-10 by coaches...In Bruins 10-game winning streak, he completed 143 of 235 passes (60.9%) for 2,459 yards and 22 TD's and just four interceptions...Record-setting performance in 66-3 win over Texas with five touchdown passes in first-half...Completed 27 of 43 passes for a career-high 400 yards vs. Tennessee; 18 of 25 for 302 yards in second half...In Cotton Bowl win over Texas A&M, he led the second-largest comeback in bowl's history, rally from a 16-0 deficit in 29-23 win; selected game's outstanding offensive player completing 16 of 23 passes for 239 yards and two TD's...**SOPHOMORE:** Completed 52.4% of his passes for 2,424 yards and 12 TD's...Had 20 completions of at least 25 yards...Completed 29 of 47 passes for 356 yards and TD vs. USC while rallying Bruins from 17-point deficit in the final seven minutes of regulation to a 48-41 double overtime win; 29 completions tied for second on UCLA's single-game list; 47 attempts is third...Completed 22 of 41 for a season-high 395 passing yards vs. Arizona State...Threw for three TD's in win over Washington State...**FRESHMAN:** Selected as UCLA's rookie of the year while throwing for 1,698 yards and 7 TD's...Ranked second on team with 311 rushing yards...Only second UCLA true freshman to start at QB vs. USC (Tom Ramsey, 1979) and led Bruins to TD's in first three possessions enroute to win...Completed 13 of 23 for 289 and ran for 37 yards and two TD's



1999 Draftees

in win over Arizona State...Threw for 150 yards and ran for 52 yards in win over Stanford...Hit 18 of 22 passes for true-freshman record of 306 yards and one TD vs. Fresno State...Rushed for career-high 82 yards and threw three TD passes in Aloha Bowl vs. Kansas.

PERSONAL: Played senior year at West Linn (Ore.) High after three years at San Benito High in Hollister, Cal...All-state and all-American selection as both quarterback and safety...Also set school record in pole vault (15-2) while being selected West Linn's Most Valuable Athlete...Earned all-conference honors as sophomore and junior at San Benito H.S...Three-year starter as guard in basketball...History major at UCLA.

McNown's College Stats

	Atts	Comp	Pct	Yds	TD	INT
1995 Bruins	245	122	.498	1,698	7	8
1996 Bruins	336	176	.524	2,424	12	16
1997 Bruins	312	189	.606	3,116	24	6
1998 Bruins	357	207	.580	3,470	25	11
Total	1,250	694	.555	10,708	68	41

BEARS QB'S TAKEN #1

Cade McNown was the eighth quarterback drafted #1 by the Bears since the draft began in 1936. Chicago has also twice traded away their first round pick for a quarterback, and twice traded a quarterback for a first round pick.

Year	Rookie QB	Pick	College	Notes
1999	Cade McNown	12th	UCLA	pick from Wash with 2,3,4,4 '00, for #7 overall
1987	Jim Harbaugh	26th	Michigan	
1982	Jim McMahon	5th	Brigham Young	
1951a	Bob Williams	2nd	Notre Dame	pick from New York Yankees
1948a	Bobby Layne	7th	Texas	pick from Det thru Pit for HB Ray Evans
1946	Johnny Lujack	4th	Notre Dame	
1942	Frankie Albert	10th	Stanford	
1939a	Sid Luckman	2nd	Columbia	

Bears give up 1st rounder for QB

- 1997 Bears trade #11 pick to Seattle for QB Rick Mirer and a fourth round selection (105th overall) which turns into RB Darnell Autry.
- 1978 Bears trade #20 pick to Cleveland for QB Mike Phipps.

Bears trade QB for first round pick

- 1963b Bears trade QB Ed Brown to Pittsburgh for #11 pick, which turns into C Dave Behrman (Michigan State).
- 1941b Bears trade QB Billy Patterson to Pittsburgh for #3 pick, which turns into FB Norm Standlee



1999 Draftees



RUSSELL DAVIS

Defensive Line

6-4 300

March 28, 1975

North Carolina

Acquired in 2nd round (48th Overall)



COLLEGE CAREER: Started 22 games in Tar Heel career...Played end as freshman and sophomore before moving to tackle for his final two seasons...Had 10.5 sacks, 24 tackles for loss and 49 quarterback hurries in career...Played on defense that included '98 first round picks Greg Ellis (Dallas) and Vonnie Holiday (Green Bay), and '99 first rounder Ebenezer Ekuban.

SENIOR: Started just two games at defensive tackle due to high ankle sprain which bothered him all season...Finished with 36 tackles, two sacks and four tackles for loss...Registered sack vs. Wake Forest...Had six tackles and tackle for loss vs. Florida State...Seven tackles and sack vs. North Carolina State...Top game in Holiday Bowl win over San Diego State, 9 tackles and sack...**JUNIOR:** Started 10 games at defensive tackle and registered 60 tackles, three sacks, nine tackles for loss on an outstanding unit...Also had 21 QB pressures...Had 6 tackles and 1.5 sacks vs. Stanford...Registered 7 tackles, a sack and two tackles for losses vs Georgia Tech...Tallied season-high eight tackles vs Clemson...Had seven tackles, a sack and two stops for losses in Gator Bowl vs Virginia Tech...**SOPHOMORE:** Rotated as defensive end (two starts)...Had 27 tackles and 2.5 sack...Also recovered a fumble and deflected two passes...**FRESHMAN:** Named team's most outstanding freshman...Started eight games at end...Recorded 46 tackles and three sacks, six tackles for loss and nine QB pressures...Led team with three forced fumbles...Top performance vs. NC State with 6 tackles, two forced fumbles and two sacks...Season-high 8 tackles vs. Georgia Tech...Helped preserve Carquest Bowl win over Arkansas with fourth quarter sack and forced fumble...Redshirted as true freshman in 1994.

PERSONAL: All-state choice on defense and honorable mention all-state on offense at E.E. Smith High in Fayetteville, NC...Had three sacks in first half of state all-star game...130 tackles and seven sacks as senior...African-American Studies major.

Davis' College Stats

	Int/Yds	Tkls/Solo	Tkls/Loss	Sack/Yds
1995 Tar Heels	0/0	46/20	6/34	3/24
1996 Tar Heels	0/0	27/14	5/10	2.5/7
1997 Tar Heels	0/0	60/26	9/31	3/21
1998 Tar Heels	0/0	36/17	4/17	2/15
TOTAL	0/0	169/77	24/92	10.6/67

INT'S FOR TD'S

The Bears have returned 66 interceptions for touchdowns in the last 58 years (1941-98), including one for 13 yards by cornerback Walt Harris at Green Bay last season (26-20 loss on 12-13-98).

Remarkably, from 1941-68, the Bears lost only *one game* in which they returned an interception for a score—a feat they accomplished in 35 contests. Chicago was 33-1-1 when returning a pick-off for a touchdown during that period. The one loss was on November 2, 1958, 41-35 at Los Angeles. On November 8, 1953, the Bears and Packers tied 21-21 at Wrigley Field despite an INT for a TD by Chicago.



1999 Draftees



REX TUCKER

Offensive Line

6-5 300

December 20, 1976

Texas A&M

Acquired in 3rd round (66th Overall)



COLLEGE CAREER: Versatile linemen who can play tackle, guard or center...Started his senior season at left tackle, but can also play guard and was Aggies back-up at center as freshman.

SENIOR: All-Big 12 third-team selection after starting every game at left tackle...Graded 81.3% blocking efficiency by A&M's coaches...Helped an offense that totaled 4,056 yards...Played well in big 12 championship win over Kansas State...**JUNIOR:** Played in every game including three starts at left tackle...Registered 19 knockdown blocks while helping Aggie offense gain 4,497 yards...**SOPHOMORE:** Saw limited action as second-team left tackle...Most of playing time came on FG/PAT blocking units...**FRESHMAN:** Reserve center who appeared in all 11 games.

PERSONAL: Blue Chip all-American at Lee High in Midland, Texas...National Top 100 player by Super Prep coming out of high school...Brother of St. Louis Rams' guard Ryan Tucker, a former all-Southwest Conference center at Texas Christian...General Studies major.

Tucker's College Stats

Games/Starts: (48-15) — 1998 (13-13); 1997 (12-3); 1996 (12-0); 1995 (11-0)


'90S DRAFTEES BREAKDOWN

The Bears have drafted 110 players in the 1990s, a decade which began with a 12-round draft (1990-92), later amended to an eight-rounder (1993), before settling with the current seven-round format (1994-99). The Bears had 13 draft choices last spring, the most since 1990's 15; the fewest was six choices in 1994. A breakdown of the Bears' choices in the 1990s, by position:

Position	No. of Choices	No. on Current Roster
Offensive Linemen	18	7
Defensive Backs	16	4
Wide Receivers	11	6
Linebackers	11	4
Running Backs	11	2
Defensive Tackles	11	2
Defensive Ends	10	2
Running Backs	7	1
Quarterbacks	5	2
Tight Ends	4	2
Fullbacks	4	1
Punters/Kickers	2	1



1999 Draftees



D'WAYNE BATES

Wide Receiver

6-2 215

December 4, 1975

Northwestern

Acquired in 3rd round (71st Overall)



COLLEGE CAREER: Holds Northwestern's career records in receptions (210), yards (3,370) and touchdowns (26)...Is second in Big Ten annals in both catches and yards...Three-year starter who missed most of junior season (1997) with broken leg...Helped Northwestern win two Big Ten titles and trips to the Rose and Citrus Bowls.

SENIOR: All-Big Ten first-team selection and semi-finalist for Fred Biletnikoff Award given to top receiver in nation...Led conference with 83 catches for 1,245 yards and nine touchdowns...Became first player in NU history to have two 1,000-yard seasons...His 1,245 receiving yards is school's single season record...Also averaged 7.3 yards on 15 punt returns...Had 9 catches for 156 yards and two TD's vs. UNLV; 9 for 146 and two TD's vs. Hawaii...Caught 8 passes for 112 vs. Michigan...Had 6 receptions for 127 yards and TD at Iowa...**JUNIOR:** Playboy pre-season all-American who caught 3 passes for 40 yards in opener vs. Oklahoma before leg injury...**SOPHOMORE:** Unanimous all-Big Ten first-team selection...Semi-finalist for Biletnikoff Award...Caught 75 passes for 1,196 yards to set school yardage record (Richard Buchanan)...Also caught 12 TD passes to set school mark...Caught 6 passes for 159 yards and two TD's vs Indiana...10 catches for 131 yards and TD vs Wisconsin...Caught 10 passes for 97 yards in Citrus Bowl vs Tennessee...**FRESHMAN:** Second team all-Big Ten after setting school freshman records with 49 receptions for 889 yards and five TD's...Had 6 catches for 131 yards and TD vs. Purdue...145 yards on seven catches in Rose Bowl vs. USC...Redshirted as true freshman in 1994.

PERSONAL: All-state selection at Silver Bluff H.S. in Aiken, SC as quarterback...Aiken County player of year...Same hometown of former Bear William Perry...Threw for over 1,000 yards, 11 TD's and rushed for 580 yards and 11 TD's as senior...Also lettered in basketball and baseball...All-region pitcher who was drafted by Toronto Blue Jays...Psychological Services major.

Bates' College Stats

	Rec	Yds	Avg	Lg	TD
1995 Wildcats	49	889	18.1	72	5
1996 Wildcats	75	1,196	15.9	78	12
1997 Wildcats	3	40	13.3	19	0
1998 Wildcats	83	1,245	15.0	81	9
TOTAL	210	3,370	16.0	81	26





1999 Draftees

MARTY BOOKER

Wide Receiver

5-11 215

July 31, 1976

Northwest Louisiana

Acquired in 3rd round (78th Overall)



COLLEGE CAREER: Ranks second in school history with 178 receptions...Also second in receiving yards (2,784)...Three-year starter who scored 23 touchdowns and averaged 15.6 yards per catch...Strong, physical receiver who is compared to Sterling Sharpe.

SENIOR: All-Independent first-team selection...Caught 75 passes for 1,168 yards and 11 TD's...Averaged 106.2 yards per game...Opened season with 10 catches for 194 yards and two TD's vs. Nicholls State...Also caught 10 for 147 and three TD's vs. Portland State...**JUNIOR:** Appeared in nine games, catching 44 passes for 621 yards and 5 TD's...Had 8 catches for 112 yards vs. Mississippi State...Caught 9 for 159 and two TD's vs. Central Florida...Closed out season with 10 receptions for 152 yards and TD vs. Hawaii...**SOPHOMORE:** Second-team all-Independent in first year as starter...Averaged 16.8 yards on 51 catches...Had 11 catches for 133 yards and TD vs. Arkansas...Career-high 218 yards on 10 catches and two TD's vs. Central Florida; fourth best single game yardage total in school history...**FRESHMAN:** Played in every game and finished with eight catches for 17.5 avg...4 catches for 74 yards vs. Troy State...Redshirted as true freshman in 1994.

PERSONAL: Standout quarterback at Jonesboro-Hodge (LA) High...Threw for 1,418 yards and 16 TD's...Also excelled in track, finishing third in state long jump finals...General Studies major.

Booker's College Stats

	Rec	Yds	Avg	Lg	TD
1995 NE La	8	138	17.5	35	1
1996 NE La	51	857	16.8	68	6
1997 NE La	44	621	14.1	56	5
1998 NE La	75	1,168	15.6	82	11
TOTAL	178	2,784	16.0	82	23

NFL MINICAMP RULES

According to the NFL Collective Bargaining Agreement, league franchises are allowed a maximum of one mandatory minicamp for veteran players each spring. However, if a team hires a new head coach after the end of the regular season, that team may hold two additional voluntary minicamps for veteran players. There is no limitation on the number of minicamps a team may hold for rookie players.

In addition, the CBA stipulates that all minicamps must be a maximum of three days, (not including a day for physical exams); and that the use of pads besides helmets is prohibited, as is any "contact work" including "live" blocking, tackling, pass rushing, and bump-and-run."

The Bears in the spring of '99 held a veteran minicamp in March (26-28), prior to the draft, as well as two minicamps for both rookies and vets, in April (23-25) and June (11-13).



1999 Draftees

WARRICK HOLDMAN


Linebacker

6-1 238

November 22, 1975

Texas A&M

Acquired in 4th round (106th Overall)



COLLEGE CAREER: Started 40 games for Texas A&M including every game at strongside linebacker over his last three seasons...Finished career with 294 tackles, 46 for losses, 16.5 sacks and seven forced fumbles...Played both strong and weakside for Aggies.

SENIOR: All-American honorable mention by *College Sports News*...First team all-Big Twelve Conference selection...Finished third on team with 95 tackles, including 23 stops for losses...Led Aggies with eight pass break-ups and added career-high seven sacks...Forced five fumbles, recovered two and grabbed one interception...*USA Today* National Player of the Week and Big Twelve Defensive Player of the Week after recording eight tackles, two for losses, one sack and recovering a fumble in the endzone vs Nebraska...Recorded 10 tackles, three tackles for losses and a sack vs Southern Mississippi...Recorded 11 tackles and two sacks vs Baylor...Forced and recovered a fumble along with 10 tackles and a sack...**JUNIOR:** Started every game at strongside linebacker finishing with 81 tackles, 13 for losses...Added five sacks and three pass defenses...Recorded 11 tackles, two for losses, and a sack vs Texas Tech...Season-high 13 tackles and a sack vs Baylor...Sacked Cade McNown twice along with 11 tackles in Cotton Bowl vs UCLA...**SOPHOMORE:** Finished second on team with 73 tackles...Added 2.5 sacks, three pass defenses and a forced fumble...Season-high 10 tackles vs Iowa State...**FRESHMAN:** Played in nine games with one start...Finished season with 44 tackles, two sacks, two fumble recoveries and a forced fumble...Recorded seven tackles, one sack and a pass break-up vs Texas Tech...Season-high 12 tackles in first career start vs Baylor...Granted a medical redshirt in 1994.

PERSONAL: Super Prep all-American selection, first-team Class 5A all-State (TX) honors and all-Greater Houston first-team as a senior at Elsie (Alief, Tex) High...Rated as one of the top linebackers in the nation after totaling 151 tackles, three sacks and three fumble recoveries as a senior season...Majored in recreation, parks and tourism sciences.

Holdman's College Stats


	Int-Yds	Tkls-Solo	Force Fum	Fum Rec	Pass Def	Sack-Yds	G-GS
1995 Aggies	0	44-26	1	2	2	2-11	9-3
1996 Aggies	0	73-45	1	0	3	2.5-6	12-12
1997 Aggies	0	81-51	0	0	3	5-25	12-12
1998 Aggies	1-0	95-57	5	2	8	7-35	13-13
Career	1-0	293-179	7	4	16	16.5-77	46-40

DID YOU KNOW?

While teams are permitted to carry a maximum of 45 active players on the gameday roster, squads cannot at any time carry less than 42 players.



1999 Draftees



ROSEVELT COLVIN

Defensive End

6-3 260

September 5, 1977

Purdue

Acquired in 4th round (111th Overall)



COLLEGE CAREER: Three year starter for Boillermakers, including first team all-Big Ten honors after his senior season, second team all-Big Ten after junior year, and honorable mention all Big Ten after his sophomore season...Ranks second in Purdue history with 61 tackles for loss (272 yards in losses)...33.5 career sacks in 36 career starts, including 15 sacks in 13 starts as a senior.

SENIOR: Led team and set Purdue single season record with 15 sacks...Also led team with 21 tackles for 109 yards in losses...Finished tied for sixth with 50 stops...Intercepted one pass and broke-up five others...Tied for team-high with three fumble recoveries...Played in all 13 games. **JUNIOR:** Second team all-Big Ten by the media and honorable mention by the coaches...Boilers' tri-captain...Started all 12 games...Ranked fourth in Big Ten with 12.5 sacks (77 yards lost)...Fourth on squad with 22 tackles for loss (100 yards lost)...Led defensive line with 71 total tackles (35 solo), one blocked kick, two forced fumbles and one pass broken-up...Twice had double digit tackles, including career high 12 at Iowa...Five tackles including three for-loss in Alamo Bowl...Won Purdue's Pit Bull Award after spring practice. **SOPHOMORE:** Honorable mention all-Big Ten...Tied for third in conference in tackles-for-loss (18 for 63)...Won Boillermakers' Newcomer Award...Led team with six sacks (33 yards lost)...Started all 11 games...Compiled 46 tackles (32 solo), two passes broken up, one fumble recovery, and one forced fumble...twice recorded career-high six tackles (vs. Michigan and Indiana). **FRESHMAN:** Played special teams in the final nine games...recorded six tackles (four solos).

PERSONAL: First team all-state, all-Marion County, all-metro and Indianapolis News Defensive Player-of-the-year as a senior at Broad Ripple High in Indianapolis...set school record with 219 tackles and 126 solos senior year...Second-team all-State as a junior...Also played basketball, averaging 14.4 points and 15 rebounds senior year...National Honor Society member and four-year Honor Roll student who graduated in top nine percent of his class...Industrial technology major at Purdue.

Colvin's College Stats

	TKLS	SOLO	ASST	TFL/YDS	SACKS/YDS
1995 Boilers	6	2	4	0/0	0/0
1996 Boilers	46	32	14	18/63	6/33
1997 Boilers	71	35	36	22/100	12.5/77
1998 Boilers	50	35	15	21/109	15/81
TOTAL	173	104	69	61/272	33.5/191





1999 Draftees



JERRY WISNE

Guard

6-6 308

July 28, 1976

Notre Dame

Acquired in 5th round (143rd Overall)



COLLEGE CAREER: Started final two years at "quick" guard for Notre Dame...Mobile interior line-man who is effective at trapping and pass protection...Moved from defensive line to offense at Notre Dame.

SENIOR: Started nine games for Irish at "quick" guard...Posted 40 knockdowns for Notre Dame offense that ranked 16th nationally averaging 212 yards rushing yards per game...Allowed only three sacks during senior campaign...**JUNIOR:** Moved into starting role, opening 11 games at "quick" guard...Also participated on field goal team...Recorded 38 knockdowns for Irish offense that totaled 4,323 yards...Allowed six sacks as a junior...**SOPHOMORE:** Played in nine games as a sophomore with three starts at left guard...Opened contests vs Purdue, Navy and Boston College at left guard...**FRESHMAN:** Saw limited action in one game vs Vanderbilt in first season with Notre Dame.

PERSONAL: First-team all-American pick as a defensive lineman by *USA Today*, *Parade*, *SuperPrep*, *Prep Football Report* and *Bluechip Illustrated* as a senior at Jenks (Tulsa, Okla) High...Earned three letters as a three-year starter at defensive tackle, offensive tackle and tight end...Finished prep career with 110 solo tackles, 46 for losses, 25 sacks and 15 pass break-ups...Recorded 76 tackles, seven sacks and two forced fumbles as a senior captain...Two-time all-City and all-State pick...Recorded 15 sacks as junior lineman...Father, Gerard, played on Notre Dame's 1966 National Championship team...Brother, Andy, is a nose guard at Notre Dame (1997-

Wisne's College Stats

Games/Starts: (30/23) — 1995 (1-0); 1996 (9-3); 1997 (11-11); 1998 (9-9)

STRIKE GAMES

The following Bears games (all on Sundays) were affected by the players strikes in 1982 and 1987.

1982: Weeks 1-2 played as scheduled; Weeks 3-9 cancelled (as follows); Weeks 11-16 played as scheduled; Week 10 (11-14-82) played on 1-2-83 as regular season finale

Cancelled:

9-26-82 @ San Francisco

10-3-82 vs. Minnesota

10-10-82 vs. Green Bay

10-17-82 @ St. Louis Cardinals

10-24-82 vs. Tampa Bay

10-31-82 @ Green Bay

11-7-82 vs. Atlanta

1987: Weeks 1-2 played as scheduled; Week 3 cancelled (as follows); Weeks 4-6 played as scheduled with replacement players (as follows); Weeks 7-16 played as scheduled

Cancelled or played with replacement players:


9-27-87 @ Detroit (cancelled)

10-4-87 Bears 35, @ Philadelphia 3

10-11-87 @ Bears 27, Minnesota 7

10-18-87 New Orleans 19, @ Bears 17

1999 Draftees



KHARI SAMUEL

Linebacker

6-3 242

October 14, 1976

Massachusetts

Acquired in 5th round (144th Overall)

62

COLLEGE CAREER: Started every game (36) in final three seasons for Minutemen, including 14 in Division I-AA Championship senior season...Finished career second in UMass annals with 490 career tackles...Division I-AA all-American, ECAC all-star, and Atlantic 10 Defensive Player of the Year in senior season, and second-team ECAC all-star and second-team A-10 honors after junior campaign...third-team all-Yankee conference choice after sophomore season...18 career sacks for 111 yards lost...52 career tackles-for-loss (161 yards)...Four career interceptions, six fumble recoveries, and 17 forced fumbles.

SENIOR: Consensus all-American and all-Atlantic 10 first-team selection...ECAC all star and Defensive Player of the Year...Started 14 games and recorded career-high 155 tackles (109 solos), two sacks (15 yards lost), and 16 tackles-for-loss (36 yards)...Five passes defended and three interceptions (61 return yards)...Set UMass and conference records with nine forced fumbles...Team captain...Double-digit tackles in 12 of 14 games on the year...Tallied 11 tackles (6 solos), one forced fumble, and a 20-yard INT return for TD versus Rhode Island...Had 14, 11, 11, and 10 tackles in team's four Division I-AA playoff contests...Collected 10 tackles (7 solos) in I-AA title game win over Georgia Southern...**JUNIOR:** Named to the New England Football Writers All-New England team...Finalist for Buck Buchanan Award, given to Division I-AA's top defensive player...Second-team all-Atlantic Conference pick...second-team all-ECAC all-star...Second on Minutemen defense with 123 tackles (76 solos)...Started all 11 games...Three sacks (-23 yards) and 17 tackles-for-loss (59 yards), two PDs and one FR...Atlantic 10 Defensive Player of the Week vs. Richmond with career-high 19 tackles (11 solos, three for-loss)...Recorded 15 tackle against James Madison, and 12 each versus Villanova, Delaware, and Boston U...**SOPHOMORE:** All-Yankee Conference third-team choice...Finished second on UMass defense with 118 tackles (77 solos), six sacks (-31 yards), and nine tackles-for-loss (41 yards)...Three forced fumbles and four PDs...Season high 16 tackles (10 solos) and to sacks vs. Buffalo...Team-high 13 stops vs. Rhode Island and Main...Collected 11 tackles four times (against Holy Cross, Richmond, Northeastern, and New Hampshire)...**FRESHMAN:** Played in every game, starting the final two at strongside outside linebacker (vs. Boston U and Connecticut)...Tallied 94 tackles (62 solos), including 10 tackles-for-loss (25 yards)...Also notched seven sacks for minus 42 yards...Led the team with five forced fumbles, and recovered two...Deflected two passes and enjoyed one interception...Six double digit tackle games, including 13 against Boston U...12 tackles and a pick vs. Holy Cross...Also had 12 stops vs. UConn...Had 11 stops against Lehigh, and ten apiece against Maine and Buffalo.


PERSONAL: Co-captain as senior at Framingham (MA) High...First-team all-Bay State, and Metro West All-Star...Also played running back, and rushed for 800 yards in six games in senior year...Also lettered in lacrosse...Communications major at UMass...Worked for NBC at the Atlanta Olympics prior to sophomore year in college.

Samuel's College Stats

	Ints	Tkls/Solo	Tkls/Loss	Sacks/Yds
1995 Minutemen	1-0	94/62	10/25	7/42
1996 Minutemen	0-0	118/77	9/41	6/31
1997 Minutemen	0-0	123/76	17/59	3/23
1998 Minutemen	3-24	155/109	16/36	2/15
TOTAL	4-24	490/324	52/161	18/111



1999 Draftees



JERRY AZUMAH

Cornerback

5-10 195

September 1, 1977

New Hampshire

Acquired in 5th round (147th Overall)

46

COLLEGE CAREER: One of the most decorated running backs in NCAA history...Rushed for national career-record 6,193 yards...Only player in Division I-AA history to rush for over 1,000 yards four times...Holds Division I-AA record with 8,276 career all-purpose yards...Eclipsed 100 yards rushing in 25 of 41 games played at New Hampshire...Rushed for more than 200 yards in a game nine times and 300 yards twice...Averaged almost six yards a carry over collegiate career.

SENIOR: Walter Payton Award recipient as the top player in Division I-AA football...Unanimous all-American and all-Atlantic Ten Conference selection...ECAC All-Star, New England Player of the Year and Atlantic Ten Offensive Player of the Year...Shattered conference and school season-records with 343 carries for 2,195 yards and 22 touchdowns...Second on team with 20 catches for 218 yards...Averaged 247.8 all-purpose yards per game...Eclipsed 200 yards in five games as a senior...Rushed for 259 yards on 22 carries and scored school-record five touchdowns vs East Stroudsburg...Suffered hip-pointer vs Delaware in second quarter, but returned in fourth and still gained 196 yards on 29 carries...Rushed 52 times for 235 yards and a touchdown vs Connecticut...Ran for 235 yards and returned a kickoff 82 yards for a touchdown vs William & Mary...Scored four touchdowns and ran for 241 yards vs UMass...Broke own school record with career-high 329 yard rushing performance with five touchdowns vs Hofstra...**JUNIOR:** All-American first-team as a returner by the American Football Coaches Association and second-team honors as a running back from the AP and The Sports Network...ECAC All-Star, Golden Helmet recipient, all-Atlantic Ten Conference and all-New England first-team...Led conference and ranked sixth in the nation with 1,585 yards on 271 carries with 17 touchdowns...Caught 26 passes for 298 yards and three scores...Rushed for 189 yards and a touchdown on 28 carries vs Maine...Season-high 300 yard rushing performance on 26 carries vs Boston...**SOPHOMORE:** Named all-ECAC, all-New England and all-Yankee first team...Yankee Conference Offensive Player of the Year and ECAC Golden Helmet recipient...Led conference in rushing (1,308), scoring (126) and all-purpose yards (2,109)...Rushed for 196 yards and two touchdowns on 27 carries vs UConn...Earned *Football Gazette* National Player of the Week honors after rushing for 248 yards with three touchdowns and caught seven passes for 70 yards vs Lehigh...Ran for 210 yards and added 82 yards receiving on six catches vs UMass...**FRESHMAN:** Appeared in eight games with seven starts in first season...Led team with 186 carries for 1,105 yards and eight touchdowns...Finished with 123 yards rushing in first start vs Rhode Island...Exploded for 284 yards on 38 carries vs Lehigh.

PERSONAL: Two-time Central Massachusetts & Shriners All-Star...Led St. Peter Marlon (Worcester, Mass) High to three state titles...Ran for 1,800 yards on 110 carries with 31 touchdowns as a senior...Lettered in basketball and track...Set school records in the long jump & 100 meters...Majored in sociology.


Azumah's College Stats

	Rush	Yds	Avg	Lg	TD	Rec	Yds	Avg	Lg	TD	G-GS
1995 Wildcats	186	1,105	5.9	80	8	15	116	7.7	27	0	8-7
1996 Wildcats	245	1,308	5.3	96	17	45	521	11.6	49	4	11-11
1997 Wildcats	271	1,585	5.8	72	13	26	298	11.5	69	3	11-11
1998 Wildcats	343	2,195	6.4	70	22	20	218	10.9	64	0	11-11
Career	1045	6,193	5.9	96	60	106	1,153	10.9	69	7	41-40



1999 Draftees

RASHARD COOK



Safety

5-11 197

April 18, 1977

USC

Acquired in 6th round (184th Overall)



COLLEGE CAREER: All Pac Ten Conference first-team selection as a senior...Started every game his final two seasons, including 13 games at free safety as a senior, and six games at strong safety and the final five at free safety as a junior...Finished career with five interceptions, 13 tackles-for-loss, and four sacks.

SENIOR: Started 13 games at free safety in senior all-conference season...Second on Trojan defense with 89 tackles (62 solos)...Also recorded two interceptions, five PDs, and two tackles-for-loss...Had 7 tackles and recovered a blocked punt in the end zone for a touchdown against Oregon State...Posted 11 tackles and nine solos against Florida State...Had six tackles each vs. Oregon, Washington State, and California...Registered season-high 13 tackles and forced a fumble against Stanford... Against UCLA, picked off two passes inside the USC 20-yard line facing future Bears teammate Cade McNown...Finished career with six tackles in Sun Bowl against TCU...**JUNIOR:** All Pac 10 honorable mention...Started all 11 games, including the first six at strong safety and final five as FS...Led the Trojans with 79 tackles (67 solos)...Also tallied four sacks for minus 29 yards, and eight tackles tackles-for-loss (-47 yards), and had two forced and two recovered fumbles...Six tackles and forced fumble against Florida State...Eight tackles, two for-loss, vs. Washington State...Pac 10 Defensive Player of the Week for his team-high eight stops, three for-loss, one INT and one forced fumble facing California...Nine tackles and a sack against Arizona State...13 tackles against Notre Dame...Picked off a pass and recovered a fumble vs. Washington...Six stops and a pick vs. Washington...Season-high 14 tackles facing UCLA...**SOPHOMORE:** Backup strong safety and key special teams performer, appearing in 11 games...Notched 42 tackles (32 solos) with two forced fumbles...Started at free safety and recorded 11 tackles against California...Earned Pac 10 Defensive Player of the Week Award with 12 tackles vs. Illinois...7 stops and a forced fumble against Penn State...**FRESHMAN:** Reserve free safety and special teams performer, recording eight tackles...Returned four kickoffs for 48 yards.


PERSONAL: Named *Blue Chip Illustrated* All-American, All-Western, All-State and All-Eastern League as a senior safety and quarterback at Morse (San Diego) High...Ran for 823 yards and eight scores and passed for 874 yards and 9 TDs as a senior...1994 National Football Foundation College Hall of Fame San Diego Scholar-Athlete...also averaged 10 points while lettering in Basketball, and competed for track team in 100 meters (10.9), long jump (23'0"), and triple jump (48'0")...Sociology major at USC...Drafted by Bears on his 22nd birthday.

Cook's College Stats

	INTs	TKLS/SOLO	TKL/LOSS	PD	FF	FR
1995 Trojans	0-0	8/7	0/0	0	0	0
1996 Trojans	0-0	42/32	3/10	1	2	0
1997 Trojans	3-22	79/67	8/47	6	2	2
1998 Trojans	2-1	89/62	2/5	5	0	0
TOTAL	5-23	218/168	13/62	12	4	2



1999 Draftees



SULECIO SANFORD

Wide Receiver

5-10 190

March 23, 1976

Middle Tennessee State

Acquired in 7th round (221st Overall)



COLLEGE CAREER: Despite playing only two seasons at Middle Tennessee State, ranks sixth on school's career-reception list with 81 catches...Played wide receiver and returned punts and kick-offs for Blue Raiders...Averaged over 13 yards a catch over two year college career...Transferred from Georgia Military Institute after 1996 season.

SENIOR: All-Ohio Valley Conference first-team selection...Led Blue Raiders with 54 receptions for 674 yards and seven touchdowns...His 54 catches broke a 33-year old single-season record set in 1965 (53, Jerry Smith)...Rushed five times for 51 yards...Returned 17 punts for 139 yards and 15 kickoffs for 385 yards and a touchdown...Averaged 124.9 all-purpose yards per game...Returned kickoff 99 yards for a touchdown vs Illinois...Grabbed eight passes for 126 yards and two touchdowns...Recorded nine receptions for 127 yards and a touchdown vs Eastern Illinois...Eclipsed 100-yard barrier for third time with 127 yards on seven catches vs SE Missouri...**JUNIOR:** Played in nine games for Middle Tennessee State as a reserve flanker...Caught 27 passes for 407 yards and four touchdowns...Scored first touchdown on an 85-yard punt return vs Tennessee-Chattanooga...Season-high seven catches for 136 yards and a touchdown vs Murray State...Lettered twice as a flanker and return specialist at Georgia Military Institute (1995-96).

PERSONAL: Three-sport letterman at Milledgeville (Ga.) High in football, basketball and track...Majored in physical education.

Sanford's College Stats

	Rush	Yds	Avg	Lg	TD	Rec	Yds	Avg	Lg	TD	G-GS
1997 Blue Raiders	2	-1	-0.5	5	0	27	407	15.1	65	4	9-0
1998 Blue Raiders	5	51	10.2	23	0	54	674	12.5	77	7	10-10
Career	7	50	7.1	23	0	81	1,081	13.3	77	11	19-10

GETTIN' PAST THE PATS

Since their 46-10 Super Bowl XX win over the Patriots on January 26, 1986, the Bears have defeated every NFL team . . . except New England. The last time the Bears met the Patriots was September 21, 1997, in Foxboro; Chicago lost 31-3. The NFC Central will next meet the AFC East in the 2000 season.



1999 Draftees



JIM FINN

Fullback

5-10 245

December 9, 1976

Pennsylvania

Acquired in 7th round (253rd Overall)



COLLEGE CAREER: Ranks fourth in Penn history with 2,277 career rushing yards, and fifth with 180 points scored...Set school records with 1,450 yards rushing on 323 carries (4.5 yard average)...Second best 17 touchdowns in senior season, missing school record set in 1907 by one score...All-Ivy League first team during his junior and senior seasons...Player of the Year and Bushnell Cup recipient as a senior...Made transition to tailback from safety after his sophomore season.

SENIOR SEASON: All-Ivy League first team selection, Player Of the Year & Bushnell Cup recipient...All Eastern College Athletic Conference second-team choice...Scored a team high 102 points, the most in a season since 1940, in addition to setting single season rushing yardage and attempt marks, and second best TDs (see above)...Fourth on Quaker squad with 20 catches for 134 yards...Started ten games...Scored two TDs and rushed for 151 yards on 41 carries...39-136 against Bucknell...29 rushes for 195 yards against Fordham, including 69-yard TD scamper...43 attempts for 259 yards, second best single-game performance in Penn history, and four TDs, against Brown...27-141-2 TDs versus Yale...164 yards rushing on 39 attempts while facing Princeton...106 yards rushing and three touchdowns vs. Harvard...Closed out career with a 36 carry, 188 yard effort (one TD) against Cornell...**JUNIOR:** All-Ivy League first team selection in his first season at running back...Also saw action in the defensive secondary...Carried 155 times for 801 yards (5.2 avg) and 11 TDs...10 KOR for 191 yards (19.1 avg)...Caught 10 passes for 98 yards and one TD...24 tackles as a safety (14 solos), one INT, FF, FR each...Scored 11-yard TD runs versus both Towson State and Bucknell...Season high five tackles and FR against Lehigh...138 rushing yards (24 attempts) and a 15-yard TD run, and 4 tackles, one PD, and 18-yard INT return for a TD against Columbia...21-94 and three ground TDs against Brown...TD runs of 38 and 92 yards (2nd longest in Penn history), and 27-yard TD catch, in rushing for 187 yards (21 carries) vs. Yale...33-146-1 on ground facing Princeton...25-140-2 TDs against Cornell...**SOPHOMORE:** 55 tackles (40 solos) in 10 games (7 starts) at string safety...Three interceptions, five PDs, and three FF...Seven KOR for 111 yards (15.9 avg)...Nine tackles and a pick-off vs. Bucknell...3 tackles and an INT vs. Columbia...20-yard INT return facing Harvard...**FRESHMAN:** Limited action in four games on special teams and as a reserve running back...Gained 26 yards on 11 carries, and recorded 3 tackles.

PERSONAL: Three-time all league, two-time all-county, and all-state choice as a senior at Bergen Catholic (Fair Lawn, NJ)...Led grid squad to two state championships...Also an all-state wrestler as a senior...Won 185-pound state wrestling championship in 1995 with 33-2 record...Enrolled in Wharton School of Business.

Finn's College Stats

	Att	Yds	Avg	TDs	Lg	Rec	Yds	Avg	TDs	Lg
1995 Quakers	11	26	2.4	0	8	0	0	0	0	0
1996 Quakers	Played exclusively at strong safety									
1997 Quakers	155	801	5.2	11	92	10	98	9.8	1	27
1998 Quakers	323	1,450	4.5	17	71	20	134	6.7	0	24
TOTAL	489	2,277	4.7	28	92	30	232	7.7	1	27



Players With Pro Experience

31 Tremayne Allen **Fullback** **Florida**
Ht: 6-2 **Wt: 247** **Born: August 9, 1974**

Spent first two seasons between Bears' practice squad and active roster...Moved from tight end to fullback in 1998 off-season...Inactive all eight weeks on the active roster in 1998(Weeks 6, 10-16)...Signed to practice squad (8/31) after being waived in final cutdown (8/30)...Moved to active roster for remainder of season (11/11) after Curtis Enis placed on IR...Played in two games for Chicago as a rookie in 1997...Inactive for eight others and dressed twice, but did not play...Made NFL debut at Det (11/27)...Caught one pass for nine yards at TB (12/21)...Waived in final cutdown (8/24) only to be signed to active roster (8/27)...Waived and signed to practice squad (9/11)...Signed to active roster for remainder of season (10/7)...Originally signed as an undrafted free agent...Walked on in 1994 and played in 32 games, starting 20, in three-year career at Florida...Recorded 15 career receptions for 261 yards and two touchdowns...Started nine games as a senior, playing in 13, with seven catches for 118 yards and one touchdown to lead Gator tight ends...Named to SEC Academic Honor Roll...Started 11 of 13 games as a junior...Co-recipient of Florida's Best Effort on Offense Award...Led tight ends with eight catches for 143 yards and a touchdown...Awarded scholarship after spring drills in 1995...Saw action in six games in 1994 as a walk-on sophomore...Elected to Florida's Student Senate in 1996...Played defensive end and tight end for 1991 Brentwood Academy State Champion football team...Cousin of Denver Nugget guard Bryant Stith...Majored in building construction.

22 Curtis Anderson **Safety** **Pittsburgh**
Ht: 6-0 **Wt: 203** **Born: September 29, 1973**

Signed with Chicago (1/4/99) during off-season...Sat out 1998 season after being waived by Jacksonville in training camp...Made transition from wide receiver to cornerback as a rookie with the Jaguars...Played the final nine games of 1997 on special teams after spending first part of season on practice squad...Signed to active roster (10/24/97) and recorded eight special teams stops to finish ninth on team...Originally signed as an undrafted free agent...Finished collegiate career at Pittsburgh with 46 receptions for 533 yards and two touchdowns...Started every game as a senior, recording five catches for 55 yards and two touchdowns...Returned 30 kickoffs for 762 yards including a 91-yard TD...Helped set a school record in the indoor 4x200-meter relay at the U.S. Mobil Invitational...Captured first place in the pentathlon in the Big East Outdoor Championships...Started three of eight games played in 1994 and caught 11 passes for 138 yards...Started three of six games played in 1993 with five receptions for 76 yards...Redshirted as a freshman in 1992...Attended E.C. Glass High in Lynchburg, VA where he caught 14 passes for 250 yards and eight touchdowns as a senior...Played in Virginia East-West All-Star game...Three-time state triple jump champion and ranked second in the country in the triple jump according to *USA Today*...Lettered four times in track and twice in basketball...Honor roll student...Graduated with degree in legal studies...Married (Yonette).

70 Ken Anderson **Defensive Tackle** **Arkansas**
Ht: 6-3 **Wt: 310** **Born: October 4, 1975**

Spent 1998 season on injured reserve with left ankle injury...Suffered injury during training camp...Originally signed by Chicago as an undrafted free agent in 1998...Lettered all four years at Arkansas...Totalled 17 tackles for losses as a Razorback...Started nine of 11 games as a senior with collegiate-best 41 tackles, six for losses...Started 10 of 11 games as a junior...Recorded 26 tackles, including seven behind the line of scrimmage for 22 yards in losses...Started three games as a sophomore, totaling 23 tackles on the season...Played as a back-up lineman during 1994 season...Injured in the second game of his freshman season ('93) and received a medical hardship...All-conference as an offensive and defensive lineman after senior year at Captain Shreve High (Shreveport, LA)...Brother is a military escort for President Bill Clinton...Majored in social work.

63 Shawn Banks **Linebacker** **Texas Tech**
Ht: 6-1 **Wt: 235** **Born: October 14, 1972**

Signed with Chicago during off-season (1/20/99) for second time...Spent a portion of training camp with Bears before being waived in cutdown to 60 in 1998...Spent 1997 training camp with Baltimore...Played in the World League for the Frankfurt Galaxy in spring of 1997...Finished second on the Galaxy with 70 tackles and added two interceptions and two sacks...Spent the end of 1996 season on Indianapolis' practice squad after being waived by Cincinnati in training camp (8/20/96)...Originally signed as an undrafted free agent by the Bengals...Started a record 41 straight games for Texas Tech...Helped lead Red Raiders to three consecutive bowl berths...Recorded 32 career tackles-for-loss...Finished fifth in the SWC with 104 tackles as a senior...Attended David W. Carter High in Dallas, TX where he played football and ran track.



Players With Pro Experience

83 Macey Brooks
Ht: 6-5

Wide Receiver
Wt: 215

James Madison
Born: February 2, 1975

Signed to Chicago's practice squad (9/1/98) after being waived by Dallas and later signed to Bears active roster (10/7/98)...Drafted in the NFL and Major League Baseball...Inactive for all 11 games on active roster in 1998 (Weeks 6-16)...Signed to active roster (10/7/98) after spending five weeks on team's practice squad...Originally signed to practice squad (9/1/98) after being waived by Dallas (10/7/98)...One of nine rookie draft choices to make the Cowboy's roster in 1997...Started rookie campaign seeing action early as the third receiver in pre-season...Recorded seven receptions for 98 yards and a touchdown in the first three preseason contests...Season came to an end in third preseason game when he suffered a fractured right forearm against St. Louis (8/15)...Underwent surgery (7/19) to have a plate and screws inserted in the radius bone, and then placed on injured reserve (7/27)...Originally selected by Dallas in the fourth-round (127th overall) of the 1997 NFL Draft...In four years at James Madison, Brooks worked his way into the record book in every category as a receiver...His 2,014 career receiving yards made him just the third receiver in school history to top the 2,000-yard mark for a career...His 118 career receptions left him fourth in school history, and with 25 career touchdown grabs, he broke the school mark of 21...An All-Yankee Conference selection as a senior, Brooks led the team with 828 receiving yards, finished second on the team with 56 catches, and his 14 receiving touchdowns shattered the school record... As a junior, Brooks was third on the team with 32 grabs for 542 yards and second on the club with six touchdowns...Brooks led the team with 552 receiving yards and five touchdowns as a sophomore, and he was second on the team with 32 receptions... A three-year letterman with the baseball team as an outfielder, Brooks was twice selected in the Major League Baseball Draft (San Francisco Giants - second round, 1993 as a high school senior and Kansas City Royals - 55th round, 1996)...Started 119-of-145 games during his three-year baseball career and was a part of the Dukies' 1995 NCAA playoff team...Lettered in four sports (football, basketball, baseball and track) at Kecoughtan High School in Hampton, VA...Majored in health sciences at James Madison.

23 Quincy Coleman
Ht: 5-10

Cornerback
Wt: 185

Jackson State
Born: July 23, 1975

Signed to active roster (12/22/98), but inactive for final game of season...Originally waived by Chicago in training camp (8/24/98)...Signed to practice squad (8/31/98)...Four-year starter at corner for Jackson State...Named first team all-Southwestern Conference senior year after recording 41 tackles, four interceptions, 10 pass break-ups, one forced fumble and one fumble recovery...Returned one interception 95 yards for a touchdown...Played in East-West Shrine Game...Led team in pass break-ups as a junior with 12 and finished second with four interceptions...Recorded 42 tackles...Named first team all-SWAC...Finished second on team in interceptions (5) and pass break-ups (16) as a sophomore...Recorded 25 tackles, forced a fumble and recovered two fumbles, returning one for a touchdown...Named second team all-SWAC...Recorded 50 tackles, 11 passes defended and tied for team lead with four interceptions as a freshman...Returned on interception for a touchdown...Played high school football at Phillips High in Birmingham, AL.

10 Chris Dolan
Ht: 5-11

Punter
Wt: 221

East Texas State
Born: November 22, 1970

Signed with Chicago over off-season (1/20/99)...Spent portion of 1998 training camp with Bears...Two-time all-American punter for East Texas State (now known as Texas A&M-Commerce)...Averaged 41.2 yards per punt over his two-year career...Named second-team all-American by Don Hansen's Football Gazette and C.M. Frank as a senior in 1995...First-team all-Lone Star Conference for second consecutive year...Ranked seventh in NCAA Division II averaging 41.1 yards per punt...Set school playoff record with eight punts vs Portland State for 299 yards...Completed his only pass attempt for 19 yards to have a 3-3 passing total on his career...Named third-team all-American by Don Hansen's Football Gazette and honorable mention by C.M. Frank as a junior...First-team all-Lone Star...Finished seventh in Division II with a 41.3 yard average...Kicked 77 yard punt at Central Oklahoma...Completed two passes for 56 yards...All-conference punter for Tyler (Texas) Junior College as a sophomore...Played two seasons at JC and redshirted one year...Two-time first-team all-State punter at Jacksonville (TX) High...Named to Dave Campbell's Texas Football Super Team in 1988 and to the state all-decade team...Also lettered in track...Majored in health and physical sciences.

91 Chris Draft
Ht: 5-11

Linebacker
Wt: 230

Stanford
Born: February 26, 1976

Signed to active roster (12/2/98) for final four games of 1998 after spending majority of season on practice squad...Inactive Weeks 13-15...Made NFL debut on special teams vs GB



Players With Pro Experience

(12/27/98)...Drafted by Chicago in the sixth round (157th overall) of the 1998 draft...Two-time second team all-Pac 10 selection following his final two seasons at Stanford...Starting inside linebacker for three years (1995-97) and four-year letterwinner...Recorded 316 career tackles, 19 tackles for loss, six sacks and two interceptions...Also a reserve outfielder in 1995 and 1996 that was nationally ranked...Led team in tackles (81) and earned second team all-league despite missing three games with pulled hamstring as a senior...10.1 tackles per game led Pac Ten...Named second-team all-Pac Ten after registering 97 tackles, two sacks, three tackles-for-loss, two forced fumbles, one fumble recovery and three passes defended as a junior...Began sophomore season as reserve outside linebacker, but became starting inside linebacker in second game of season vs. Utah...Earned all-Pac Ten honorable mention after totaling 103 tackles, sixth in conference (9.4 per game)...Voted by teammates as team's most outstanding sophomore...Appeared in all 11 games and started three at three different positions as a freshman...Had 35 tackles, 4 tackles for loss and 2 sacks...Started vs. San Jose State at strong safety (7 tackles, sack), vs. Arizona at outside linebacker, and vs. Washington at defensive end...All-American in both football and baseball at Valencia High in southern California...Played running back and linebacker in high school; ranked among top 25 players in nation as senior as baseball center fielder...Economics major.

26 Nick Ferguson **Safety** **Georgia Tech**
Ht: 5-10 **Wt: 187** **Born: November 27, 1973**

Signed by Chicago in off-season (2/12/99)...Spent spring in NFL Europe League playing for Rhein Fire...Played in Canadian Football League last three seasons...Spent one year with Saskatchewan (1996) before being traded to Winnipeg (5/9/97) where he spent the next two seasons...Spent 1996 training camp with Cincinnati...Originally signed as an undrafted free agent by Bengals...Walk-on at Georgia Tech...Led secondary with 67 tackles as a senior and finished second on team with seven pass break-ups...Played in only three games on special teams as a junior in 1994...Walked-on in 1993 and served as a scout player...Played one year (1992) at Morris Brown College in Atlanta...Attended Jackson High in Florida...Named team MVP as a senior...Majored in management.

73 Joe Fleming **Defensive Tackle** **New Hampshire**
Ht: 6-3 **Wt: 284** **Born: December 5, 1971**

Signed by Chicago over off-season (1/7/99)...Played last three seasons in Canadian Football League...Finished third in CFL with 15 sacks in 1998 for Winnipeg...Recorded 44 tackles on the season...Spent 1996-97 with British Columbia Lions...Recorded 48 tackles in 1997 for Lions with five sacks...Recorded eight tackles and a sack in 1996...Spent 1995 in Cleveland's training camp...Started three seasons at defensive tackle for New Hampshire...Recorded 23.5 sacks over collegiate career...Recorded 38 solo stops, 10 sacks and two forced fumbles as a senior...Named first-team all-Yankee and all-ECAC...Lettered in both football and hockey at Xavierian (MA) High...Played in Shriner's game...Boston Globe and Quincy Patriot Ledger first-team all-scholastic...Drafted by the St. Louis Blues of the NHL...Majored in sociology.

72 Adam Hernandez **Guard** **Yale**
Ht: 6-3 **Wt: 310** **Born: November 14, 1976**

Spent off-season playing for Scottish Claymores in NFL Europe League...Inactive for final two weeks of season with Bears...Signed with Chicago (12/15) off Baltimore's practice squad...Signed by Baltimore as an undrafted rookie free agent...Lettered all four years on defensive line at Yale...Totalled 126 tackles (66 solo) and 10 sacks with 27 starts over career...Started every game as junior and senior...Second-team all-Ivy League as a senior finishing third on team in tackles (63) and second in sacks (10)...Named to CoSIDA/GTE Academic all-America team...Played in every game as a sophomore, starting first five before injuring foot...Bobby Hertz award winner as the Bulldogs' most valuable freshman...All-League and honorable mention All-Metro defensive tackle at Winston Churchill (Potomac, MD)...Lettered twice in football and once in wrestling...1993 Student Athlete of the Year for Montgomery County...All-American rugby player...Born in Washington DC...Considering medical school...Majored in biology...Single.

87 Derrell Mitchell **Wide Receiver** **Texas Tech**
Ht: 5-8 **Wt: 190** **Born: September 16, 1971**

Signed by Chicago during off-season (1/7/99)...Played last two seasons in Canadian Football League...CFL's top receiver in 1998 with 160 catches for 2,004 yards and 10 touchdowns for the Toronto Argonauts...Chrysler CFL Most Outstanding Rookie in 1997 after catching 77 passes for 1,457 yards and 17 touchdowns...Also named as Eastern All-Star, CFL All-Star and won Frank M. Gibson Memorial Trophy as the Most Outstanding Rookie in the Eastern Division...Spent 1996



Players With Pro Experience

training camp with Atlanta Falcons before being waived...Played for Scottish Claymores of World League in 1995, catching 11 passes for 145 yards and a touchdown...Joined New Orleans' camp following World League season, but was waived in final cutdown...Played in 14 games for the Saints in 1994...Finished with one catch for 13 yards, three special teams tackles and a fumble recovery...Returned 13 kickoffs for 129 yards and three punts for nine yards...Originally drafted by New Orleans in the sixth round (176th overall) in the 1994 draft)...Played for Texas Tech his junior and senior seasons after transferring from Joliet (IL) Junior College...Caught 91 passes for 1,312 yards and nine touchdowns in two years as a Red Raider...Started every game as a senior when he hauled in 48 passes for 688 yards and six touchdowns...Also competed on Texas Tech's track team...Lettered in football and track at Northwestern High in Miami, FL...Majored in recreation.

33 Heron O'Neal **Cornerback** **Western Michigan**
Ht: 6-2 **Wt: 195** **Born: February 9, 1975**

Signed by Chicago in off-season (4/19/99)...Spent 1998 season on Jacksonville's practice squad...Originally signed by Jacksonville as an undrafted free agent in 1998...Played corner and safety at Western Michigan University...Started in 34 of 41 games played...Led Mid-American Conference with 14 passes defended and added 44 tackles...Led Broncos in tackles as junior with 84 and added two interceptions...Led defense as a sophomore with three interceptions and nine pass break-ups...Topped the secondary unit with 50 tackles...Played in every game as a redshirt freshman with five starts...Recorded 36 tackles and three interceptions...Redshirted as a true freshman in 1993...Ranked among Chicago's top 30 players as a senior at Mt. Carmel High...Named to all-Catholic League team as a senior...Also earned letters in basketball and track...Captained track team...Majored in exercise science.

69 Chad Overhauser **Tackle** **UCLA**
Ht: 6-4 **Wt: 316** **Born: June 17, 1975**

Inactive for all 16 games as a rookie in 1998...Did not see playing time as a rookie...Originally drafted in the seventh round (217th overall) by Chicago...Four-year starter for Bruins who played both guard and tackle...Started 42 of 46 games including last 30...Recruited to UCLA by Bears' Director of College Scouting Bill Rees...First-team all-American by Associated Press, *Sporting News* and Football Writers Association; second-team by *College and Pro Football Weekly* and *Football News* as a senior...Named all-Pac Ten...Team captain...Started every game at right tackle...First team all-Pac Ten by *Football News* as a junior; honorable mention by the league's coaches as right tackle...Allowed just one sack in 11 games and contributed to UCLA's 154 rushing yards per game...Started 11 of 12 games as a sophomore...Started three games at right tackle and eight at right guard...Named team's most improved player...Expected to serve in backup role as a freshman, but due to injuries started eight of final nine games at right tackle...Redshirted as true freshman in 1993...Blue Chip and Scholastic Coach All-American at Rio Americano High in Sacramento, CA...Two-year, two-way starter as both offensive and defensive lineman...Averaged 19 points, 14 rebounds as senior basketball player...Physiological studies major.

79 Dan Palmer **Guard** **Air Force**
Ht: 6-4 **Wt: 290** **Born: August 24, 1973**

Spent spring in NFL Europe League playing for Frankfurt Galaxy...Signed by Chicago during off-season (1/7/99)...Spent 1998 training camp with San Diego and Chicago...Waived by Chicago in cutdown to 60...Drafted in sixth round (178th overall) by San Diego in 1997...Spent season on Chargers' "Reserve Military" list...Spent 1996 as an assistant coach at Air Force after his athletic eligibility was completed after 1995 season...Started all 12 games at tackle in his senior season...Led Falcons with 125 knockdowns...Started two games at right tackle as a junior before missing remainder of season with shoulder injury...Served as a reserve lineman as a sophomore...Played on junior varsity squad in 1992...Lettered in football, basketball and track at T.L. Hanna High in Anderson, SC...Member of National Honor Society and seventh squadron.

68 Emile Palmer **Defensive Tackle** **Syracuse**
Ht: 6-3 **Wt: 320** **Born: March 5, 1973**

Spent spring playing for Scottish Claymores of NFL Europe League...Signed with Chicago in off-season (3/31/99)...Spent 1998 in Minnesota's training camp...Waived by Vikings in cutdown to 60...Spent portions of 1996-97 with New Orleans...Originally signed by Saints as an undrafted free agent (5/16/96)...Spent portions of '96 season on New Orleans practice squad and later signed to active roster (12/14/96)...Saw only NFL action vs NYG (12/15/96)...Played defensive tackle for two years at Syracuse...Played one year of semi-pro football with Syracuse Storm...Attended Rairmont Heights High in Cheverly, MD.



Players With Pro Experience

43 **Greg Williams**
Ht: 5-10

Safety
Wt: 191

North Carolina
Born: March 12, 1976

Spent spring playing for the Amsterdam Admirals in NFL Europe...Signed by Chicago as an undrafted free agent in 1998...Waived in cutdown to 53 (8/30)...Joined one of the top secondary's in the nation after switching from wide receiver to safety before junior season at North Carolina...Received Tar Heel's Most Improved Defensive Player of the Year after senior season...Started nine games, recording 83 tackles, two interceptions and eight pass break-ups...Posted at least 10 tackles in five of nine games...Severely sprained ankle kept him out of final to regular season contests...Made successful transition from wide receiver to strong safety as a junior...Moved into starting line-up in third week and averaged six tackles a game the rest of the year...Recorded 66 tackles, four passes defended and an interception...Played in 10 of 11 games at wide receiver as a sophomore...Recorded his first and only career-catch for 10 yards vs Ohio...One of three North Carolina true freshman to see playing time in 1994...Played in every game, returning three kickoffs for 48 yards...Named first-team *USA Today*, *Parade* and *SuperPrep* all-America as a senior at Bolingbrook (Ill.) High...Unanimous all-state selection and named Player of the Year in the state of Illinois by Gatorade, the *Chicago Sun-Times* and the *Chicago Tribune*...All-conference selection in 1992 and 1993 on both offense and defense...Majored in sociology.

Undrafted Free Agents

46o **Marlon Chambers**
Ht: 6-8

Tight End
Wt: 295

Louisiana Tech
Born: July 21, 1974

Sat out 1998 season with a broken arm...Originally transferred to Louisiana Tech to play basketball...Did not play college football until his junior year...Played in 11 games as a back-up tight end and H-back as a junior...Caught 12 passes for 117 yards and one touchdown in his only collegiate football season...Played basketball for two years at Spartanburg JC in South Carolina before transferring to Louisiana Tech...Graduated from Roy Miller (Corpus Christi, TX) High...Lettered in both football and basketball...Majored in criminal justice.

62o **Michael Early**
Ht: 6-2

Center
Wt: 300

Norfolk State
Born: June 2, 1977

Started two years at tackle for Norfolk State...Named all-Mid Eastern Athletic Conference as a junior and senior...Top blocker for Spartan rushing attack averaging over 140 yards per game...Also played defensive tackle in certain short yardage situations...Transferred from Benedict College in Columbia, SC after being named the teams most valuable player in 1996...Regional first team selection as a senior at Brunswick (Ga.) High...Majored in health and physical education.

35o **Love Jefferson**
Ht: 6-3

H-Back
Wt: 255

Washington State
Born: February 15, 1976

Three-year letterman at Washington State after transferring from Pacific when the school dropped its football program...Caught 35 passes for 526 yards and two touchdowns over collegiate career...Started all 12 games for the Cougars at tight end as a senior...Finished third on team with 19 catches for 340 yards...Invited to play in Hula Bowl...Started 12 games over junior season...Caught 15 passes for 185 yards and two touchdowns...Served as a back-up tight end as a sophomore in 11 games...Caught one pass for one yard...Redshirted as a freshman at Pacific (1994-95)...Earned three letters in football at Bolsa Grande (Garden Grove, Calif) High...Led the league in receiving as a senior and was named Garden Grove league offensive player of the year...Brother, Tafa, spent 1997 training camp with Bears as an offensive tackle...Majored in social psychology.

48 **Derrick Spiller**
Ht: 6-3

Tight End
Wt: 257

Texas A&M
Born: September 8, 1977

One of Texas A&M's top receivers over his last three years from the tight end position...Finished collegiate career with 60 catches for 919 yards and seven touchdowns...Finished second on team in receiving as a senior with 20 catches for 269 yards and three touchdowns...Caught four balls for 51 yards and a touchdown vs Texas...Recorded four receptions for 92 yards in Big 12 championship win over Kansas State...Played in the East/West Shrine Game...Named second-team all-Big 12 as a junior...Led Aggies in catches (25), receiving yards (436) and touchdown catches (4)...Averaged



Undrafted Free Agents

team-high 17.4 yards per catch...Caught teams three longest pass attempts of season with 47, 58 and 63-yard receptions...Finished third on team with 14 catches for 194 yards as a sophomore...Started in 12 games, missing North Texas contest with a sprained ankle...Played in all 11 games as a true freshman with one catch for one yard...Also added one catch in the Alamo Bowl...Led LaMarque (TX) High to Class 4A state finals as a senior...Finished season with 20 catches for 408 yards and three touchdowns...Voted team MVP...Majored in biomedical science.

45 Aaron Stecker
Ht: 5-11

Running Back
Wt: 205

Western Illinois
Born: November 13, 1975

Left Western Illinois as the school's all-time leading rusher, despite playing only two years...Finished career as a Leatherneck with 3,081 yards on 550 carries with 36 touchdowns... Owns Leathernecks' top six single-game rushing performances...Transferred to Western Illinois after spending two seasons at Wisconsin...Led team as a senior with 1,124 yards rushing and 12 touchdowns...Rushed for 382 yards in three Division 1-AA playoff games...Rushed for over 100 yards in seven of the nine games he played...Did not play the first two games of senior season due to injury...Led NCAA Division 1-AA in scoring as a junior with 150 points, the fourth highest in Division 1-AA history...Finished second in the nation with 1,957 rushing yards...Finished second in the Walter Payton Award balloting, despite tying with the winner with 12 first place votes...Set 23 WIU records and seven Gateway Conference records over junior season...Named to six all-American teams and was the Gateway Conference Player of the Year and Newcomer of the Year...Eclipsed the 100-yard rushing barrier in nine games and 200-yard mark in five contests...Played two seasons at Wisconsin totaling 626 yards rushing on 122 carries...Served as a return specialist as a sophomore, returning 28 kickoffs for 603 yards...Rushed for 334 yards as a freshman, the sixth highest ever by a Badger freshman...Recorded two 100-yard efforts...Tied school record with a 100-yard kickoff return for a touchdown, the longest return in college football in 1995...Redshirted in 1994...Named Wisconsin Player of the Year by AP and *Milwaukee Journal* as a senior at Ashwaubenon (Green Bay, WI) High...Rushed for 2,157 yards and 37 touchdowns en route to the state finals...Played wide receiver as a junior and caught 44 passes and eight touchdowns...Lettered four year in both football and baseball...Named all-state in both sports as a junior and senior...Majored in law enforcement.

43o Damon Washington
Ht: 5-11

Running Back
Wt: 193

Colorado State
Born: February 20, 1977

Finished second all-time in Colorado State rushing annals with 3,432 yards...Eclipsed 100-yard mark 14 times over collegiate career, second most in Rams history...Caught 33 passes over career for 197 yards...Led Rams ground attack as a senior with 645 yards on 147 carries with five touchdowns...Missed two games with an ankle injury...Finished fifth in the WAC with 1,112 yards rushing as a junior...Named first-team all-WAC Pacific and was a Doak Walker Award nominee...Rushed for 1,075 yards as a sophomore in just nine full games...Named honorable mention all-WAC Pacific...Rushed for over 100 yards in six games...Played in 12 games as a true freshman rushing for 600 yards and two touchdowns...Lettered three times in football, twice in basketball and four times in track at Southwest (San Diego, CA) High...Named to *San Diego Union Tribune* all-County team after rushing for 1,561 yards as a senior.





1999 Bears Veteran Roster

No	Name	Pos	Ht	Wt	Born	Exp	College	Accq
1	Jeff Jaeger	K	5-11	190	11-26-64	13	Washington	WFA-96 (Oak)
4	Moses Moreno	QB	6-1	205	9-5-75	2	Colorado State	D7b-98
9	Shane Matthews	QB	6-3	196	6-1-70	6	Florida	UFA-99 (Car)
12	Erik Kramer	QB	6-1	208	11-6-64	10	NC State	UFA-94 (Det)
15	Jim Miller	QB	6-2	218	2-9-71	6	Michigan State	WFA-98 (Det)
16	Todd Sauerbrun	P/KO	5-10	209	1-4-73	5	West Virginia	D2b-95
20	James Allen	RB	5-10	215	3-28-75	2	Oklahoma	WFA-97 (Phi-PS)
21	Terry Cousin	CB	5-9	182	4-11-75	3	South Carolina	UnFA-97
24	Glyn Milburn	RB/KR	5-8	174	2-19-71	7	Stanford	TR-98 (GB)
25	Tom Carter	CB	6-0	190	9-5-72	7	Notre Dame	TFA-97 (Wash)
27	Walt Harris	CB	5-11	195	8-10-74	4	Mississippi State	D1-96
29	Frankie Smith	CB	5-9	182	10-8-68	7	Baylor	WFA-98
30	Ricky Bell	CB	5-10	194	10-2-74	3	North Carolina State	WFA-97 (Jax)
32	Edgar Bennett	RB	6-0	218	2-15-69	8	Florida State	UFA-98 (GB)
36	Ray Austin	S	5-11	204	12-21-74	3	Tennessee	WFA-98 (NYJ)
37	Tony Parrish	S	5-11	206	11-23-75	2	Washington	D2-98
38	Robert Chancey	FB	6-0	252	9-7-72	3	no college	WFA-98
44	Curtis Enis	RB	6-0	240	6-15-76	2	Penn State	D1-98
47	Chris Hudson	S	5-10	199	10-6-71	5	Colorado	UFA-99 (Jax)
49	Ty Hallock	FB	6-2	254	4-30-71	7	Michigan State	UFA-98
52	Andre Collins	LB	6-1	243	5-4-68	10	Penn State	UFA-98
53	Lemanski Hall	LB	6-0	235	11-24-70	5	Alabama	TR-98 (Ten)
54	Ricardo McDonald	LB	6-2	252	11-8-69	8	Pittsburgh	UFA-98 (Cin)
55	Sean Harris	LB	6-3	252	2-25-72	5	Arizona	D3a-95
57	Olin Kreutz	C	6-2	295	6-9-77	2	Washington	D3-98
58	Chris Villarrial	C	6-4	310	6-9-73	4	Indiana (PA)	D5-96
59	Jim Schwantz	LB	6-2	240	1-23-70	6	Purdue	WC-98 (SF)
60	Casey Wiegmann	C	6-3	295	7-20-75	4	Iowa	WC-97 (NYJ)
65	Patrick Mannelly	T/LS	6-5	285	4-18-75	2	Duke	D6b-98
67	Greg Huntington	G	6-3	300	9-22-70	7	Penn State	WFA-97 (Jax)
71	James Williams	T	6-7	340	3-29-68	9	Cheyney State (PA)	UnFA-91
74	Jimmy Herndon	T	6-8	318	8-30-73	4	Houston	TR-97 (Jax)
75	Todd Perry	G	6-5	308	11-28-70	7	Kentucky	D4a-93
78	Blake Brockermeier	T	6-4	312	4-11-73	5	Texas	UFA-99 (Car)
80	Curtis Conway	WR	6-0	194	3-13-71	7	USC	D1-93
81	Bobby Engram	WR	5-10	192	1-7-73	4	Penn State	D2-96
82	Fabien Bownes	WR	5-11	192	2-29-72	3	Western Illinois	UnFA-95
84	John Allred	TE	6-4	249	9-9-74	3	USC	D2-97
85	Alonzo Mayes	TE	6-4	268	6-4-75	2	Oklahoma State	D4-98
86	Chris Penn	WR	6-0	198	4-20-71	6	Tulsa	TR-97 (KC)
88	Marcus Robinson	WR	6-3	215	2-27-75	2	South Carolina	D4b-97
89	Ryan Wetnight	TE	6-2	236	11-5-70	7	Stanford	UnFA-93
90	Jamal Duff	DE	6-7	285	3-11-72	5	San Diego State	UFA-99 (Was)
92	Barry Minter	LB	6-2	245	1-28-70	7	Tulsa	TR-93 (Dal)
93	Paul Grasmanis	DT	6-2	298	8-2-74	4	Notre Dame	D4-96
94	Keith Burns	LB	6-2	245	5-16-72	6	Oklahoma State	UFA-99 (Den)
95	Dunstan Anderson	DE	6-3	275	12-31-70	4	Tulsa	UFA-99
96	Clyde Simmons	DE	6-5	292	8-4-64	14	Western Carolina	UFA-99 (Cin)
97	Mike Wells	DT	6-3	315	1-6-71	7	Iowa	UFA-98 (Det)
98	Bryan Robinson	DL	6-4	295	6-22-74	3	Fresno State	WFA-98 (StL)
99	Jim Flanigan	DT	6-2	288	8-27-71	6	Notre Dame	D3-94



1999 Bears First Year Roster

FIRST YEAR PLAYERS* (17)

No	Name	Pos	Ht	Wt	Born	College	Acq
31	Allen, Tremayne	FB	6-2	247	8-9-74	Florida	UnFA-97
22	Anderson, Curtis	S	6-0	203	9-29-73	Pittsburgh	WFA-99
70	Anderson, Ken	DT	6-3	310	10-4-75	Arkansas	UnFA-98
63d	Banks, Shawn	LB	6-1	235	10-14-72	Texas Tech	UFA-99
83	Brooks, Macey	WR	6-5	215	2-2-75	James Madison	WFA-98 (Dal)
23	Coleman, Quincy	DB	5-10	185	7-23-75	Jackson State	UnFA-98
10	Dolan, Chris	P	5-11	221	11-22-77	East Texas State	WFA-99
91	Draft, Chris	LB	5-11	230	2-26-76	Stanford	D6a-98
26	Ferguson, Nick	CB	5-10	187	11-27-73	Georgia Tech	WFA-99
73	Fleming, Joe	DT	6-3	284	12-5-71	New Hampshire	WFA-99
72o	Hernandez, Adam	G	6-3	310	11-14-76	Yale	WC-98 (Bal)
87	Mitchell, Derrell	WR	5-8	190	9-16-71	Texas Tech	WFA-99
33	O'Neal, Heron	CB	6-2	195	2-9-75	Western Michigan	WFA-99
69	Overhauser, Chad	T	6-4	316	6-17-75	UCLA	D7a-98
79o	Palmer, Dan	G	6-4	290	8-24-73	Air Force	WFA-98
72d	Palmer, Emile	DT	6-3	320	4-5-73	Syracuse	WFA-99
43d	Williams, Greg	DB	5-10	191	3-12-76	North Carolina	WFA-98 (Chi)

ROOKIES (19)

No	Name	Pos	Ht	Wt	Born	College	Acq
46d	Azumah, Jerry	DB	5-10	195	9-1-77	New Hampshire	D5c-99
19	Bates, D'Wayne	WR	6-2	215	12-4-75	Northwestern	D3b-99
14	Booker, Marty	WR	5-11	215	7-31-76	NE Louisiana	D3c-99
46o	Chambers, Marlon	TE	6-8	295	7-21-74	Louisiana Tech	UnFA-99
68d	Colvin, Roosevelt	DE	6-3	260	9-5-77	Purdue	D4b-99
35d	Cook, Rashard	S	5-11	197	4-18-77	USC	D6-99
79d	Davis, Russell	DL	6-4	295	3-28-75	North Carolina	D2-99
62o	Early, Michael	G	6-2	300	6-2-77	Norfolk State	UnFA-99
39	Finn, Jim	RB	5-10	245	12-9-76	Pennsylvania	D7b-99
65d	Holdman, Warrick	LB	6-1	238	11-22-75	Texas A&M	D4a-99
35o	Jefferson, Love	HB	6-3	255	2-15-76	Washington State	UnFA-99
8	McNow, Cade	QB	6-1	213	1-12-77	UCLA	D1-99
62d	Samuel, Khari	LB	6-3	242	10-14-76	UMass	D5b-99
17	Sanford, Sulecio	WR	5-10	190	3-23-76	Mid Tenn St	D7a-99
48	Spiller, Derrick	TE	6-3	257	9-8-77	Texas A & M	UnFA-99
45	Stecker, Aaron	RB	5-11	205	11-13-75	Western Illinois	UnFA-99
63o	Tucker, Rex	OL	6-5	300	12-20-76	Texas A&M	D3a-99
43o	Washington, Damon	RB	5-11	193	2-20-77	Colorado State	UnFA-99
68o	Wisne, Jerry	G	6-6	308	7-28-76	Notre Dame	D5a-99

* First year designation is for players who have previously been in a professional football league in either training camp, regular season, or post-season; but were not on the active roster (or IR) for at least six games.

pro NUN see ay shun

Jerry Azumah	ah ZOO muh	Khari Samuel	CAR ee
Tremayne Allen	tree MAIN	Sulecio Sanford	suh LEE see oh
Fabien Bownes	FAY bee en BOW ens	Todd Sauerbrun	SOUR brun
Robert Chancey	CHAN see	Chris Villarrial	vuh LAR ree uhl
Curtis Enis	EE nis	Casey Wiegmann	WEG man
Paul Grasmanis	grass MAN us	Jerry Wisne	WHIZ knee
Jeff Jaeger	JAY grr		
Olin Kreutz	kroots	Tim Bream	BRAME
Moses Moreno	mo REH no	Gary Crowton	KRÖ ton
Heron O'Neal	huh RON	Dick Jauron	juh RON



Career NFL Stats of Active Bears

SCORING

	TDs:	Ru-	Re-	Rt	PAT	FG	S	Pts
Jaeger (12)	0	0	0		314	227	0	995
Bennett (6)	21	10	0		2(2)	0	0	190
Conway (6)	0	26	0		1(2)	0	0	158
Engram (3)	0	13	0		0	0	0	78
Penn (5)	0	11	0		1(2)	0	0	68
Milburn (6)	1	6	3		0	0	0	60
Wetnight (6)	0	8	0		0	0	0	48
Simmons (13)	0	0	5		0	0	1	32
Hallock (6)	1	3	0		0	0	0	24
Flanigan (5)	0	3	0		1(2)	0	0	20
Collins (9)	0	0	3		0	0	0	18
Kramer (9)	3	0	0		0	0	0	18
J. Allen (1)	1	1	0		0	0	0	12
Chancey (1)	2	0	0		0	0	0	12
Hudson (4)	0	0	2		0	0	0	12
Bownes (3)	0	1	0		0	0	0	6
W. Harris (1)	0	0	1		0	0	0	6
Matthews (5)	1	0	0		0	0	0	6
Minter (6)	0	0	1		0	0	0	6
M. Robinson (1)	0	1	0		0	0	0	6

RUSHING

	No	Yds	Avg	Lg	TD
Bennett (6)	1109	3,964	3.6	43	21
Milburn (6)	163	706	4.3	29	1
Enis (1)	133	497	3.7	29	0
J. Allen (1)	58	270	4.7	57	1
Conway (6)	32	267	8.3	29	0
Kramer (9)	121	133	1.1	12	3
Chancey (1)	29	122	4.2	14	2
Hallock (6)	17	62	3.6	14	1
Sauerbrun (4)	3	11	3.7	8	0
Moreno (1)	4	9	2.3	9	0
Engram (3)	1	3	3.0	3	0
Matthews (5)	1	2	2.0	2	1
Flanigan (5)	1	0	0.0	0	0
Penn (5)	1	-1	-1.0	-1	0
Miller (5)	3	-2	-0.7	2	0

RECEIVING

	No	Yds	Avg	Lg	TD
Conway (6)	285	4,072	14.3	85	27
Bennett (6)	270	2,129	7.9	40	10
Milburn (6)	146	1,154	7.9	50	6
Engram (3)	142	1,775	12.5	79t	13
Wetnight (6)	134	1,245	9.3	38	8
Penn (5)	131	1,688	12.9	37	11
Hallock (6)	59	465	7.9	24	3
Mayer (1)	21	217	10.3	22	0
Bownes (3)	17	215	12.6	44	1
Chancey (1)	11	102	9.3	15	0
J. Allen (1)	8	77	9.6	33	1
Allred (2)	8	70	8.8	18	0
Enis (1)	6	20	3.3	7	0
M. Robinson (1)	4	44	11.0	20t	1
Flanigan (5)	3	7	2.3	4	3
Mitchell (2)	1	13	13.0	13	0
T. Allen (1)	1	9	9.0	9	0

() Seasons in the NFL with at least 1 game played.
Does not include post-season games.

PUNT RETURNS

	Ret	FC	Yds	Avg	Lg	TD
Milburn (6)	218	92	2,166	9.9	93t	1
Hudson (4)	32	-	348	10.9	60	0
Engram (3)	32	19	286	8.9	34	0
Penn (5)	18	6	160	8.9	20	0
Conway (6)	8	9	63	7.9	24	0
Mitchell (2)	3	-	9	3.0	-	0

KICKOFF RETURNS

	No	Yds	Avg	Lg	TD
Milburn (6)	277	6,742	24.3	94t	2
Conway (6)	31	678	21.8	55	0
Engram (3)	27	607	22.5	45	0
Bownes (3)	20	415	20.8	36	0
Penn (5)	11	220	20.0	34	0
Mitchell (2)	6	129	21.5	30	0
Flanigan (5)	2	26	13.0	14	0
Chancey (1)	2	18	9.0	18	0
Wiegmann (2)	1	8	8.0	8	0

PUNTING

	No	Yds	Avg	Net	TBln20	Lg	B
Sauerbrun (4)	243	10,371	42.7	33.7	32	63	72
Jaeger (12)	2	45	22.5	22.5	0	0	27

INTERCEPTIONS

	No	Yds	Avg	Lg	TD
Tom Carter (6)	23	284	12.3	51t	1
Collins (9)	13	279	21.5	-	3
W. Harris (3)	11	71	6.5	26	1
Hudson (4)	8	61	7.6	-	0
Simmons (13)	3	85	28.3	60	2
Minter (6)	3	24	8.0	17	1
Parrish (1)	1	8	8.0	8	0
Cousin (2)	1	0	0.0	0	0
S. Harris (4)	1	0	0.0	0	0
McDonald (7)	1	0	0.0	0	0

DEFENSE

	Tackles	Solo	FF	FR	PD	Sk
Simmons (13)	998	636	21	12	42	114
Collins (9)	788	482	6	3	27	25.5
Minter (6)	528	300	5	4	17	8.5
McDonald (7)	491	361	7	2	13	14
Flanigan (5)	336	172	3	4	1	30.5
W. Harris (3)	292	233	7	4	58	0
Tom Carter (6)	287	237	0	0	83	0
Wells (5)	227	120	0	2	6	4.5
Hudson (4)	208	155	2	4	16	0.5
S. Harris (4)	131	81	1	0	2	1
F. Smith (6)	121	90	1	0	7	1
Schwartz (6)	113	71	0	0	1	0
Parrish (1)	111	70	5	2	8	1
Cousin (2)	76	57	1	2	19	0
Duff (3)	67	50	2	0	9	9
Grasmanis (3)	65	33	0	1	0	1.5
Burns (5)	56	38	1	0	1	1.5
B. Robinson (2)	38	22	0	0	1	1.5
Austin (2)	19	10	0	0	0	0
Hall (4)	19	10	0	1	1	2
J. Williams (8)	18	9	0	0	1	1
D. Anderson (2)	9	3	0	1	1	0
Bell (3)	7	5	0	0	0	0

	Att	Cmp	Yds	Cmp%	Y/Att	TD	TD%	Int	Int%	Lg	Sack-Lost	Rating
Kramer (9)	2,158	1,239	14,549	57.4	6.74	90	4.1	69	3.1	85	115-726	78.6
Miller (5)	81	45	520	55.6	6.42	2	2.5	5	6.2	42t	n/a	57.6
Moreno (1)	43	19	166	44.2	3.86	1	2.3	0	0.0	21t	2-16	62.7
Matthews (5)	17	13	158	76.5	9.29	1	5.9	0	0.0	26	1-3	124.1
Conway (6)	5	2	56	50.0	11.20	2	50.0	0	0.0	23	0-0	
Sauerbrun (4)	2	2	63	100.0	31.50	1	100.0	0	0.0	47	0-0	118.8

1998 Final Standings



NATIONAL FOOTBALL CONFERENCE

Central Division		Eastern Division		Western Division	
W	L	T	Pct.	PF	PA
15	1	0	.938	556	296
Minnesota					
11	5	0	.688	408	319
*Green Bay					
8	8	0	.500	314	295
Tampa Bay					
5	11	0	.313	306	378
Detroit					
4	12	0	.250	276	368
BEARS					
10	6	0	.625	381	275
Dallas					
9	7	0	.563	325	378
*Arizona					
8	8	0	.500	287	309
N.Y. Giants					
6	10	0	.375	319	421
Washington					
3	13	0	.188	161	344
Philadelphia					
14	2	0	.875	442	289
Atlanta					
12	4	0	.750	479	328
*San Francisco					
6	10	0	.375	305	359
New Orleans					
4	12	0	.250	336	413
Carolina					
4	12	0	.250	285	378
St. Louis					

* Wild Card qualifier for playoffs

1998 NFL POST-SEASON

NFC Wild Card Playoff Games
 Arizona 20, DALLAS 7
 SAN FRANCISCO 30, Green Bay 27

NFC Divisional Playoff Games
 ATLANTA 20, San Francisco 18
 MINNESOTA 41, Arizona 21
NFC Championship Game
 ATLANTA 30, Minnesota 27 (OT)

AFC Wild Card Playoff Games
 MIAMI 24, Buffalo 17
 JACKSONVILLE 25, New England 10

AFC Divisional Playoff Games
 DENVER 38, Miami 3
 N.Y. JETS 34, Jacksonville 24
AFC Championship Game
 DENVER 23, N.Y. Jets 10

SUPER BOWL XXXIII at Pro Player Stadium, Miami, Florida
 Denver (AFC) 34, Atlanta (NFC) 19

AFC-NFC PRO BOWL at Aloha Stadium, Honolulu, Hawaii
 AFC 23, NFC 10

- Miami finished ahead of Buffalo based on better net division points (6 to Bills' 0).
- Oakland finished ahead of Seattle based on head-to-head sweep (2-0).
- Carolina finished ahead of St. Louis based on head-to-head sweep (2-0).

AMERICAN FOOTBALL CONFERENCE

Central Division		Eastern Division		Western Division	
W	L	T	Pct.	PF	PA
11	5	0	.688	392	338
Jacksonville					
8	8	0	.500	330	320
Tennessee					
7	9	0	.438	263	303
Pittsburgh					
6	10	0	.375	269	335
Baltimore					
3	13	0	.188	268	452
Cincinnati					
12	4	0	.750	416	266
N.Y. Jets					
10	6	0	.625	321	265
*Miami					
10	6	0	.625	400	333
*Buffalo					
9	7	0	.563	337	329
*New England					
3	13	0	.188	268	452
Indianapolis					
14	2	0	.875	501	309
Denver					
8	8	0	.500	288	356
Oakland					
8	8	0	.500	372	310
Seattle					
7	9	0	.438	327	363
Kansas City					
5	11	0	.313	241	342
San Diego					



1998 Final Statistics

WON 4, LOST 12

Sept. 6	L	23-24	JACKS'VILLE	55,614
Sept. 13	L	12-17	at Pittsburgh	59,084
Sept. 20	L	15-27	at Tampa Bay	64,328
Sept. 27	L	28-31	MINNESOTA	57,783
Oct. 4	W	31-27	DETROIT	55,562
Oct. 11	L	7-20	at Arizona	47,860
Oct. 18	W	13-12	DALLAS	59,201
Oct. 25	W	23-20	at Tennessee	40,089
Nov. 8	L	12-20	ST. LOUIS	50,263
Nov. 15	L	3-26	at Detroit	63,152
Nov. 22	L	13-20	at Atlanta	60,804
Nov. 29	L	17-31	TAMPA BAY	51,938
Dec. 6	L	22-48	at Minnesota	64,247
Dec. 13	L	20-26	at Green Bay	59,813
Dec. 20	W	24-3	BALTIMORE	40,853
Dec. 27	L	13-16	GREEN BAY	58,393

	Bears	Opp
TOTAL FIRST DOWNS	264	300
Rushing	89	121
Passing	154	155
Penalty	21	24
3rd Down: Made/Att	75/215	80/196
3rd Down Pct.	34.9	40.8
4th Down: Made/Att	11/25	3/6
4th Down Pct.	44.0	50.0
POSSESSION AVG.	29:26	30:34
TOTAL NET YARDS	4766	5103
Avg. Per Game	297.9	318.9
Total Plays	979	963
Avg. Per Play	4.9	5.3
NET YARDS RUSHING	1713	1875
Avg. Per Game	107.1	117.2
Total Rushes	454	479
NET YARDS PASSING	3053	3228
Avg. Per Game	190.8	201.8
Sacked/Yards Lost	31/224	28/173
Gross Yards	3277	3401
Att./Completions	494/284	456/292
Completion Pct.	57.5	64.0
Had Intercepted	13	14
PUNTS/AVERAGE	80/42.6	72/42.8
NET PUNTING AVG.	80/36.5	72/35.7
PENALTIES/YARDS	86/714	102/852
FUMBLES/BALL LOST	29/21	33/14
TOUCHDOWNS	30	42
Rushing	9	12
Passing	16	27
Returns	5	3

SCORE BY PERIOD	1	2	3	4	OT	Tot
BEARS	51	95	53	77	0	276
OPPONENTS	61	104	116	87	0	368

SCORING TDs: Ru-Pa-Rt K-PAT FG S Pts

Jaeger	0	0	0	0	27/28	21/26	0	90
Engram	5	0	5	0			0	30
Penn	3	0	3	0			0	20
Conway	3	0	3	0			0	18
Milburn	3	0	0	3			0	18
J. Allen	2	1	1	0			0	12
Bennett	2	2	0	0			0	12
Chancey	2	2	0	0			0	12
Stenstrom	2	2	0	0			0	12
Wetnight	2	0	2	0			0	12
Bownes	1	0	1	0			0	6
Hallock	1	1	0	0			0	6
W. Harris	1	0	0	1			0	6
Kramer	1	1	0	0			0	6
S. Lee	1	0	0	1			0	6
M. Robinson	1	0	1	0			0	6
Thierry	0	0	0	0			1	2
BEARS	30	9	16	5	27/28	21/26	2	276
OPPONENTS	42	12	27	3	36/38	26/31	0	368

2-PT CONVERSIONS: Penn, Bears 1-2; Opp's 1-4.

RUSHING

	No	Yds	Avg	Lg	TD
Bennett	173	611	3.5	43	2
Enis	133	497	3.7	29	0
J. Allen	58	270	4.7	57	1
Chancey	29	122	4.2	14	2
Stenstrom	18	79	4.4	14	2
Conway	5	48	9.6	29	0
Hallock	13	41	3.2	14	1
Kramer	13	17	1.3	8	1
Moreno	4	9	2.3	9	0
Milburn	4	8	2.0	3	0
Morris	3	8	2.7	6	0
Engram	1	3	3.0	3	0
BEARS	454	1713	3.8	57	9
OPPONENTS	479	1875	3.9	50	12

RECEIVING

	No	Yds	Avg	Lg	TD
Engram	64	987	15.4	79t	5
Conway	54	733	13.6	47	3
Penn	31	448	14.5	37	3
Bennett	28	209	7.5	31	0
Hallock	25	166	6.6	16	0
Wetnight	23	168	7.3	30	2
Mayes	21	217	10.3	22	0
Chancey	11	102	9.3	15	0
J. Allen	8	77	9.6	33	1
Enis	6	20	3.3	7	0
Bownes	5	69	13.8	44	1
M. Robinson	4	44	11.0	20t	1
Milburn	4	37	9.3	13	0
BEARS	284	3277	11.5	79t	16
OPPONENTS	292	3401	11.6	98t	27



1998 Final Statistics

INTERCEPTIONS	No	Yds	Avg	Lg	TD
W. Harris	4	41	10.3	26	1
Collins	3	29	9.7	28	0
T. Carter	2	20	10.0	19	0
Minter	1	17	17.0	17	0
Thierry	1	14	14.0	14	0
Parrish	1	8	8.0	8	0
Cousin	1	0	0.0	0	0
S. Harris	1	0	0.0	0	0
BEARS	14	129	9.2	28	1
OPPONENTS	13	146	11.2	33	1

KICKOFF RETURNS	No	Yds	Avg	Lg	TD
Milburn	62	1550	25.0	94	2
Chancey	2	18	9.0	18	0
Bowens	1	19	19.0	19	0
Wiegmann	1	8	8.0	8	0
BEARS	66	1595	24.2	94	2
OPPONENTS	55	1097	19.9	40	0

SACKS: Flanigan 8.5, Thomas TM 4.5, Thierry 3.5, Wells 3.0, S. Lee 2.0, Grasmanis 1.0, S. Harris 1.0, McDonald 1.0, Minter 1.0, Parrish 1.0, Reeves 1.0, B. Robinson 0.5, TEAM 28.0, OPP'S 31.0

PUNTING	No	Yds	Avg	Net	TBIn	20	Lg	B
Horan	64	2643	41.3	35.4	4	12	57	0
Sauerbrun	15	741	49.4	42.1	3	6	71	0
Jaeger	1	27	27.0	27.0	0	0	27	0
BEARS	80	3411	42.6	36.5	7	18	71	0
OPPNTS	72	3084	42.8	35.7	11	20	68	1

PUNT RETURNS	Ret	FC	Yds	Avg	Lg	TD
Milburn	25	15	291	11.6	93	1
BEARS	25	15	291	11.6	93	1
OPPONENTS	38	19	349	9.2	53	1

FIELD GOALS	1-19	20-29	30-39	40-49	50+
Jaeger	2/2	8/9	9/10	1/4	1/1
BEARS	2/2	8/9	9/10	1/4	1/1
OPPONENTS	2/2	12/12	3/4	7/10	2/3
Jaeger: (45G, 35G, 42N, 19G) (19G, 36G) (26G, 29N, 52G) () (23G) () (22G, 29G) (39G, 26G, 34N, 33G) (31G) (31G, 43N) (35G, 32G) (33G) () () (20G) (29G, 48N, 21G)					
OPPONENTS: (23G) (49G) () (50G) (28G, 53N, 43G) (49G, 46N, 40G) (23G, 33G) (29G, 19G, 49B) (24G, 33G) (24G, 25G) (50G, 44G) (28G) (30G, 20G) (35G, 43G, 40G, 24G) (45B, 27G) (39N, 18G)					

PASSING	Att	Cmp	Yds	Cmp%	Yd/Att	TD	TD%	Int	Int%	Lg	Sack/Lost	Rating
Kramer	250	151	1823	60.4	7.29	9	3.6	7	2.8	79	10/71	83.1
Stenstrom	196	112	1252	57.1	6.39	4	2.0	6	3.1	48	19/137	70.4
Moreno	43	19	166	44.2	3.86	1	2.3	0	0.0	21	2/16	62.7
Bennett	2	1	18	50.0	9.00	1	50.0	0	0.0	18	0/0	120.8
Horan	2	1	18	50.0	9.00	1	50.0	0	0.0	18	0/0	120.8
Conway	1	0	0	0.0	0.00	0	0.0	0	0.0	0	0/0	39.6
BEARS	494	284	3277	57.5	6.63	16	3.2	13	2.6	79	31/224	77.5
OPPONENT	456	292	3401	64.0	7.46	27	5.9	14	3.1	98	28/173	93.5

DEFENSE	Tackles	Solo	Assist	FF	FR	PD	Sacks	Yards	Int-Yds
Carter, M.	159	101	58		2	2	5		
Minter	140	93	44	2	1	2	1	9	1-17
Parrish	111	70	35	5	2	7	1	7	1-8
Harris, S.	107	70	35	1		2	1	0	1-0
Wells	98	51	44			3	3	11	
Flanigan	86	34	42	1	1		8.5	55	
Harris, W.	85	65	19	1	1	21			4-41-1td
Cousin	73	55	17	1	2	18			1-0
McDonald	57	36	18	2		4	1	24	
Lee	57	30	24	1	1		2	14	
Collins	49	30	19			1			3-29
Thierry	43	19	17	3		2	3.5	11	1-14
Robinson, B.	30	17	12			1	0.5	5	
Forbes	25	15	9	1		1			
Grasmanis	20	12	7				0.5	3	
Thomas	19	5	8	1		2	4	28	
Hilliard	18	17	1			2			
Reeves	11	6	4				1	1	
Hall	9	3	6		1				
Carter, T.	8	7	1			2			2-20
Austin	7	2	5						
Mangum	4	3	1			1			
Bell	4	3	1						
Smith	1		1						

KEY: FF - Forced Fumbles; FR - Fumbles Recovered; PD - Passes Defended
Compiled from coaches watching game films.

See page 17 for '98 special teams tackles.



1998 Game Summaries

Game 1

Jacksonville 24, Bears 23

Soldier Field (55,614)

Sunday, September 6, 1998

JACKSONVILLE	0	7	7	10	- 24
CHICAGO	3	10	0	10	- 23

BEARS - Jaeger 45 FG (4-9, 1:57). **JAGUARS** - Stewart 3 pass from Brunell (Hollis kick) (8-66, 4:24). **BEARS** - Milburn 88 kickoff return (Jaeger kick). **BEARS** - Jaeger 35 FG (9-25, 2:01). **JAGUARS** - Stewart 7 run (Hollis kick) (4-27, 1:48). **JAGUARS** - Hollis 23 FG (7-27, 2:52). **BEARS** - Bennett 1 run (Jaeger kick) (11-72, 5:26). **BEARS** - Jaeger 19 FG (10-57, 4:16) **JAGUARS** - J. Smith 4 pass from Brunell (Hollis kick) (12-87, 3:39)

	Jaguars	Bears
First downs.....	21	16
Total net yards.....	367	321
Rushes-yards.....	33-160	34-132
Att-comp-net.....	35-22-207	27-16-189
Times thrown-yds lost.....	1-0	0-0
Int-TDs.....	2-2	0-0
Punts - avg.....	5-43	4-45.5
Penalties-yards.....	3-26	4-26
Fumbles-lost.....	4-1	2-2
Time of possession.....	29:50	30:10

RUSHING

BEARS - Enis 12-77, Bennett 13-30-1, Chancey 3-8, Conway 1-8, Hallock 3-6, Kramer 2-3.

JAGUARS - Stewart 26-115, Brunell 6-43, Taylor 1-2.

RECEIVING

BEARS - Conway 6-91, Bennett 4-19, Ingram 2-35, Wetnight 2-33, Enis 1-7, Hallock 1-4.

JAGUARS - J. Smith 9-90-1, McCardell 7-72, Stewart 3-22-1, Banks 1-10, Shelton 1-8, Mitchell 1-5.

PASSING

BEARS - Kramer 27-16-189.

JAGUARS - Brunell 35-22-207, 2 TD, 2 int.

INTERCEPTIONS

BEARS - T. Carter 1-19, Minter 1-17.

JAGUARS - None.

SACKS

BEARS - S. Harris 1-0.

JAGUARS - None.

Game 2

Pittsburgh 17, Bears 12

Three Rivers Stadium (59,084)

Sunday, September 13, 1998

CHICAGO	0	9	0	3	- 12
PITTSBURGH	0	7	10	0	- 17

BEARS - Ingram 54 pass from Kramer (Kick wide right) (2-58, 0:49). **STEELERS** - Bettis 1 run (N. Johnson, kick) (9-83, 5:57). **BEARS** - Jaeger 19 FG (4-42, 0:29). **STEELERS** - N. Johnson 49 FG (9-49, 4:54). **STEELERS** - Coleman 13 pass from Stewart (Johnson kick) (4-27, 1:59). **BEARS** - Jaeger 36 FG (9-26, 3:58).

	Steelers	Bears
First downs.....	17	19
Total net yards.....	251	320
Rushes-yards.....	27-142	33-130
Att-comp-net.....	30-17-109	33-18-190
Times thrown-yds lost.....	3-28	1-4
Int-TDs.....	1-1	1-1
Punts - avg.....	8-51.1	8-50.4
Penalties-yards.....	5-39	5-32
Fumbles-lost.....	0-0	1-1
Time of possession.....	32:02	27:58

RUSHING

BEARS - Enis 22-94, Bennett 7-27, Morris 2-8, Chancey 1-2, Hallock 1-(-1).

STEELERS - Bettis 21-131-1, Huntley 2-7, Stewart 4-4.

RECEIVING

BEARS - Conway 5-50, Ingram 4-76-1, Penn 2-23, Hallock 2-18, Mayes 2-12, Chancey 1-11, Bennett 1-6, Enis 1-(-2).

STEELERS - C. Johnson 5-40, Bruener 3-38, Coleman 2-23-1, Hawkins 2-20, Witman 2-3, Blackwell 1-5, Fuamatu-Ma'afala 1-5, Lyons 1-3.

PASSING

BEARS - Kramer 33-18-194, 1 TD, 1 int.

STEELERS - Stewart 30-17-137, 1 TD, 1 int.

INTERCEPTIONS

BEARS - T. Carter 1-1.

STEELERS - Lake 1-22.

SACKS

BEARS - Thomas 2-20, McDonald 1-8.

STEELERS - Henry 0.5-2, Vrabel 0.5-2.



1998 Game Summaries

Game 3

Tampa Bay 27, Bears 15

Raymond James Stadium (64,328)
Sunday, September 20, 1998

CHICAGO	10	5	0	0	-15
TAMPA BAY	0	0	13	14	-27

BEARS - Jaeger 26 FG (11-46, 4:03). **BEARS** - Milburn 93 punt return (Jaeger kick). **BEARS** - Dilfer forced out of end zone by Thierry for SAFETY **BEARS** - Jaeger 52 FG (8-45, 2:00). **BUCS** - Anthony 13 pass from Dilfer (2-pt failed) (14-81, 8:59). **BUCS** - Moore 44 pass from Dilfer (Husted kick) (4-62, 2:24). **BUCS** - Dunn 43 run (Hunter-Dilfer pass) (2-75, 0:50). **BUCS** - Alstott 2 run (2-pt failed) (9-55, 6:05).

	Bucs	Bears
First downs.....	20	13
Total net yards.....	364	254
Rushes-yards.....	38-220	25-85
Att-comp-net.....	18-12-144	32-19-169
Times thrown-yds lost.....	1-3	0-0
Int-TDs.....	0-2	0-0
Punts - avg.....	3-48.7	4-45.8
Penalties-yards.....	4-44	5-35
Fumbles-lost.....	3-2	3-2
Time of possession.....	32:55	27:05

RUSHING

BEARS - Enis 15-48, Bennett 6-28, Chancey 3-9, Morris 1-0.

BUCS - Alstott 20-103-1, Dunn 10-82-1, Anthony 1-32, Dilfer 5-3, Neal 1-0, [] 1-0.

RECEIVING

BEARS - Conway 4-77, Engram 3-29, Wetnight 3-13, Bennett 3-10, Penn 2-21, Enis 2-5, Chancey 1-9, Mayes 1-5.

BUCS - Anthony 5-56-1, Moore 2-53-1, Williams 2-23, Hunter 1-13, Dunn 1-4, Alstott 1-(-2).

PASSING

BEARS - Kramer 32-19-169.

BUCS - Dilfer 18-12-147, 2 TD.

INTERCEPTIONS

BEARS - None.

BUCS - None.

SACKS

BEARS - Thierry 1-3.

BUCS - None.

Game 4

Minnesota 31, Bears 28

Soldier Field (57,783)
Sunday, September 27, 1998

MINNESOTA	7	3	14	7	-31
CHICAGO	7	14	0	7	-28

VIKINGS - R. Smith 67 pass from Cunningham (Anderson kick) (5-81, 2:17). **BEARS** - Engram 33 pass from Kramer (Jaeger kick) (7-84, 3:39). **VIKINGS** - Anderson 50 FG (9-23, 4:48). **BEARS** - Penn 23 pass from Kramer (Jaeger kick) (5-80, 2:26). **BEARS** - Engram 4 pass from Kramer (Jaeger kick) (7-66, 4:18). **VIKINGS** - Glover 19 pass from Cunningham (Anderson kick) (5-34, 1:49). **VIKINGS** - Carter 35 pass from Cunningham (Anderson kick) (4-68, 1:34). **VIKINGS** - Moss 44 pass from Cunningham (Anderson kick) (1-44, 0:07) **BEARS** - Wetnight 19 pass from Kramer (Jaeger kick) (6-82, 0:45).

	Vikings	Bears
First downs.....	17	23
Total net yards.....	351	452
Rushes-yards.....	27-93	26-91
Att-comp-net.....	25-16-258	39-25-361
Times thrown-yds lost.....	3-17	1-11
Int-TDs.....	0-4	1-4
Punts - avg.....	5-35.4	6-41.7
Penalties-yards.....	4-38	9-55
Fumbles-lost.....	0-0	0-0
Time of possession.....	26:57	33:03

RUSHING

BEARS - Bennett 11-47, Enis 14-43, Hallock 1-1. **VIKINGS** - R. Smith 19-76, Hoard 2-7, Cunningham 5-6, Moss 1-4.

RECEIVING

BEARS - Engram 6-123-2, Penn 4-73-1, Hallock 4-42, Bownes 3-56, Wetnight 3-36-1, Mayes 2-17, Bennett 2-16, Chancey 1-9. **VIKINGS** - Carter 4-68-1, Reed 3-22, Smith 2-83-1, Moss 2-52-1, Glover 2-33-1, Palmer 1-14, Evans 1-6, Cunningham 1-(-3).

PASSING

BEARS - Kramer 39-25-372, 4 TD, 1 int.

VIKINGS - Cunningham 25-16-275, 4 TD.

INTERCEPTIONS

BEARS - None.

VIKINGS - Fuller 1-30.

SACKS

BEARS - Flanigan 1-1, Minter 1-9, Thomas 1-7.

VIKINGS - Randle 1-11.



1998 Game Summaries

Game 5

Bears 31, Detroit 27

Soldier Field (55,562)
Sunday, October 4, 1998

DETROIT	10	0	17	0	-27
CHICAGO	0	10	0	21	-31

LIONS - Hanson 28 FG (4-7, 1:54) **LIONS** - Morton 98 pass from Batch (Hanson kick) (3-98, 0:21) **BEARS** - M. Robinson 20 pass from Kramer (Jaeger kick) (9-67, 4:32). **BEARS** - Jaeger 23 FG (13-40, 5:33) **LIONS** - Chryplewicz 3 pass from Batch (Hanson kick) (6-46, 2:41) **LIONS** - Vardell 1 run (Hanson kick) (3-41, 1:38). **LIONS** - Hanson 43 FG (4-3, 2:07) **BEARS** - Penn 18 pass from Bennett (Jaeger kick) (9-75, 4:42) **BEARS** - Bownes 6 pass from Kramer (Jaeger kick) (13-72, 6:33) **BEARS** - Kramer 1 run (Jaeger kick) (5-58, 1:28).

	Lions	Bears
First downs.....	15	23
Total net yards.....	340	405
Rushes-yards.....	26-94	37-125
Att-comp-net.....	31-16-246	38-27-280
Times thrown-yds lost.....	4-22	2-13
Int-TDs.....	0-2	0-3
Punts - avg.....	8-41.3	4-44.3
Penalties-yards.....	7-44	2-15
Fumbles-lost.....	0-0	5-5
Time of possession.....	24:11	35:49

RUSHING

BEARS - Bennett 21-88, Enis 8-18, Chancey 2-13, Kramer 5-3, Milburn 1-3.

LIONS - Batch 8-58, Sanders 14-28, Schlesinger 1-5, Rivers 1-2, Vardell 2-1.

RECEIVING

BEARS - Penn 6-106-1, Ingram 4-44, Wetnight 4-5, Bennett 3-32, Chancey 3-32, M. Robinson 2-33-1, Mayes 2-27, Bownes 2-13-1, Hallock 1-1.

LIONS - Rasby 5-39, Moore 4-49, Morton 2-138-1, Crowell 2-22, Sanders 2-17, Chryplewicz 1-3.

PASSING

BEARS - Kramer 37-26-275, 2 TD, Bennett 1-1-18, 1 TD.

LIONS - Batch 31-16-268, 2 TD.

INTERCEPTIONS

BEARS - None. **LIONS** - None.

SACKS

BEARS - Flanigan 3-21, Thomas 1-1.

LIONS - Boyd 1-6, Abrams 1-7.

Game 6

Arizona 20, Bears 7

Sun Devil Stadium (47,860)
Sunday, October 11, 1998

CHICAGO	0	0	0	7	-7
ARIZONA	3	14	0	3	-20

CARDINALS - Nedney 49 FG (12-51, 6:04) **CARDINALS** - Bates 2 run (Nedney kick) (5-21, 1:59) **CARDINALS** - Bates 2 run (Nedney kick) (4-14, 1:01). **CARDINALS** - Nedney 40 FG (6-23, 3:33) **BEARS** - Ingram 79 pass from Kramer (Jaeger kick) (3-83, 0:39).

	Cardinals	Bears
First downs.....	21	12
Total net yards.....	295	289
Rushes-yards.....	46-145	22-66
Att-comp-net.....	25-18-150	28-16-223
Times thrown-yds lost.....	1-7	2-24
Int-TDs.....	2-0	4-1
Punts - avg.....	5-39.4	5-47.2
Penalties-yards.....	7-59	5-46
Fumbles-lost.....	5-3	4-4
Time of possession.....	36:00	24:00

RUSHING

BEARS - Bennett 9-29, Enis 11-26, Hallock 1-9, Kramer 1-2.

CARDINALS - Murrell 21-67, Pittman 17-56, Plummer 4-8, Bates 3-7-2, Sanders 1-7.

RECEIVING

BEARS - Conway 6-54, Ingram 5-142-1, Penn 3-37, Bennett 1-7, Hallock 1-7.

CARDINALS - Centers 7-52, Sanders 4-32, Moore 3-24, Murrell 1-24, Metcalf 1-19, McWilliams 1-5, Gedney 1-1.

PASSING

BEARS - Kramer 28-16-247, 1 TD, 4 int.

CARDINALS - Plummer 25-18-157, 2 int.

INTERCEPTIONS

BEARS - W. Harris 1-26, S. Harris 1-0.

CARDINALS - McKinnon 3-20, Williams 1-15.

SACKS

BEARS - Flanigan 1-7.

CARDINALS - Swann 1-18, M. Smith 1-6.



1998 Game Summaries

Game 7

Bears 13, Dallas 12

Soldier Field (59,201)
Sunday, October 18, 1998

DALLAS	3	3	6	0	-12
CHICAGO	0	0	7	6	-13

COWBOYS - Cunningham 23 FG (6-8, 2:18)
COWBOYS - Cunningham 23 FG (9-74, 4:43)
BEARS - Penn 13 pass from Kramer (Jaeger kick) (6-64, 2:58) **COWBOYS** - LaFleur 1 pass from Garrett (2-pt failed) (7-50, 3:41)
BEARS - Jaeger 22 FG (14-67, 6:42) **BEARS** - Jaeger 29 FG (11-69, 4:50).

	Cowboys	Bears
First downs.....	13	18
Total net yards.....	236	299
Rushes-yards.....	26-108	31-79
Att-comp-net.....	26-14-128	30-18-220
Times thrown-yds lost.....	1-8	3-13
Int-TDs.....	1-1	1-1
Punts - avg.....	7-44.6	6-39.8
Penalties-yards.....	11-92	4-28
Fumbles-lost.....	2-0	2-1
Time of possession.....	27:53	32:07

RUSHING

BEARS - Enis 12-30, Bennett 12-28, Chancey 3-17, Conway 1-3, Hallock 1-1, Kramer 2-0.
COWBOYS - Smith 16-78, Warren 3-20, Mills 1-4, Garrett 4-3, Johnston 2-3.

RECEIVING

BEARS - Penn 5-66-1, Mayes 4-57, Engram 3-49, Conway 2-29, Milburn 2-18, Chancey 1-9, Wetnight 1-5.
COWBOYS - Irvin 5-62, Mills 3-21, Warren 2-10, Bjornson 1-34, Davis 1-8, LaFleur 1-1-1, Johnston 1-0.

PASSING

BEARS - Kramer 30-18-233, 1 TD, 1 int.
COWBOYS - Garrett 26-14-136, 1 TD, 1 int.

INTERCEPTIONS

BEARS - Collins 1-(-4).
COWBOYS - Coakley 1-18.

SACKS

BEARS - Flanigan 1-8.
COWBOYS - Coakley 1-5, Pittman 1-1, Mathis 1-7.

Game 8

Bears 23, Tennessee 20

Vanderbilt Stadium (40,089)
Sunday, October 25, 1998

CHICAGO	7	3	10	3	-23
TENNESSEE	0	10	0	10	-20

BEARS - Chancey 1 run (Jaeger kick) (1-1, 0:10) **OILERS** - DelGreco 29 FG (13-83, 7:22)
BEARS - Jaeger 39 FG (12-59, 6:04) **OILERS** - Mason 13 pass from McNair (DelGreco kick) (9-79, 1:31) **BEARS** - Hallock 6 run (Jaeger kick) (5-24, 3:09) **BEARS** - Jaeger 26 FG (10-56, 4:45) **OILERS** - DelGreco 19 FG (12-70, 6:44) **OILERS** - Thomas 7 run (DelGreco kick) (8-76, 3:05) **BEARS** - Jaeger 33 FG (8-40, 2:41).

	Oilers	Bears
First downs.....	25	20
Total net yards.....	356	286
Rushes-yards.....	28-180	41-148
Att-comp-net.....	29-18-176	24-13-138
Times thrown-yds lost.....	4-11	1-6
Int-TDs.....	1-1	0-0
Punts - avg.....	2-57.5	3-39
Penalties-yards.....	6-40	7-45
Fumbles-lost.....	5-3	1-1
Time of possession.....	26:58	33:02

RUSHING

BEARS - Enis 21-85, Bennett 14-45, Kramer 3-9, Hallock 1-6-1, Conway 1-2, Chancey 1-1.
OILERS - George 21-137, McNair 4-42, Thomas 2-10-1, Sanders 1-(-9).

RECEIVING

BEARS - Conway 4-51, Engram 4-27, Penn 2-24, Bennett 1-18, Chancey 1-15, Hallock 1-9.
OILERS - Harris 6-53, George 3-22, Mason 2-28-1, Davis 2-21, Roan 2-7, Byrd 1-18, Wycheck 1-13, Dyson 1-5, Thomas 0-20.

PASSING

BEARS - Kramer 24-13-144.
OILERS - McNair 29-18-187, 1 TD, 1 int.

INTERCEPTIONS

BEARS - W. Harris 1-0.
OILERS - None.

SACKS

BEARS - Reeves 1-1, Thierry 1-1, Wells 1-3, Flanigan 1-6.
OILERS - Evans 1-6.



1998 Game Summaries

Game 9

St. Louis 20, Bears 12

Soldier Field (50,263)

Sunday, November 8, 1998

ST. LOUIS	0	14	3	3	- 20
CHICAGO	7	0	3	2	- 12

BEARS - Conway 4 pass from Stenstrom (Jaeger kick) (12-70, 8:24) **RAMS** - Proehl 3 pass from Banks (Wilkins kick) (13-70, 6:39) **RAMS** - Banks 7 run (Wilkins kick) (7-54, 2:54) **RAMS** - Wilkins 24 FG (-68, 4:50) **BEARS** - Jaeger 31 FG (9-41, 5:29) **RAMS** - Wilkins 33 FG (9-43, 4:49) **BEARS** - Offensive holding in end zone on Rams' punt attempt for SAFETY.

	Rams	Bears
First downs.....	20	15
Total net yards.....	266	251
Rushes-yards.....	29-64	24-129
Att-comp-net.....	31-24-202	26-15-122
Times thrown-yds lost.....	0-0	4-32
Int-TDs.....	0-1	1-1
Punts - avg.....	3-38	6-40.7
Penalties-yards.....	11-82	8-99
Fumbles-lost.....	2-1	1-0
Time of possession.....	30:48	29:12

RUSHING

BEARS - Enis 18-76, Stenstrom 2-24, Bennett 3-15, Chancey 1-14.
RAMS - Holcombe 13-25, Banks 5-10-1, Moore 3-10, Kennison 1-9, Henley 6-8, Harris 1-2.

RECEIVING

BEARS - Conway 3-27-1, Wetnight 3-11, Engram 2-54, Hallock 2-15, Enis 2-10, Mayes 2-10, Penn 1-27.
RAMS - Proehl 8-99-1, Henley 5-32, Harris 4-22, Kennison 3-23, Moore 2-10, Armstrong 1-9, R. Williams 1-7.

PASSING

BEARS - Stenstrom 25-15-154, 1 TD, 1 int; Conway 1-0-0.
RAMS - Banks 31-24-202, 1 TD.

INTERCEPTIONS

BEARS - None.
RAMS - Lyle 1-0.

SACKS

BEARS - None.
RAMS - M.A. Jones, 1-10, Carter 1-9, Farr 1-8, J. Williams 1-5.

Game 10

Detroit 26, Bears 3

Pontiac Silverdome (63,152)

Sunday evening, November 15, 1998

CHICAGO	0	3	0	0	- 3
DETROIT	7	10	6	3	- 26

LIONS - Vardell 12 pass from Batch (Hanson kick) (5-45, 3:08) **BEARS** - Jaeger 31 FG (11-67, 5:33) **LIONS** - Vardell 3 run (Hanson kick) (8-63, 4:19) **LIONS** - Hanson 24 FG (9-60, 4:59) **LIONS** - Vardell 1 run (kick blocked) (12-79, 6:29) **LIONS** - Hanson 25 FG (15-89, 10:11).

	Lions	Bears
First downs.....	24	14
Total net yards.....	391	252
Rushes-yards.....	34-145	21-105
Att-comp-net.....	21-16-246	27-14-147
Times thrown-yds lost.....	1-7	5-25
Int-TDs.....	0-1	0-0
Punts - avg.....	2-55	3-42.3
Penalties-yards.....	9-66	5-60
Fumbles-lost.....	2-0	1-0
Time of possession.....	35:07	24:53

RUSHING

BEARS - Bennett 18-73, Conway 1-29, Chancey 1-4, Stenstrom 1-(-1).
LIONS - Sanders 24-114, Rivers 4-22, Batch 4-5, Vardell 2-4-2.

RECEIVING

BEARS - Engram 4-74, Hallock 4-27, Conway 2-25, Bennett 2-14, Penn 1-18, Mayes 1-14.
LIONS - Morton 5-109, Crowell 3-57, Sloan 2-28, Stablein 2-21, Rasby 1-17, Vardell 1-12, Sanders 1-6, Moore 1-3.

PASSING

BEARS - Stenstrom 25-13-159; Moreno 2-1-13.
LIONS - Batch 21-16-253, 1 TD.

INTERCEPTIONS

BEARS - None.
LIONS - None.

SACKS

BEARS - Flanigan 1-7.
LIONS - Porcher 2.5-14.5, Fair 1-1, Abrams 1-7, Eliss 0.5-2.5.



1998 Game Summaries

Game 11

Atlanta 20, Bears 13

Georgia Dome (60,804)
Sunday, November 22, 1998

CHICAGO	0	3	10	0	-13
ATLANTA	0	3	7	10	-20

FALCONS - Anderson 50 FG (9-44, 4:55)

BEARS - Jaeger 35 FG (13-63, 7:28) **BEARS**

- Jaeger 32 FG (6-25, 2:35) **BEARS** - Lee 15

fumble return (Jaeger kick) **FALCONS** -

Mathis 13 pass from Chandler (Anderson kick)

(8-71, 4:00) **FALCONS** - Kinchen 11 pass

from Chandler (Anderson kick) (9-57, 5:12)

FALCONS - Anderson 44 FG (4-5, 1:11).

	Falcons	Bears
First downs.....	21	10
Total net yards.....	358	210
Rushes-yards.....	28-95	27-106
Att-comp-net.....	30-20-263	19-7-104
Times thrown-yds lost.....	4-23	1-5
Int-TDs.....	0-2	2-0
Punts - avg.....	4-38.3	4-44.5
Penalties-yards.....	8-49	10-68
Fumbles-lost.....	4-2	1-1
Time of possession.....	35:45	24:15

RUSHING

BEARS - Bennett 17-69, Stenstrom 5-18,

Chancey 2-12, J. Allen 2-5, Milburn 1-2.

FALCONS - J. Anderson 24-72, Chandler 2-25,

DeBerg 2-(-2).

RECEIVING

BEARS - Conway 3-64, Engram 3-42, Hallock 1-3.

FALCONS - Martin 6-100, Mathis 5-76,

Kinchen 4-59, Christian 2-12, Santiago 1-17,

Kozlowski 1-13, J. Anderson 1-9.

PASSING

BEARS - Stenstrom 18-7-109, 2 int; Bennett 1-0-0.

FALCONS - Chandler 27-18-272, 2 TD;

DeBerg 3-2-14.

INTERCEPTIONS

BEARS - None.

FALCONS - Bradford 1-0, Buchanan 1-0.

SACKS

BEARS - Wells 2-8, Flanigan 1-9, Lee 1-6.

FALCONS - Dronett 1-5.

Game 12

Tampa Bay 31, Bears 17

Soldier Field (51,938)
Sunday, November 29, 1998

TAMPA BAY	7	14	10	0	-31
CHICAGO	0	14	0	3	-17

BUCS - Alstott 5 pass from Dilfer (Husted kick)

(5-19, 2:56) **BEARS** - Wetnight 18 pass from

Horan (Jaeger kick) (4-23, 0:41) **BEARS** -

Conway 21 pass from Moreno (Jaeger kick) (2-

23, 0:53) **BUCS** - Barber 23 punt return

(Husted kick) **BUCS** - Hunter 45 pass from

Dilfer (Husted kick) (2-50, 0:14) **BUCS** -

Anthony 14 pass from Dilfer (Husted kick) (4-

29, 2:20) **BUCS** - Husted 28 FG (7-21, 4:10)

BEARS - Jaeger 33 FG (10-64, 4:31).

	Buccaneers	Bears
First downs.....	13	13
Total net yards.....	267	224
Rushes-yards.....	39-114	24-69
Att-comp-net.....	22-13-153	42-19-155
Times thrown-yds lost.....	0-0	2-16
Int-TDs.....	1-3	0-2
Punts - avg.....	6-42.7	8-35.4
Penalties-yards.....	3-40	7-36
Fumbles-lost.....	1-1	2-2
Time of possession.....	33:08	26:52

RUSHING

BEARS - J. Allen 7-31, Bennett 10-14, Moreno

4-9, Chancey 2-9, Conway 1-6.

BUCS - Dunn 22-62, Alstott 14-43, Emanuel 1-

11, Dilfer 2-(-2).

RECEIVING

BEARS - Engram 4-33, Hallock 4-26, Conway

3-37-1, Wetnight 2-24-1, Mayes 2-23, Bennett

2-20, M. Robinson 1-5, J. Allen 1-3.

BUCS - Anthony 4-47-1, Emanuel 3-21, Moore

2-28, Alstott 2-1, Hunter 1-45, Dunn 1-11.

PASSING

BEARS - Moreno 41-18-153, 1 TD; Horan 1-1-18, 1 TD.

BUCS - Dilfer 22-13-153, 3 TD, 1 int.

INTERCEPTIONS

BEARS - Collins 1-5.

BUCS - None.

SACKS

BEARS - None.

BUCS - Sapp 1-9, Quarles 1-7.



1998 Game Summaries

Game 13

Minnesota 48, Bears 22

H.H.H. Metrodome (64,247)

Sunday evening, December 6, 1998

CHICAGO	0	0	14	8	-	22
MINNESOTA	14	13	7	14	-	48

VIKINGS - Moss 6 pass from Cunningham (Andreson kick) (3-76, 1:46) **VIKINGS** - Hoard 24 pass from Cunningham (Anderson kick) (9-66, 4:41) **VIKINGS** - Anderson 30 FG (11-49, 6:28) **VIKINGS** - Anderson 20 FG (7-37, 2:35) **VIKINGS** - Moss 3 pass from Cunningham (Anderson kick) (7-89, 2:46) **BEARS** - Engram 47 pass from Stenstrom (Jaeger kick) (3-80, 1:27) **VIKINGS** - Moss 34 pass from Cunningham (Anderson kick) (4-78, 1:19) **BEARS** - Bennett 5 run (Jaeger kick) (9-59, 4:02) **VIKINGS** - Hoard 8 run (Anderson kick) (8-66, 3:55) **VIKINGS** - Rudd 94 fumble return (Anderson kick) **BEARS** - Stenstrom 4 run (Penn-Stenstrom pass) (7-60, 3:08).

	Vikings	Bears
First downs.....	23	19
Total net yards.....	458	339
Rushes-yards.....	27-109	24-67
Att-comp-net.....	31-21-349	42-25-272
Times thrown-yds lost.....	0-0	3-31
Int-TDs.....	1-4	1-1
Punts - avg.....	2-44	6-46.5
Penalties-yards.....	10-123	5-65
Fumbles-lost.....	0-0	1-1
Time of possession.....	28:43	31:17

RUSHING

BEARS - Bennett 12-71-1, Hallock 3-17, Stenstrom 4-15-1, J. Allen 4-11, Engram 1-3. **VIKINGS** - Hoard 19-69-1, Cunningham 1-19, Palmer 2-13, Evans 3-10, Fiedler 2-(-2).

RECEIVING

BEARS - Engram 9-140-1, Conway 4-44, Bennett 3-34, Pen 3-32, Hallock 3-6, J. Allen 2-36, Mayes 1-11. **VIKINGS** - Moss 8-106-3, Hoard 4-63-1, Hatchette 3-26, Glover 2-55, Williams 1-64, Walsh 1-25, DeLong 1-6, Palmer 1-4.

PASSING

BEARS - Stenstrom 42-25-303, 1 TD 1 int. **VIKINGS** - Cunningham 31-21-349, 4 TD, 1 int.

INTERCEPTIONS

BEARS - W. Harris 1-2. **VIKINGS** - Hitchcock 1-0.

SACKS

BEARS - None. **VIKINGS** - McDaniel 1.5-13.5, Randle 1.5-17.5.

Game 14

Green Bay 26, Bears 20

Lambeau Field (59,813)

Sunday, December 13, 1998

CHICAGO	7	0	6	7	-	20
GREEN BAY	3	6	7	10	-	26

BEARS - Stenstrom 1 run (Jaeger kick) (4-48, 1:58) **PACKERS** - Longwell 35 FG (11-73, 6:00) **PACKERS** - Longwell 43 FG (7-12, 3:23) **PACKERS** - Longwell 40 FG (7-38, 1:02) **BEARS** - W. Harris 13 interception return (2-pt failed) **PACKERS** - Chmura 6 pass from Favre (Longwell kick) (11-67, 5:18) **PACKERS** - Freeman 13 pass from Favre (Longwell kick) (10-71, 3:54) **PACKERS** - Longwell 24 FG (7-64, 4:37) **BEARS** - Milburn 94 kickoff return (Jaeger kick).

	Packers	Bears
First downs.....	24	12
Total net yards.....	393	192
Rushes-yards.....	27-119	20-94
Att-comp-net.....	42-26-274	28-16-98
Times thrown-yds lost.....	3-16	4-28
Int-TDs.....	2-2	0-0
Punts - avg.....	3-41.3	6-41.5
Penalties-yards.....	5-35	3-35
Fumbles-lost.....	1-0	2-0
Time of possession.....	34:42	25:18

RUSHING

BEARS - Bennett 15-78, Stenstrom 4-14, Hallock 1-2. **PACKERS** - Levens 15-105, Favre 3-8, Holmes 9-6.

RECEIVING

BEARS - Conway 3-43, Wetnight 3-31, Engram 3-17, Bennett 3-11, Mayes 2-12, Chancy 1-6, M. Robinson 1-6. **PACKERS** - Freeman 8-103-1, Mayes 5-65, Chmura 5-55-1, Holmes 3-28, Levens 3-28, Henderson 1-7, Thomason 1-4.

PASSING

BEARS - Stenstrom 28-16-126. **PACKERS** - Favre 42-26-290, 2 TD, 2 int.

INTERCEPTIONS

BEARS - W. Harris 1-13-1, Cousin 1-0. **PACKERS** - None.

SACKS

BEARS - Ldee 1-4, Thierry 1-3, Flanigan 0.5-4.5, B. Robinson 0.5-4.5. **PACKERS** - White 1-10, Lyon 1-7, McKenzie 1-7, Dotson 1-4.



1998 Game Summaries

Game 15

Bears 24, Baltimore 3

Soldier Field (40,853)
Sunday, December 20, 1998

BALTIMORE	0	0	3	0	-	3
CHICAGO	3	21	0	0	-	24

BEARS - Jaeger 20 FG (9-55, 4:59). **BEARS** - J. Allen 1 run (Jaeger kick) (4-65, 2:21)

BEARS - Conway 16 pass Stenstrom (Jaeger kick) (2-70, 0:43) **BEARS** - Chancey 4 run (Jaeger kick) (11-82, 5:37) **RAVENS** - Stover 27 FG (7-42, 3:30).

	Ravens	Bears
First Downs.....	12	20
Total net yards.....	176	391
Rushes-yards.....	16-22	34-189
Att-comp-net.....	35-20-154	28-19-202
Times thrown-yds lost.....	2-31	0-0
Int-TDs.....	1-0	0-1
Punts - avg.....	6-35.8	5-35.6
Penalties-yards.....	5-35	4-44
Fumbles-lost.....	3-0	1-0
Time of possession.....	25:28	34:32

RUSHING

BEARS - J. Allen 23-163-1, Chancey 6-14-1, Stenstrom 2-9, Milburn 2-3, Hallock 1-0.

RAVENS - Holmes 11-17, Potts 3-5, Harbaugh 2-0.

RECEIVING

BEARS - Conway 5--83-1, Ingram 3-34, J. Allen 3-11, Mayes 2-29, Milburn 2-19, Wetnight 2-10, Chancey 1-8, Hallock 1-8

RAVENS - M. Jackson 7-72, Kinchen 4-25, Turner 3-30, Johnson 2-29, Green 2-16, Rhett 2-12, Holmes 1-1.

PASSING

BEARS - Stenstrom 28-19-202, 1 TD.

RAVENS - Harbaugh 35-20-185, 1 int.

INTERCEPTIONS

BEARS - Thierry 1-14.

RAVENS - None.

SACKS

BEARS - Parrish 1-7, McDonald 1-24.

RAVENS - None.

Game 16

Green Bay 16, Bears 13

Soldier Field (58,393)
Sunday, December 27, 1998

GREEN BAY	7	0	6	3	-	16
CHICAGO	7	3	3	0	-	13

PACKERS - McKenzie 33 interception (Longwell kick) **BEARS** - J. Allen 14 pass from Stenstrom (Jaeger kick) (2-17, 0:43) **BEARS** - Jaeger 29 FG (14-73, 7:49) **PACKERS** - Freeman 8 pass from Favre (Kick no good) (12-71, 6:41). **BEARS** - Jaeger 21 FG (7-25, 4:02) **PACKERS** - Longwell 18 FG (12-74, 7:40).

	Packers	Bears
First downs.....	14	17
Total net yards.....	239	281
Rushes-yards.....	27-70	31-98
Att-comp-net.....	26-19-169	31-17-183
Times thrown-yds lost.....	0-0	2-16
Int-TDs.....	2-1	2-1
Punts - avg.....	3-41	2-43
Penalties-yards.....	4-35	3-25
Fumbles-lost.....	1-1	2-1
Time of possession.....	28:36	31:24

RUSHING

BEARS - J. Allen 22-60, Bennett 5-19, Chancey 4-19.

PACKERS - Levens 17-52, Favre 3-9, Holmes 3-9, Pederson 4-0.

RECEIVING

BEARS - Ingram 5-68, Conway 4-58, Bennett 3-22, J. Allen 2-27-1, Penn 2-21, Chancey 1-3.

PACKERS - Freeman 7-65-1, Thomason 3-27, Levens 3-22, Mayes 2-25, Copeland 2-11, Holmes 1-11, Henderson 1-8.

PASSING

BEARS - Stenstrom 30-17-199, 1 TD, 2 int; Horan 1-0-0.

PACKERS - Favre 22-16-153, 1 TD, 2 int.

INTERCEPTIONS

BEARS - Collins 1-28, Parrish 1-8.

PACKERS - McKenzie 1-33, Williams 1-6.

SACKS

BEARS - None.

PACKERS - Butler 1-15, Booker 1-1.



How The '99 Bears Were Built

YEAR	DRAFT	FREE AGENTS / WAIVERS	TRADE
1999	1. Cade McKnown	Dunstan Anderson (Mia)	
	2. Russell Davis	Blake Brockermeier (Car)	
	3. Rex Tucker	Keith Burns (Den)	
	3. D'Wayne Bates	Jamal Duff (Wash)	
	3. Marty Booker	Chris Hudson (Jax)	
	4. Warrick Holdman	Shane Matthews (Car)	
	4. Roosevelt Colvin	Clyde Simmons (Cin)	
5. Jerry Wisne			
5. Khari Samuel			
5. Jerry Azumah			
6. Rashard Cook			
7. Sulecio Sanford			
7. Jim Finn			
1998	1. Curtis Enis	Ray Austin (NYJ)	Lemanski Hall (Ten)
	2. Tony Parrish	Edgar Bennett (GB)	Glyn Milburn (GB)
	3. Olin Kreutz	Robert Chancey (SD)	
	4. Alonzo Mayes	Andre Collins (Cin)	
	6. Chris Draft	Ty Hallock (Jax)	
	6. Patrick Mannelly	Ricardo McDonald (Cin)	
	7. Chad Overhauser	Jim Miller (Det)	
7. Moses Moreno	Bryan Robinson (StL)		
	Jim Schwantz (SF)		
	Frankie Smith (SF)		
	Mike Wells (Det)		
1997	2. John Allred	James Allen (Phi-PS) (undrafted)	Jimmy Herndon (Jax)
	4. Marcus Robinson	Tremayne Allen (undrafted)	Chris Penn (KC)
		Ricky Bell (Jax)	
		Tom Carter (Wash)	
		Terry Cousin (undrafted)	
		Greg Huntington (Jax)	
		Casey Wiegmann (NYJ)	
		Jeff Jaeger (Oak)	
1996	1. Walt Harris		
	2. Bobby Engram		
	4. Paul Grasmanis		
5. Chris Villarrial			
1995	2. Todd Sauerbrun	Fabien Bowens (undrafted)	
	3. Sean Harris		
1994	3. Jim Flanigan	Erik Kramer (Det)	
1993	1. Curtis Conway	Ryan Wetnight (undrafted)	Barry Minter (Dal)
	4. Todd Perry		
1991		James Williams (undrafted)	

* The following players joined the Bears in 1998 or 1999 as undrafted or waived free agents:

Marlon Chambers ('99, UnFA)	Michael Early ('99, UnFA)	Love Jefferson ('99, UnFA)
Derrick Spiller ('99, UnFA)	Aaron Stecker ('99, UnFA)	Damon Washington ('99, UnFA)
Curtis Anderson ('99, WFA)	Ken Anderson ('98, UnFA)	Macey Brooks ('98, WFA)
Quincy Coleman ('98, UnFA)	Chris Dolan ('99, WFA)	Nick Ferguson ('99, WFA)
Joe Fleming ('99, WFA)	Adam Hernandez ('98, WC)	Derrell Mitchell ('99, WFA)
Heron O'Neal ('99, WFA)	Dan Palmer ('98, WFA)	Emile Palmer ('99, WFA)
	Shawn Banks ('99, WFA)	Greg Williams ('98, WFA)



The Last Time . . .

Blocked Extra Point

- By Bears — Terry Cousin, at Detroit, 11/15/98 (Jason Hanson kicker)
- By Opp. — Dale Carter, at Kansas City, 11/21/93 (Kevin Butler kicker)

Blocked Field Goal

- By Bears — James Williams, vs. Baltimore, 12/20/98 (Matt Stover 45-yard attempt)
- By Opp. — Kevin Carter, at St. Louis, 12/14/97 (Jeff Jaeger 22-yard attempt)

Blocked Field Goal for TD

- By Bears — Virgil Livers, vs. Oakland, 10/1/78 (Mike Spivey returned 71 yards for TD)
- By Opp. —

Blocked Punt

- By Bears — Ricky Bell, at Arizona, 10/11/98 (Scott Player punter)
- By Opp. — Mark Logan, vs. Miami, 11/24/91 (Maury Buford punter)

Blocked Punt for TD

- By Bears — Anthony Marshall, at Tampa Bay, 9/17/95 (Returned 11 yards for TD)
- By Opp. — Eric Howard, vs. New York Giants, 9/14/87 (Tom Flynn recovered in endzone)

Defensive Lineman Scored TD

- By Bears — Shawn Lee (DE), at Atlanta, 11/22/98 (15-yard fumble return)
Jim Flanigan (DT), at Detroit, 9/22/96 (1-yard pass from Erik Kramer)
- By Opp. — Keith McKenzie, vs. Green Bay, 12/27/98 (33-yard interception return)

Deflected Field Goal (kick is missed but advances beyond line of scrimmage)

- By Bears — Marty Carter, at Jacksonville, 10/15/95 (Mike Hollis 54-yard attempt)
- By Opp. — Mark Spindler, at Detroit, 11/15/98 (Jeff Jaeger 43-yard attempt)

Deflected Punt (punt advances beyond line of scrimmage)

- By Bears —
- By Opp. — Jeff Gooch, vs. Tampa Bay, 11/29/98 (Mike Horan punter; 5-yard punt, 23-yard return for TD by Ronde Barber)

Fake Field Goal for TD

- By Bears — Mike Horan 18-yard pass to Ryan Wetnight, vs. Tampa Bay, 11/29/98
- By Opp. — John Kidd 2-yard run, at San Diego, 11/14/93

Fumble Returned for TD

- By Bears — Shawn Lee, at Atlanta, 11/22/98, 15 yards
- By Opp. — Dwayne Rudd, at Minnesota, 12/6/98, 94 yards

Intercepted Pass Returned for TD

- By Bears — Walt Harris, at Green Bay, 12/13/98, 13 yards
- By Opp. — Keith McKenzie, vs. Green Bay, 12/27/98, 33 yards

Kickoff Returned for TD

- By Bears — Glyn Milburn, at Green Bay, 12/13/98, 94 yards
- By Opp. — Don Beebe, vs. Green Bay, 10/6/96, 90 yards

Linebacker Scored TD

- By Bears — Bryan Cox, vs. Dallas, 9/2/96 (fumble recovery in endzone)
Michael Lowery, vs. St. Louis, 12/8/96 (recovered muffed punt in endzone)
- By Opp. — Dwayne Rudd, at Minnesota, 12/6/98 (94-yard fumble return)

Missed Extra Point (kick not blocked)

- By Bears — Jeff Jaeger, at Pittsburgh, 9/13/98, wide right
- By Opp. — Ryan Longwell, vs. Green Bay, 12/27/98, wide left

Missed Field Goal Returned

- By Bears — Anthony Marshall, vs. St. Louis, 12/8/96, (12 yards)
- By Opp. —

Offensive Lineman Caught a Pass

- By Bears — Marcus Spears, at New Orleans, 10/13/96, (1 yard touchdown)
- By Opp. — Chris Hinton, vs. Atlanta, 10/3/93, -8 yards

Offensive Lineman Scored TD

- By Bears — Marcus Spears, at New Orleans, 10/13/96, (1 yard touchdown reception)
- By Opp. — (None since at least 1962)



The Last Time . . .

Muff Recovered for TD

- By Bears — Michael Lowery, vs. St. Louis, 12/8/96 (muffed punt recovered in endzone)
- By Opp. —

Punt Returned for TD

- By Bears — Glyn Milburn, at Tampa Bay, 9/20/98, 88 yards
- By Opp. — Ronde Barber, vs. Tampa Bay, 11/29/98, 23 yards

Recovered Own Onside Kick

- By Bears — Barry Minter, at Minnesota, 12/6/98 (4th quarter, Jeff Jaeger kicker)
- By Opp. — Mike Dumas, at Jacksonville, 10/15/95 (fourth quarter)

Safety

- By Bears — TEAM (St. Louis called for off. holding in end zone), vs. St. Louis, 11/8/98
- John Thierry, at Tampa Bay, 9/20/98 (sacked Trent Dilfer out of end zone)
- By Opp. — Kerry Goode, at Tampa Bay, 11/20/88

Shutout

- By Bears — vs. Atlanta, 10/3/93, 6-0
- By Opp. — at San Francisco, 12/24/89, 26-0

3 TDs

- By Bears — Rashaan Salaam, vs. Tampa Bay, 12/17/95 (3 rushing)
- By Opp. — Barry Sanders, at Detroit, 11/27/97 (3 rushing)

3 TDs Rushing

- By Bears — Rashaan Salaam, vs. Tampa Bay, 12/17/95
- By Opp. — Barry Sanders, at Detroit, 11/27/97

3 TDs Receiving

- By Bears — Curtis Conway, at Jacksonville, 10/15/95
- By Opp. — Randy Moss, at Minnesota, 12/6/98

3 TD Passes

- By Bears — Dave Krieg, vs. San Diego, 12/14/96
- By Opp. — Trent Dilfer, vs. Tampa Bay, 11/29/98

4 TDs Rushing

- By Bears — Bobby Douglass, at Green Bay, 11/4/73
- By Opp. — Jim Taylor, vs. Green Bay, 11/4/62

4 TDs Receiving

- By Bears — Mike Ditka, at LA Rams, 10/13/63
- By Opp. — Never

4 TD Passes

- By Bears — Erik Kramer, vs. Minnesota, 9/27/98
- By Opp. — Randall Cunningham, at Minnesota, 12/6/98

4 Field Goals

- By Bears — Jeff Jaeger, at Miami, 10/27/97 (4 for 4)
- By Opp. — Jason Hanson, vs. Detroit, 9/14/97 (4 for 4)

5 TD Passes

- By Bears — Ray Buivid, vs. Chicago Cardinals, 12/5/37
- By Opp. — Brett Favre, at Green Bay, 11/12/95

5 Field Goals

- By Bears — Mac Percival, at Philadelphia, 10/20/68 (5 for 5)
- By Opp. — Nick Lowery, vs. Kansas City, 12/29/90 (5 for 5)

100-yards Rushing

- By Bears — James Allen, vs. Baltimore, 12/20/98 (163 on 23 carries)
- By Opp. — Dorsey Levens, at Green Bay, 12/13/98 (105 on 15 carries)



The Last Time . . .

100-yards Receiving

- By Bears — Bobby Engram, at Minnesota, 12/6/98, (140 yards on 9 receptions)
- By Opp. — Antonio Freeman, at Green Bay, 12/13/98, (103 yards on 8 receptions)

100-yards Rushing and Receiving

- By Bears — Walter Payton (104 rush, 102 rec), at LA Rams, 12/26/82
- By Opp. — Never (according to Elias Sports Bureau)

2 100-yard Rushers

- By Bears — Walter Payton (107) and Matt Suhey (102), vs. Detroit, 11/10/85
- By Opp. — Norris Weese (120) and Ottis Armstrong (116), vs. Denver, 12/12/76

2 100-yard Receivers

- By Bears — Curtis Conway (6-126) and Jeff Graham (7-108), at Green Bay, 11/12/95
- By Opp. — Art Monk (9-152) and Gary Clark (8-124), at Washington, 11/26/89

3 100-yard Receivers

- By Bears — Never
- By Opp. — George Farmer (9-183), Preston Dennard (5-122), Wendell Tyler (8-102) at Rams 12/26/82

200-yards Rushing

- By Bears — Walter Payton, vs. Minnesota, 11/20/77 (275 yards on 40 carries)
- By Opp. — Earl Campbell, vs. Houston, 11/16/80 (206 yards on 31 carries)

200-yards Receiving

- By Bears — Johnny Morris, at Dallas, 11/18/62 (201 yards on 10 receptions)
- By Opp. — Bernie Casey, vs. San Francisco, 11/13/66 (225 yards on 12 receptions)

300-yards Passing

- By Bears — Steve Stenstrom, at Minnesota, 12/6/98, 25 of 42 for 303; 1 TD, 1 int.)
- By Opp. — Randall Cunningham, at Min., 12/6/98, 21 of 31 for 349 yards; 4 TDs, 1int.)

400-yards Passing

- By Bears — Bill Wade, at Dallas, 11/18/62 (28 of 46 for 466; 2 TDs)
- By Opp. — Brett Favre, vs. Green Bay, 12/5/93 (36 of 54 for 402; 2 TDs, 3 ints.)

Back-to-back 100-yard Rushing Games

- By Bears — R. Harris, vs. Green Bay, 10/12/97 (27-101); at Miami, 10/27/97 (25-106)

Back-to-back 100-yard Receiving Games

- By Bears — Conway, vs. Buffalo, 12/7/97 (7-115); at St. Louis, 12/14/97, (7-109)

Back-to-back 300-yard Passing Games

- By Bears — Bill Wade: at Dallas, 11/18/62 (466); at Baltimore, 11/25/62 (328)

SHUTOUTS

The Bears have been involved in 184 shutouts in their 79-year history. Chicago won 113 of the shutouts and lost 54, while 17 of the blankings resulted in a 0-0 tie (all before 1933). After closing the '80s with a 26-0 loss in San Francisco, the Bears have scored in every game this decade (149 games, including 5 in the playoffs). There were no shutouts during the '98 season.

By Month:

September	10-11- 4
October	42-15- 4
November	43-14- 4
December	16-13- 5
January	2- 1- 0
TOTAL	113-54-17

By Decade:

1920-29	48-15-13
1930-39	25-10- 4
1940-49	12- 2- 0
1950-59	2- 1- 0
1960-69	5-11- 0
1970-79	7-11- 0
1980-89	10- 4- 0
1990-98	4- 0- 0
TOTAL	113-54-17

At home: 67-22-10

On the road: 46-32- 7

The above breakdowns include playoff games; the Bears are 4-1 in post-season shutouts.



Bears Rookie Season Records

- SCORING -

Points

- 144* Kevin Butler, 1985 (51 XPs, 31 FGs)
- 132 Gale Sayers, 1965 (22 TDs)
- 72 Harlon Hill, 1954 (12 TDs)
- Mike Ditka, 1961 (12 TDs)

Touchdowns

- 22* Gale Sayers, 1965
- 12 Harlon Hill, 1954
- Mike Ditka, 1961

Field Goals

- 31 Kevin Butler, 1985
- 13 Bob Thomas, 1975
- Mac Percival, 1967
- 10 John Aveni, 1959

- RUSHING -

Attempts

- 296 Rashaan Salaam, 1995
- 196 Walter Payton, 1975
- 166 Gale Sayers, 1965

Yards

- 1,074 Rashaan Salaam, 1995
- 1,004 Beattie Feathers, 1934
- 867 Gale Sayers, 1965

Touchdowns

- 14 Gale Sayers, 1965
- 10 Rashaan Salaam, 1995
- 8 Beattie Feathers, 1934
- Hugh Gallarneau, 1941

- PASSING -

Attempts

- 210 Jim McMahon, 1982
- 148 Bobby Douglass, 1969
- 130 Zeke Bratkowski, 1954

Completions

- 120 Jim McMahon, 1982
- 68 Bobby Douglass, 1969
- 67 Zeke Bratkowski, 1954
- Bob Avellini, 1975

Yards

- 1,501 Jim McMahon, 1982
- 1,087 Zeke Bratkowski, 1954
- 942 Bob Avellini, 1975

Touchdowns

- 9 Jim McMahon, 1982
- 8 Zeke Bratkowski, 1954
- 6 Bob Avellini, 1975
- Johnny Lujack, 1948

- RECEIVING -

Receptions

- 56 Mike Ditka, 1961
- 45 Harlon Hill, 1954
- 40 Willie Gault, 1983

Yards

- 1,124 Harlon Hill, 1954
- 1,076 Mike Ditka, 1961
- 836 Willie Gault, 1983

Touchdowns

- 12 Harlon Hill, 1954
- Mike Ditka, 1961
- 8 Willie Gault, 1983

- INTERCEPTIONS -

Interceptions

- 10 Mark Carrier, 1990
- 8 Johnny Lujack, 1948
- 7 Charlie Sumner, 1955

- PUNTS -

Punts

- 83 Dave Finzer, 1984
- 57 Fred Morrison, 1950
- 55 **Todd Sauerbrun, 1995**

Average

- 44.8 George Gulyanics, 1947
- 43.3 Sid Luckman, 1939
- Fred Morrison, 1950

- PUNT RETURNS -

Returns

- 57* Lew Barnes, 1986
- 43 Jeff Fisher, 1981
- 42 Virgil Livers, 1975

Yards

- 509 Jeff Fisher, 1981
- 482 Lew Barnes, 1986
- 456 Virgil Livers, 1975

- KICKOFF RETURNS -

Returns

- 29 Brian Baschnagel, 1976
- 27 Ike Hill, 1973
- 26 Jack Cameron, 1984

Yards

- 754 Brian Baschnagel, 1976
- 660 Gale Sayers, 1965
- 638 Ike Hill, 1973

* NFL Record

† Tied NFL Record



Bears Post-Season Records

Listed below are *leaders* in the Bears' post-season record book. For a complete list (three players deep) see the Bears' Post-Season Media Guide.

GAMES	played.....13.....Mark Bortz started.....12.....Bortz, Hilgenberg, Singletary, Van Horne
POINTS	career.....74.....Kevin Butler, 1985-95 game.....15.....Jack Manders, vs. Wash, 12/12/37
TDs	career.....4.....(3 times) Last: Dennis McKinnon, 1983-85; 87-89 game.....2.....(11 times) Last: Jim McMahon, vs. NE, 1/26/86
FGs	career.....16.....Kevin Butler, 1985-95 game.....3.....(4 times) Last: Kevin Butler, vs. NO, 1/6/91
RUSHES	career.....180.....Walter Payton, 1975-87 game.....27.....(2 times) Last: Neal Anderson, vs. NO, 1/6/91
Rush Yds	career.....632.....Walter Payton, 1975-87 game.....119.....George McAfee, vs. GB, 12/14/41
Rush TDs	career.....4.....Norm Standlee, 1941 game.....2.....(5 times) Last: Jim McMahon, vs. NE, 1/26/86
PASSES	career.....127.....Jim McMahon, 1982-88 game.....44.....Jim Harbaugh, vs. Dal, 12/29/91
Completions	career.....70.....Jim McMahon, 1982-88 game.....22.....Jim Harbaugh, vs. Dal, 12/29/91
Pass Yds	career.....967.....Jim McMahon, 1982-88 game.....286.....Sid Luckman, vs. Wash, 12/26/43
Pass TDs	career.....9.....Sid Luckman, 1939-50 game.....5.....Sid Luckman, vs. Wash, 12/26/43
Interceptions	career.....5.....Mike Tomczak, 1985-90 game.....4.....Bob Avellini, at Dal, 12/26/77
RECEPTIONS	career.....22.....Walter Payton, 1975-87 game.....9.....Tom Waddle, vs. Dal, 12/29/91
Rec. Yds	career.....454.....Willie Gault, 1983-87 game.....129.....Willie Gault, vs. NE, 1/26/86
Rec. TDs	career.....4.....Dennis McKinnon, 1983-85; 87-89 game.....2.....(3 times) Last: Dennis McKinnon, vs. NYG, 1/5/86
PUNTS	career.....29.....Maury Buford, 1985-86; 89-91 game.....10.....(2 times) Last: Maury Buford, vs. LA Rams, 1/12/86
Punting Yds	career.....1,112.....Maury Buford, 1985-86; 89-91 game.....398.....Keith Molesworth, vs. NYG, 12/17/33
PUNT RETURNS	career.....11.....Keith Ortego, 1985-87 game.....6.....George McAfee, at LA Rams, 12/17/50
PR Yds	career.....108.....George McAfee, 1940-41; 45-50 game.....81.....Hugh Gallarneau, vs. GB, 12/14/41
PR TDs	career.....1.....(2 times) Last: Shaun Gayle, vs. NYG, 1/5/86
KICK RETURNS	career.....17.....Dennis Gentry, 1982-92 game.....7.....Don Bingham, at NYG, 12/30/56
KOR Yds	career.....435.....Dennis Gentry, 1982-92 game.....127.....Dennis Gentry, vs. Wash, 1/3/87
KOR TDs	career.....None
INTERCEPTIONS	career.....4.....George McAfee, 1940-41; 45-50; Clyde Turner, 1940-51 game.....2.....(6 times) Last: Gary Fencik, at SF, 1/5/85
Int. Yds	career.....68.....George McAfee, 1940-41; 45-50 game.....61.....Larry Morris, vs. NYG, 12/29/63
Int. TDs	career.....1.....(5 tied) Last: Reggie Phillips, 1986
SACKS	career.....10.5.....Richard Dent, 1983-93; 95 (since 1970) game.....3.5.....Richard Dent, vs. NYG, 1/5/86



Individual Records

- SERVICE -

PLAYER

Pro Bowls (years are when Pro Bowl was played)

- 10 Mike Singletary, 1984-93
- 9 Walter Payton, 1976; 78-81; 84-87
- 8 Bill George, 1955-62
- Doug Atkins, 1958-64; 66
- Dick Butkus, 1966-73

Seasons

- 14 Bill George, 1952-65
- Doug Buffone, 1966-79
- 13 George Trafton, 1920-32
- Clyde (Bulldog) Turner, 1940-52
- Jim Osborne, 1972-84
- Walter Payton, 1975-87
- Steve McMichael, 1981-93
- Keith Van Horne, 1981-93
- 12 Last: Richard Dent, 1983-93; 95

Games

- 191 Steve McMichael, 1981-93
- 190 Walter Payton, 1975-87
- 186 Doug Buffone, 1966-79

Starts

- 184 Walter Payton, 1975-87
- 172 Mike Singletary, 1981-92
- 169 Keith Van Horne, 1981-93

Consecutive games

- 191 Steve McMichael, 1981-93
- 186 Walter Payton, 1975-87
- 179 Mike Hartenstine, 1975-86

COACH

Seasons

- 40* George Halas, 1920-29; 33-42; 46-55; 58-67
- 11 Mike Ditka, 1982-92
- 6 Dave Wannstedt, 1993-98
- 4 Hunk Anderson / Luke Johnsos (co-coaches), 1942-45
- Jim Dooley, 1968-71
- Neill Armstrong, 1978-81

Consecutive seasons

- 11 Mike Ditka, 1982-92
- 10 George Halas, 1920-29
- George Halas, 1933-42
- George Halas, 1946-55
- George Halas, 1958-67
- 6 Dave Wannstedt, 1993-1998
- 4 Anderson/Johnsos, 1942-45
- Jim Dooley, 1968-71
- Neill Armstrong, 1978-81

- SCORING -

POINTS

Lifetime

- 1,116 Kevin Butler, 1985-95 (387 XP, 243 FG)
- 750 Walter Payton, 1975-87 (125 TD)
- 629 Bob Thomas, 1975-84 (245 XP, 128 FG)

Season

- 144 Kevin Butler, 1985 (51 XP, 31 FG)
- 132 Gale Sayers, 1965 (22 TD)
- 120 Kevin Butler, 1986 (36 XP, 28 FG)

Game

- 36 Gale Sayers, vs. SF, 12/12/65 (6 TD)
- 24 Last: Bobby Douglass, at GB, 11/4/73

Consecutive games

- 83 George Blanda, 10/28/51-11/9/58
- 66 Kevin Butler, 9/9/90-9/12/94
- 55 Bob Thomas, 12/2/79-12/16/84

TOUCHDOWNS

(Rushes-receptions-returns)

Lifetime

- 125 Walter Payton, 1975-87 (110-15-0)
- 71 Neal Anderson, 1986-93 (51-20-0)
- 59 Rick Casares, 1955-64 (49-10-0)

Season

- 22 Gale Sayers, 1965 (14-6-2)
- 16 Walter Payton, 1977; 1979 (14-2-0)
- 15 Neal Anderson, 1989 (11-4-0)

Game

- 6† Gale Sayers, vs. SF, 12/12/65 (4-1-1)
- 4 Last: Bobby Douglass, at GB, 11/4/73 (4-0-0)

Consecutive games

- 8 Rick Casares, 11/1/59-9/25/60
- 7 Ken Kavanaugh, 11/2-12/14/47
- Willie Galimore, 9/28-11/9/58
- Gale Sayers, 10/26-12/6/69
- Walter Payton, 10/3-11/14/76
- Curtis Conway, 9/24-11/12/95**

EXTRA POINTS MADE

Lifetime

- 387 Kevin Butler, 1985-95
- 247 George Blanda, 1949-58
- 245 Bob Thomas, 1975-84

Season

- 52 Roger Leclerc, 1965
- 51 Kevin Butler, 1985
- 45 George Blanda, 1956
- Kevin Butler, 1995

Game

- 8 Bob Snyder, at NYG, 11/14/43
- 7 Last: Bob Thomas, vs. GB, 12/7/80



Individual Records

EXTRA POINT ATTEMPTS

Lifetime

- 397 Kevin Butler, 1985-95
- 268 Bob Thomas, 1975-84
- 250 George Blanda, 1949-58

Season

- 52 Ray (Scooter) McLean, 1947
Roger Leclerc, 1965
- 51 Kevin Butler, 1985
- 47 George Blanda, 1956

Game

- 9 Bob Thomas, vs. GB, 12/7/80
- 8 Bob Snyder, at NYG, 11/14/43
- George Blanda, vs. Balt, 10/21/56
- Roger Leclerc, at Balt, 11/25/62

CONSECUTIVE EXTRA POINTS

Lifetime

- 156 George Blanda, 10/28/51-10/21/56
- 143 Mac Percival, 11/19/67-11/4/73
- 77 Kevin Butler, 11/21/93-12/24/95

Season

- 52 Roger Leclerc, 1965
- 51 Kevin Butler, 1985
- 45 Kevin Butler, 1995

Game

- 8 Bob Snyder, at NYG, 11/14/43
- 7 Last: Bob Jencks, at Rams, 10/13/63

FIELD GOALS MADE

Lifetime

- 243 Kevin Butler, 1985-95
- 128 Bob Thomas, 1975-84
- 99 Mac Percival, 1967-73

Season

- 31 Kevin Butler, 1985
- 28 Kevin Butler, 1986
- 27 Kevin Butler, 1993

Game

- 5 Roger Leclerc, vs. Det, 12/3/61
- Mac Percival, at Phil, 10/20/68
- 4 Last: Jeff Jaeger, at Mia, 10/27/97

Long

- 55 Bob Thomas, 11/23/75
- Kevin Butler, 10/25/93; 12/12/93
- 54 Kevin Butler, 11/14/93
- 53 Kevin Butler, 1/2/94

50+ Yards (lifetime)

- 16 Kevin Butler, 1985-95
- 4 Bob Thomas, 1975-84
- 2 Mac Percival, 1967-73
- 2 Jeff Jaeger, 1996-98

50+ Yards (season)

- 5 Kevin Butler, 1993
- 4 Kevin Butler, 1990

FIELD GOAL ATTEMPTS

Lifetime

- 333 Kevin Butler, 1985-95
- 205 Bob Thomas, 1975-84
- 201 George Blanda, 1949-58

Season

- 41 Kevin Butler, 1986
- 38 Kevin Butler, 1985
- 37 Kevin Butler, 1990

Game

- 7 Roger Leclerc, vs. GB, 11/17/63
- 6 George Blanda, at Rams, 11/3/57
- Kevin Butler, at Min 9/19/85;
- vs. Phil, 9/14/86; at GB, 11/8/87

CONSECUTIVE FIELD GOALS

Lifetime

- 24 Kevin Butler, 10/16/88-12/3/89
- 21 Jeff Jaeger, 11/3/96-11/16/97
- 18 Kevin Butler, 9/14-11/16/86

Game (no misses)

- 5 Roger Leclerc, vs. Det, 12/3/61
- Mac Percival, at Phil, 10/20/68
- 4 Last: Jeff Jaeger, at Mia, 10/27/97

Games

- 13 Kevin Butler, 11/10/85-10/12/86
- Kevin Butler, 9/9-12/9/90
- 12 George Blanda, 11/11/56-11/3/57
- 10 George Blanda, 11/14/54-11/20/55
- Mac Percival, 10/13/68-12/15/68

FIELD GOAL PCT.

Lifetime (25+ attempts)

- 81.3 Jeff Jaeger, 1996-98, (61 of 75)
- 72.9 Kevin Butler, 1985-95, (243 of 333)
- 62.4 Bob Thomas, 1975-84, (128 of 205)
- 54.4 Mac Percival, 1967-73, (99 of 182)

Season (10+)

- 82.6 Jeff Jaeger, 1996, (19 of 23)
- 81.6 Kevin Butler, 1985, (31 of 38)
- 80.8 Jeff Jaeger, 1997, (21 of 26)
- 80.8 Jeff Jaeger, 1998, (21 of 26)

TWO-POINT CONVERSIONS (Since 1994)

Lifetime-

- 1 Darnell Autry, 1997
- Curtis Conway, 1993-98
- Bobby Engram, 1996-98
- Jim Flanigan, 1994-98
- Jeff Graham, 1994-95
- Rick Mirer, 1997
- Chris Penn, 1998
- Ricky Proehl, 1997

Season (same as Lifetime)

Game (same as Lifetime)

SAFETIES

Lifetime

- 3 Steve McMichael, 1981-93



Individual Records

- RUSHING -

ATTEMPTS

Lifetime

- 3,838* Walter Payton, 1975-87
- 1,515 Neal Anderson, 1986-93
- 1,386 Rick Casares, 1955-64

Season

- 381 Walter Payton, 1984
- 369 Walter Payton, 1979
- 339 Walter Payton, 1977; 1981

Game

- 40 Walter Payton, vs. Min, 11/20/77
- 39 Walter Payton, at Buf, 10/7/79
- 38 Walter Payton, at Dal, 11/26/81

YARDS GAINED

Lifetime

- 16,726* Walter Payton, 1975-87
- 6,166 Neal Anderson, 1986-93
- 5,657 Rick Casares, 1955-64

Season

- 1,852 Walter Payton, 1977
- 1,684 Walter Payton, 1984
- 1,610 Walter Payton, 1979

Game

- 275* Walter Payton, vs. Min, 11/20/77
- 205 Walter Payton, at GB, 10/30/77
- Gale Sayers, at GB, 11/3/68
- 197 Gale Sayers, vs. Min, 12/18/66

Long

- 86 Bill Osmanski, (TD) 10/15/39
- 85 Pete Stinchcomb, (TD) 11/20/21
- 82 Beattie Feathers, (TD) 10/10/34

1,000 YARDS

Seasons

- 10* Walter Payton, 1976-81; 1983-86
- 3 Neal Anderson, 1988-90
- 2 Gale Sayers, 1966; 1969

Consecutive seasons

- 6 Walter Payton, 1976-81
- 4 Walter Payton, 1983-86
- 3 Neal Anderson, 1988-90

200-YARD GAMES

Lifetime

- 2 Walter Payton, 1975-87
- 1 Gale Sayers, 1965-71

Season

- 2 Walter Payton, 1977
- 1 Gale Sayers, 1968

100-YARD GAMES

Lifetime

- 77* Walter Payton, 1975-87
- 20 Gale Sayers, 1965-71
- 14 Neal Anderson, 1986-93

Season

- 10 Walter Payton, 1977; 1985
- 9 Walter Payton, 1979; 1984
- 8 Walter Payton, 1980

Consecutive games

- 9 Walter Payton, 10/13-12/8/85
- 6 Walter Payton, 9/9-10/14/84
- 5 Walter Payton, 11/13-12/11/77

AVERAGE GAIN

Lifetime (250+ attempts)

- 6.6 Bobby Douglass, 1969-75
- 5.8 Beattie Feathers, 1934-37
- 5.0 Gale Sayers, 1965-71

Season (100+)

- 9.9* Beattie Feathers, 1934
- 6.9 Bobby Douglass, 1972
- 6.2 Gale Sayers, 1968

Game (10+)

- 11.8 Joe Maniaci, at Pit, 10/2/39
- 11.6 Gale Sayers, vs. Min, 12/18/66
- 11.2 Rick Casares, vs. Det, 12/16/56

TOUCHDOWNS

Lifetime

- 110 Walter Payton, 1975-87
- 51 Neal Anderson, 1986-93
- 49 Rick Casares, 1955-64

Season

- 14 Walter Payton, 1977; 1979
- Gale Sayers, 1965
- 13 Walter Payton, 1976
- 12 Rick Casares, 1956
- Neal Anderson, 1988

Game

- 4 Rick Casares, at SF, 10/28/56;
- vs. Pitt, 12/6/59
- Gale Sayers, vs. SF, 12/12/65
- Bobby Douglass, at GB, 11/4/73
- 3 Last: Rashaan Salaam, vs TB, 12/17/95

Consecutive games

- 7 Gale Sayers, 10/26-12/6/69
- Walter Payton, 10/3-11/14/76
- 6 Beattie Feathers, 9/30-10/28/34
- Johnny Lujack, 10/1-11/12/50
- Rick Casares, 11/1-12/6/59
- Gale Sayers, 11/14-12/19/65
- 5 Last: Neal Anderson, 10/7-11/11/90

* NFL Record

† Tied NFL Record



Individual Records

- PASSING -

QB RATING

Lifetime (400+ attempts)

- 80.7 **Erik Kramer, 1994-98**
- 80.4 Jim McMahon, 1982-88
- 75.0 Sid Luckman, 1939-50

Season (100+ attempts)

- 107.8 Sid Luckman, 1943
- 97.8 Jim McMahon, 1984
- 95.5 Sid Luckman, 1941
- 93.5 **Erik Kramer, 1995**

ATTEMPTS

Lifetime

- 1,759 Jim Harbaugh, 1987-93
- 1,744 Sid Luckman, 1939-50
- 1,557 **Erik Kramer, 1994-98**

Season

- 522 **Erik Kramer, 1995**
- 478 Jim Harbaugh, 1991
- 477 **Erik Kramer, 1997**

Game

- 60 **Erik Kramer, vs NY Jets, 11/16/97**
- 57 Bill Wade, at Wash, 10/25/64
- 52 Johnny Lujack, at NYG, 10/23/49

COMPLETIONS

Lifetime

- 1,023 Jim Harbaugh, 1987-93
- 913 **Erik Kramer, 1994-98**
- 904 Sid Luckman, 1939-50

Season

- 315 **Erik Kramer, 1995**
- 275 Jim Harbaugh, 1991
- Erik Kramer, 1997**
- 225 Bill Wade, 1962

Game

- 33 Bill Wade, at Wash, 10/25/64
- 32 **Erik Kramer, at Miami, 10/27/97**
- Erik Kramer, vs NY Jets, 11/16/97**
- 31 Virgil Carter, at SF, 12/6/69
- 29 Johnny Lujack, at NYG, 10/23/49
- Erik Kramer, at Det, 10/23/94**

Consecutive

- 14 Steve Walsh, at Min, 12/1/94
- 13 Rudy Bukich, 11/22-11/26/64
- Jim Harbaugh, at GB, 10/23/92
- 12 Steve Walsh, 10/9-10/31/94

Long

- 98 Bill Wade, at Det, 10/8/61 (TD to Farrington)
- 93 Jack Concannon, vs. StL, 11/19/67 (TD to Gordon)
- 91 Ed Brown, vs. SF, 10/16/60 (TD to Dewveall)

COMPLETION PERCENTAGE

Lifetime (250+ completions)

- 58.6 **Erik Kramer, 1994-98 (913 of 1,557)**
- 58.2 Jim Harbaugh, 1987-93 (1,023 of 1,759)
- 57.8 Jim McMahon, 1982-88 (874 of 1,513)

Season (75+)

- 62.7 **Erik Kramer, 1994 (99 of 158)**
- 62.4 Jim Harbaugh, 1989 (111 of 178)
- 61.9 Rudy Bukich, 1964 (99 of 160)

Game (10+)

- 90.0 Jim Harbaugh, at Rams, 1/2/94 (9 of 10)
- 86.7 Bob Williams, vs. Dal, 10/12/52 (13 of 15)
- 83.3 Gene Ronzani, vs. Det, 10/22/44 (10 of 12)
- Ed Brown, at Det, 11/20/55 (15 of 18)
- Bill Wade, vs. Balt, 11/8/64 (10 of 12)

YARDS

Lifetime

- 14,686 Sid Luckman, 1939-50
- 11,567 Jim Harbaugh, 1987-93
- 11,203 Jim McMahon, 1982-88

Season

- 3,838 **Erik Kramer, 1995**
- 3,172 Bill Wade, 1962
- 3,121 Jim Harbaugh, 1991

Game

- 468 Johnny Lujack, 12/11/49
- 466 Bill Wade, 11/18/62
- 433 Sid Luckman, 11/14/43

300-YARD GAMES

Lifetime

- 9 Bill Wade, 1961-66
- 7 **Erik Kramer, 1994-98**
- 4 George Blanda, 1949-58
- 3 Sid Luckman, 1939-50
- Johnny Lujack, 1948-51
- Vince Evans, 1977-83

Season

- 4 Bill Wade, 1962
- 3 Bill Wade, 1961
- Erik Kramer, 1995**

Consecutive games

- 2 Sid Luckman, 10/12-10/19/47
- George Blanda, 10/17-10/24/54
- Bill Wade, 10/14-10/21/62; 11/18-11/25/62

PASSING FANCY

Bears QB **Erik Kramer** continues to move up the franchises' all-time passing charts. Kramer needs 188 attempts to pass **Sid Luckman** for second in that category, and 203 to overtake **Jim Harbaugh's** 1,759. Erik currently ranks second in completions, and 111 caught passes will move him past Harbaugh (1,023) for first. Kramer is 4,104 yards behind Luckman's 14,686; he trails Harbaugh by 985, and needs 622 to surpass **Jim McMahon**. Kramer's 63 career scoring throws won't come close to Luckman's 137, but Erik, currently fourth, is just four behind McMahon and five back of **Bill Wade**.



Individual Records

TOUCHDOWN PASSES

Lifetime

- 137 Sid Luckman, 1939-50
- 68 Bill Wade, 1961-66
- 67 Jim McMahon, 1982-88

Season

- 29 **Erik Kramer, 1995**
- 28 Sid Luckman, 1943
- 24 Sid Luckman, 1947

Game

- 7* Sid Luckman, at NYG, 11/14/43
- 6 Johnny Lujack, vs. Chi Cards, 12/11/49
- 5 Ray Buivid, vs. Chi Cards, 12/5/37

Consecutive games

- 19 Sid Luckman, 11/22/42-11/26/44
- 14 Sid Luckman, 10/12/47-10/17/48

PASSES INTERCEPTED

Lifetime

- 132 Sid Luckman, 1939-50
- 88 Ed Brown, 1954-61
- 70 George Blanda, 1949-58

Season

- 31 Sid Luckman, 1947
- 24 Bill Wade, 1962
- George Blanda, 1953
- 22 Johnny Lujack, 1949

Game

- 7 Edmund (Zeke) Bratkowski, at Balt, 10/2/60
- 5 Last: Larry Rakestraw, at Det, 9/22/68

PASSES NOT INTERCEPTED

Consecutive

- 174 **Erik Kramer, 11/19-12/24/95**
- 173 Jim Harbaugh, 10/28-12/9/90
- 162 **Erik Kramer, 9/11-10/22/95**

Game

- 50 **Erik Kramer, at Mia, 10/27/97**
- 46 Bill Wade, vs. Rams, 10/11/64
- 42 Jim Harbaugh, vs. NYJ, 9/23/91
- 42 Steve Stenstrom, at Min, 12/6/98

LOWEST INTERCEPTION PCT.

Lifetime (400+ attempts)

- 2.89 **Erik Kramer, '94-98 (45 int, 1,557 att)**
- 3.18 Jim Harbaugh, 1987-93 (56 int, 1,759 att)
- 3.70 Jim McMahon, 1982-88 (56 int, 1,513 att)

Season (100+)

- 1.40 Jim McMahon, 1984 (2 int, 143 att)
- 1.91 **Erik Kramer, 1995 (10 int, 522 att)**
- 1.92 Jim Harbaugh, 1990 (6 int, 312 att)

AVERAGE GAIN PER ATTEMPT

Lifetime (400+ passes)

- 8.42 Sid Luckman, 1939-50
- 8.23 Bernie Masterson, 1934-40
- 7.79 Johnny Lujack, 1948-51

Season (100+)

- 10.86 Sid Luckman, 1943
- 9.924 Sid Luckman, 1941
- 9.923 Ed Brown, 1956

Game (10+)

- 17.1 Charlie O'Rourke, at Det, 11/22/42
- 16.9 Sid Luckman, at CRams, 10/5/41
- 16.7 Gene Ronzani, vs. Det, 10/22/44

- RECEIVING -

RECEPTIONS

Lifetime

- 492 Walter Payton, 1975-87
- 356 Johnny Morris, 1958-67
- 316 Mike Ditka, 1961-66

Season

- 93 Johnny Morris, 1964
- 82 Jeff Graham, 1995
- 81 **Curtis Conway, 1996**

Game

- 14 Jim Keane, at NYG, 10/23/49
- 13 Mike Ditka, at Wash, 10/25/64
- 11 Johnny Morris, at Rams, 10/11/64
- Ricky Proehl, vs NY Jets, 11/16/97

Consecutive Games

- 49 Mike Ditka, 12/3/61-10/10/65
- 45 Walter Payton, 12/16/84-12/27/87
- 34 Willie Gault, 11/17/85-12/27/87

YARDS

Lifetime

- 5,059 Johnny Morris, 1958-67
- 4,616 Harlon Hill, 1954-61
- 4,538 Walter Payton, 1975-87

Season

- 1,301 Jeff Graham, 1995
- 1,200 Johnny Morris, 1964
- 1,128 Harlon Hill, 1956

Game

- 214 Harlon Hill, at SF, 10/31/54
- 201 Johnny Morris, at Dal, 11/18/62
- 198 Harlon Hill, vs. Balt, 10/21/56

Long

- 98 John Farrington (TD), 10/8/61
- 93 Dick Gordon (TD), 11/19/67
- 91 Willard Dewveall (TD), 10/16/60



Individual Records

1,000 YARDS

Seasons

- 2 **Curtis Conway, 1995-96**
Harlon Hill, 1954, 1956

1 Last: Jeff Graham, 1995

100-YARD GAMES

Lifetime

- 19 Harlon Hill, 1954-61
- 15 Johnny Morris, 1958-67
- 14 Mike Ditka, 1961-66
- 11 **Curtis Conway, 1993-98**

Season

- 7 Harlon Hill, 1954
Jeff Graham, 1995
- 6 Harlon Hill, 1956
Johnny Morris, 1964
- 5 Mike Ditka, 1961

Consecutive games

- 3 Harlon Hill, 11/11-11/25/56
Jeff Graham, 11/5-11/19/95
- 2 Last: **Curtis Conway, 12/7-12/14/97**

AVERAGE GAIN

Lifetime (100+ attempts)

- 22.4 Ken Kavanaugh, 1940-41, 45-50
- 21.7 Ray (Scooter) McLean, 1940-47
- 20.4 Harlon Hill, 1954-61

Season (30+)

- 25.6 Ken Kavanaugh, 1947
- 25.0 Harlon Hill, 1954
- 24.0 Harlon Hill, 1956

Game (4+)

- 44.8 Dick Gordon, vs. StL, 11/19/67
- 37.5 Gene Schroeder, vs. Chi Cards, 12/16/51
- 37.0 Billy Stone, vs. Det, 11/23/52

TOUCHDOWNS

Lifetime

- 50 Ken Kavanaugh, 1940-41, 45-50
- 40 Harlon Hill, 1954-61
- 35 Dick Gordon, 1965-71

Season

- 13 Ken Kavanaugh, 1947
Dick Gordon, 1970
- 12 Harlon Hill, 1954
Mike Ditka, 1961
Curtis Conway, 1995
- 11 Harlon Hill, 1956

Game

- 4 Harlon Hill, at SF, 10/31/54
Mike Ditka, at Rams, 10/13/63
- 3 Last: **Curtis Conway, at Jax, 10/15/95**

Consecutive games

- 7 Ken Kavanaugh, 11/2-12/14/47
Curtis Conway, 9/24-11/12/95
- 5 Mike Ditka, 10/22-11/19/61
Dennis McKinnon, 9/8-10/5/85

- INTERCEPTIONS -

INTERCEPTIONS BY

Lifetime

- 38 Gary Fencik, 1976-87
- 37 Richie Petitbon, 1959-68
- 32 Donnell Woolford, 1989-1996

Season

- 10 Mark Carrier, 1990
- 9 Roosevelt Taylor, 1963
- 8 Clyde (Bulldog) Turner, 1942
Johnny Lujack, 1948
Richie Petitbon, 1963
Vestee Jackson, 1988

Game

- 3 Bob Margarita, vs. Det, 11/11/45
Johnny Lujack, at GB, 9/26/48
Richie Petitbon, at GB, 9/24/67
Curtis Gentry, vs. StL, 11/19/67
Ross Brupbacher, vs. Den, 12/12/76
Mark Carrier, at Wash, 12/9/90
- 2 Last: **Walt Harris, at St.L, 12/14/97**

Consecutive games

- 4 Last: Dave Duerson, 9/14-10/5/86

YARDS RETURNED

Lifetime

- 643 Richie Petitbon, 1959-68
- 485 Bennie McRae, 1962-70
- 483 Gary Fencik, 1976-87

Season

- 212 Richie Petitbon, 1962
- 182 JC Caroline, 1956
- 172 Don Kindt, 1953
Roosevelt Taylor, 1963

Game

- 101 Richie Petitbon, vs. Rams, 12/9/62
- 96 Clyde (Bulldog) Turner, at Wash, 10/26/47
Roosevelt Taylor, at Phil, 10/20/68
- 92 Todd Bell, vs. Det, 11/22/81

Long

- 101 Richie Petitbon, (TD) 12/9/62
- 96 Clyde (Bulldog) Turner, (TD) 10/26/47
Roosevelt Taylor, (TD) 10/20/68
- 92 Todd Bell, (TD) 11/22/81



Individual Records

TOUCHDOWNS

Lifetime

- 4 Bennie McRae, 1962-70
- 3 Richie Petitbon, 1959-68
- Roosevelt Taylor, 1961-69

Season

- 2 Jerry Weatherly, 1950
- JC Caroline, 1956
- Bennie McRae, 1967

Game

- 1 Last: Walt Harris, at GB, 12/13/98

- PUNTING -

PUNTS

Lifetime

- 878 Bob Parsons, 1972-83
- 833 Bobby Joe Green, 1962-73
- 354 Maury Buford, 1985-86; 89-91

Season

- 114* Bob Parsons, 1981
- 99 Bob Parsons, 1976
- 96 Bob Parsons, 1978

Game

- 14 Keith Molesworth, 12/10/33
- 11 Last: Dave Finzer, 12/3/84

YARDS

Lifetime

- 35,057 Bobby Joe Green, 1962-73
- 34,180 Bob Parsons, 1972-83
- 14,451 Maury Buford, 1985-86; 89-91

Season

- 4,531 Bob Parsons, 1981
- 4,059 Todd Sauerbrun, 1997**
- 3,726 Bob Parsons, 1976

Game

- 524 Todd Sauerbrun, vs. NO, 10/5/97**
- 517 Keith Molesworth, vs. GB, 12/10/33
- 476 Bob Parsons, at Hou, 11/6/77

Long

- 94 Joe Lintzenich, vs. NYG, 11/15/31
- 87 Dave Finzer, vs. NO, 10/7/84
- 81 Bob Parsons, vs. NE, 12/5/82

GROSS AVERAGE

Lifetime (75+ punts)

- 44.5 George Gulyanics, 1947-52
- 42.7 Todd Sauerbrun, 1995-98**
- 42.1 Bobby Joe Green, 1962-73
- 41.9 Fred (Curley) Morrison, 1950-53

Season (30+)

- 46.5 Bobby Joe Green, 1963
- 44.8 Todd Sauerbrun, 1996**
- 44.5 Bobby Joe Green, 1964

Game (4+)

- 57.3 Fred Morrison, vs. Rams, 11/16/52
- 54.6 Maury Buford, vs. GB, 10/21/85
- 54.0 Maury Buford, at TB, 10/6/85
- 53.6 Todd Sauerbrun, at Det, 11/27/97**

INSIDE 20

Lifetime

- 158 Bob Parsons, 1972-83
- 94 Maury Buford, 1985-86; 89-91
- 70 Chris Gardocki, 1991-94

Season

- 31 Bob Parsons, 1981
- 28 Chris Gardocki, 1993
- 26 Bob Parsons, 1979

Dave Finzer, 1984

Todd Sauerbrun, 1997

Game

- 5 Bob Parsons, at Hou, 11/6/77
- 4 Bob Parsons, at GB, 12/9/79
- Dave Finzer, vs. NO, 10/7/84; at SD, 12/3/84
- Maury Buford, vs. Phil, 10/2/89
- Chris Gardocki, at Phil, 10/10/93
- Todd Sauerbrun, vs. Buf, 12/7/97**
- Todd Sauerbrun, vs. TB, 11/23/97**
- Todd Sauerbrun, at Pit, 9/13/98**

HAD BLOCKED

Lifetime

- 5 Ed Brown, 1954-61
- Bob Parsons, 1972-83
- Maury Buford, 1985-86; 89-90
- 4 Fred (Curley) Morrison, 1950-53

Season

- 2 Last: Maury Buford, 1990

Game

- 2 Jon Kilgore, at Rams, 12/8/68
- Ray Stachowicz, at Min, 12/11/83
- 1 Last: Maury Buford, vs. Mia, 11/24/91

- PUNT RETURNS -

RETURNS

Lifetime

- 127 Dennis McKinnon, 1983-85; 87-89
- 123 Jeff Fisher, 1981-84
- 112 George McAfee, 1940-41; 45-50

Season

- 58 Jeff Fisher, 1984
- 57 Lew Barnes, 1986
- 43 Jeff Fisher, 1981

Game

- 8 Jeff Fisher, at Det, 12/16/84
- 7 George McAfee, vs. GB, 10/15/50
- Ron Smith, at Clev, 10/15/72
- Steve Schubert, at TB, 12/4/77
- Dennis McKinnon, at GB, 12/4/83



Individual Records

YARDS

Lifetime

- 1,431 George McAfee, 1940-41; 45-50
- 1,171 Dennis McKinnon, 1983-85; 87-89
- 1,137 Jeff Fisher, 1981-84

Season

- 509 Jeff Fisher, 1981
- 492 Jeff Fisher, 1984
- 482 Lew Barnes, 1986

Game

- 134 Gale Sayers, vs. SF, 12/12/65
- Dennis McKinnon, vs. NYG, 9/14/87
- 108 George McAfee, vs. Rams, 10/10/48
- 106 Glyn Milburn, at TB, 9/20/98**
- 103 Jeff Fisher, at Det, 12/16/84

Long

- 95 Johnny Bailey (TD), vs. KC, 12/29/90
- 94 Dennis McKinnon (TD), vs. NYG, 9/14/87
- 93 Glyn Milburn (TD), at TB, 9/20/98**

AVERAGE

Lifetime (50+ returns)

- 12.8* George McAfee, 1940-41; 45-50
- 11.3 JR Boone, 1948-51
- 9.2 Jeff Fisher, 1981-84
- Dennis McKinnon, 1983-85; 87-89

Season (1+ per game)

- 15.8 Harry Clark, 1943
- 14.9 Gale Sayers, 1965
- 14.5 George McAfee, 1947

Game (3+)

- 36.0 George McAfee, vs. Rams, 10/10/48
- 34.0 Scooter McLean, vs. Chi Cards 10/11/42
- 26.8 Gale Sayers, vs. SF, 12/12/65
- Dennis McKinnon, vs. NYG, 9/14/87

TOUCHDOWNS

Lifetime

- 3 Ray (Scooter) McLean, 1940-47
- Steve Schubert, 1975-79
- Dennis McKinnon, 1983-85; 87-89
- 2 George McAfee, 1940-41; 45-50
- Gale Sayers, 1965-71

Season

- 2 Dennis McKinnon, 1987

Game

- 1 Last: Glyn Milburn, at TB, 9/20/98 (93 yds)**

FAIR CATCHES

Lifetime

- 47 Steve Schubert, 1975-79
- 40 Jeff Fisher, 1981-84
- 32 Gale Sayers, 1965-71

Season

- 21 Steve Schubert, 1978
- 20 Jeff Fisher, 1981
- Terry Obee, 1993

- 19 Bobby Engram, 1996**

Game

- 6 Bobby Engram, vs. Min, 9/15/96**
- 5 Johnny Bailey, at GB, 10/17/91
- Curtis Conway, at TB, 11/6/94**
- 4 Cecil Turner, vs. Min, 10/27/68
- Steve Schubert, 10/8/78; 12/10/78
- Terry Obee, vs. Min, 10/25/93

- KICKOFF RETURNS -

RETURNS

Lifetime

- 192 Dennis Gentry, 1982-92
- 108 Cecil Turner, 1968-73
- 91 Gale Sayers, 1965-71

Season

- 62 Glyn Milburn, 1998**
- 43 Tyrone Hughes, 1997
- 42 Nate Lewis, 1995

Game

- 8 Brian Baschnagel, at Hou, 11/6/77
- 7 Nate Lewis, at Min, 12/1/94
- Tyrone Hughes, vs Det, 9/14/97
- Tyrone Hughes, at GB, 9/1/97

YARDS

Lifetime

- 4,353 Dennis Gentry, 1982-92
- 2,781 Gale Sayers, 1965-71
- 2,616 Cecil Turner, 1968-73

Season

- 1,550 Glyn Milburn, 1998**
- 1,008 Tyrone Hughes, 1997
- 924 Ron Smith, 1972

Game

- 221 Nate Lewis, at Min, 12/1/94
- 208 Ron Smith, vs. SF, 11/19/72
- 202 Glyn Milburn, at GB, 12/13/98**
- 197 Glyn Milburn, vs. Jax, 9/6/98**

Long

- 103 Gale Sayers, at Pit, 9/17/67 (TD)
- 100 Don Bingham, vs. LARams, 11/18/56 (TD)
- 99 Willie Galimore, at Balt, 10/4/58 (TD)
- Willie Gault, vs. Wash, 9/29/85 (TD)

* NFL Record

† Tied NFL Record



Individual Records

AVERAGE

Lifetime (50+ returns)

- 30.6* Gale Sayers, 1965-71
- 26.6 Ron Smith, 1965; 70-72

25.0 *Glyn Milburn, 1998*

Season (1+ per game)

- 37.7 Gale Sayers, 1967
- 32.7 Cecil Turner, 1970
- 31.7 Walter Payton, 1975

Game (3+)

- 52.0 Cecil Turner, at NYG, 9/19/70
- 48.7 Dick Gordon, at Rams, 9/16/66
- 48.3 Gale Sayers, at SF, 12/3/67

TOUCHDOWNS

Lifetime

- 6† Gale Sayers, 1965-71
- 4 Cecil Turner, 1968-73
- 3 Dennis Gentry, 1982-92

Season

- 4† Cecil Turner, 1970
- 3 Gale Sayers, 1967
- 2 Gale Sayers, 1966
- 2 *Glyn Milburn, 1998*

Game

- 1 *Last: Glyn Milburn, at GB, 12/13/98*

- FUMBLES -

FUMBLES

Lifetime

- 85 Walter Payton, 1975-87
- 38 Jim Harbaugh, 1987-93
- 35 Rick Casares, 1955-64

Season

- 15 Jim Harbaugh, 1993
- 14 Gary Huff, 1974
- 13 Carl Garrett, 1973

Game

- 4 Hugh Gallarneau, vs. Chi Cards, 12/1/46
- Rudy Bukich, at Balt, 12/5/65
- Vince Evans, at GB, 11/15/81
- Rusty Lisch, vs. GB, 12/9/84
- 3 Last: Rashaan Salaam, vs. Phil, 12/24/95

OWN RECOVERED

Lifetime

- 18 Walter Payton, 1975-87
- 13 Gale Sayers, 1965-71
- 10 Ed Brown, 1954-61
- Jim Harbaugh, 1987-93

Season

- 7 Gary Huff, 1974
- 6 Jack Concannon, 1970
- 5 Bobby Douglass, 1972

Game

- 3 Gary Huff, vs. Det, 9/15/74

OPPONENTS' RECOVERED

Lifetime

- 25 Dick Butkus, 1965-73
- 22 Joe Fortunato, 1955-66
- 17 Mike Hartenstine, 1975-86

Season

- 6 Dick Butkus, 1965
- 5 Ed O'Bradovich, 1962
- 4 Last: Mike Singletary, 1984

Game

- 3 Virgil Livers, at Min, 10/5/75
- John Thierry, vs. Hou, 10/22/95
- 2 Last: Carl Simpson, at NO, 10/13/96

YARDS RET. OWN FUMBLES

Lifetime

- 36 John Adams, 1959-62
- 24 Ike Hill, 1973-74
- 22 Ron Bull, 1962-70

Season

- 36 John Adams, 1961 (11/19)
- 24 Ike Hill, 1973 (11/12)
- 21 Ron Bull, 1962 (11/4)

Game

(Same as "Season")

Long

(Same as "Season")

YARDS RET. OPP.'S FUMBLES

Lifetime

- 128 Charlie Sumner, 1955; 58-60
- 110 Ed Sprinkle, 1944-55
- 98 George Halas, 1920-29

Season

- 101 Charlie Sumner, 1958
- 98 George Halas, 1923
- 84 Larry Brink, 1954

Game

- 98 George Halas, (TD) vs. Oorang, 11/4/23
- 86 Charlie Sumner, (TD) vs. Chi Cards, 12/7/58
- 84 Larry Brink, (TD) vs. Rams, 11/28/54

Long

(Same as "Game")



Individual Records

TOUCHDOWNS OWN FUMBLES

Lifetime

- 2 Ken Kavanaugh, 1940-41; 45-50
- Mike Ditka, 1961-66

Season

- 1 Last: Johnny Musso, 1976

Game

- 1 Last: Johnny Musso, at Det, 11/21/76

TOUCHDOWNS OPP.'S FUMBLES

Lifetime

- 2 Fred Evans, 1948
- Ed Sprinkle, 1944-55

Season

- 2 Fred Evans, 1948

Game

- 2 Fred Evans, vs. Wash, 11/28/48
- 1 Last: Shawn Lee, at Atl, 11/22/98

- SACKS -

(Since 1970)

Lifetime

- 124.5 Richard Dent, 1983-93; 95
- 92.5 Steve McMichael, 1981-93
- 82.0 Dan Hampton, 1979-90

Season

- 17.5 Richard Dent, 1984 (16 games)
- 17.0 Richard Dent, 1985
- 15.0 Jim Osborne, 1976 (14 games)

Game

- 4.5 Richard Dent, vs. Raid, 11/4/84;
at Raid, 12/27/87
- 4.0 Jim Osborne, vs. Min, 9/23/73
- 3.5 Alan Page, vs. Den, 12/20/81
- Jim Althoff, vs. Min, 10/11/87

Consecutive games (at least .5 sack)

- 7 Alonzo Spellman, 12/1/94-9/17/95
- 6 Steve McMichael, 10/29-12/3/89
- 5 Steve McMichael, 11/6-12/4/83;
10/27-11/24/91

- TAKEAWAYS -

(Int & Opp. Fumbles Recovered)

Lifetime

- 50 Gary Fencik, 1976-87 (38 int, 12 fum)
- 47 Dick Butkus, 1965-73 (22 int, 25 fum)
- 44 Richie Petitbon, 1959-68 (37 int, 7 fum)

Season

- 12 Roosevelt Taylor, 1963 (9 int, 3 fum)
- Mark Carrier, 1990 (10 int, 2 fum)
- 11 Dick Butkus, 1965 (5 int, 6 fum)
- 10 Richie Petitbon, 1963 (8 int, 2 fum)
- Ross Brupbacher, 1976 (7 int, 3 fum)

Game

- 4 Bill George, vs. Det, 12/3/61 (2 int, 2 fum)
- 3 Last: J. Thierry, vs. Hou, 10/22/95 (3 fum)

- NET YARDS -

(Rushes, receptions, & returns)

ATTEMPTS

Lifetime

- 4,368* Walter Payton, 1975-87
- 1,619 Neal Anderson, 1986-93
- 1,579 Rick Casares, 1955-64

Season

- 427 Walter Payton, 1984
- 402 Walter Payton, 1979
- 383 Walter Payton, 1978

Game

- 41 Walter Payton, vs. Min, 11/20/77;
at Buf, 10/7/79
- 40 Walter Payton, at Dal, 11/26/81
- 39 Walter Payton, vs SD, 10/25/81

YARDS

Lifetime

- 21,803* Walter Payton, 1975-87
- 9,435 Gale Sayers, 1965-71
- 8,929 Neal Anderson, 1986-93

Season

- 2,440 Gale Sayers, 1966
- 2,272 Gale Sayers, 1965
- 2,216 Walter Payton, 1977

Game

- 339 Gale Sayers, vs. Min, 12/18/66
- 336 Gale Sayers, vs. SF, 12/12/65
- 300 Walter Payton, at NO, 12/21/75



Opp's Individual Records

- SCORING -

Points

- 40* Ernie Nevers, at Chi. Cards, 11/28/29
- 36 Dub Jones, at Clev, 11/25/51
- 24 Lenny Moore, at Balt, 10/4/58
- Jim Taylor, vs. GB, 11/4/62

Touchdowns

- 6† Ernie Nevers, at Chi. Cards, 11/28/29
- Dub Jones, at Clev, 11/25/51
- 4 Lenny Moore, at Balt, 10/4/58
- Jim Taylor, vs. GB, 11/4/62

Field goals

- 5 Curt Knight, vs. Wash, 11/14/71
- Fred Cox, vs. Min, 9/23/73
- Nick Lowery, vs. KC, 12/29/90
- 4 Last: Jason Hanson, vs Det, 9/14/97

Field goal attempts

- 7 Mike Clark, vs. Dal, 11/24/68
- 6 Curt Knight, vs. Wash, 11/14/71
- Fred Cox, vs. Min, 9/23/73

Long field goal

- 60 Morten Andersen, at NO, 10/27/91
- 56 Bert Rechichar, at Balt, 9/27/53
- 55 Pat Leahy, at NY Jets, 12/14/85

- RUSHING -

Attempts

- 39 Jerome Bettis, at LA Rams, 1/2/94
- 35 John Stephens, at NE, 10/30/88
- 34 Eric Dickerson, at LA Rams, 11/6/83

Yards

- 206 Earl Campbell, vs. Hou, 11/16/80
- 199 Ollie Matson, vs. LA Rams, 10/11/59
- 194 Alan Ameche, at Balt, 9/25/55

Touchdowns

- 6† Ernie Nevers, at Chi. Cards, 11/28/29
- 4 Dub Jones, at Clev, 11/25/51
- Jim Taylor, vs. GB, 11/4/62
- 3 Last: Larry Csonka, at Mia, 9/23/79

Long

- 97 Bobby Gage, vs. Pit, 12/4/49 (TD)
- 90 Johnny Johnson, at NYJ, 9/25/94
- 84 Tom Harmon, vs. LA Rams, 10/13/46 (TD)
- Barry Sanders, at Det, 10/23/94

- PASSING -

Attempts

- 62 Randall Cunningham, vs. Phil, 10/2/89
- 55 Tommy Kramer, vs. Min, 9/19/85
- 54 John Brodie, vs. SF, 11/13/66
- Brett Favre, vs. GB, 12/5/93

Completions

- 36 Brett Favre, vs. GB, 12/5/93
- 34 Neil O'Donnell, vs. Pit, 11/5/95
- 33 Brad Johnson, vs Min, 9/7/97

Yards

- 509 Vince Ferragamo, at LA Rams, 12/26/82
- 436 Tommy Kramer, at Min, 9/19/85
- 402 Brett Favre, vs. GB, 12/5/93

Touchdowns

- 5 Steve Spurrier, vs. SF, 11/19/72
- Tommy Kramer, at Min, 11/28/82
- Brett Favre, at GB, 11/12/95

- 4 Last: Randall Cunningham, at. Min, 12/6/98

Interceptions

- 5 Last: Mark Rypien, at Wash, 12/9/90

Consecutive completions

- 12 Jim Hart, at StL Cards, 9/25/77

Long

- 99† Sonny Jurgensen, vs. Wash, 9/15/68 (TD)
- Brett Favre, vs. GB, 9/11/95 (TD)
- 98 Charlie Batch, vs Det, 10/4/98 (TD)
- 97 Pat Coffee, vs. Chi. Cards, 12/5/37 (TD)
- Bernie Kosar, at Clev, 10/23/89 (TD)

Times sacked

- 11 Archie Manning, vs. Min, 10/28/84
- 10 Guido Merkins, at Phil, 10/4/87
- 9 Fran Tarkenton, vs. Min, 12/17/61

- RECEIVING -

Receptions

- 14 Herman Moore, at Det, 12/4/95
- 13 Bob Anderson, at Den, 9/30/73
- 12 Bernie Casey, vs. SF, 11/13/66
- Brett Perriman, vs. Det, 11/19/95
- Jake Reed, vs Min, 9/7/97

Yards

- 225 Bernie Casey, vs. SF, 11/13/66
- 201 Gene Roberts, at NYG, 10/23/49
- 192 Billy Wilson, at SF, 10/23/55

Touchdowns

- 3 Last: Randy Moss, at Min, 12/6/98

Long

- 99† Gerry Allen, vs. Wash, 9/15/68 (TD)
- Robert Brooks, vs. GB, 9/11/95 (TD)
- 98 Johnnie Morton, vs. Det, 10/4/98 (TD)
- 97 Gaynell Tinsley, vs. Chi. Cards, 12/5/37 (TD)
- Webster Slaughter, at Clev, 10/23/89 (TD)

* NFL Record

† Tied NFL Record



Opp's Individual Records

- INTERCEPTIONS -

Interceptions

3 Last: Ronald McKinnon, at Ariz, 10/11/98

Yards

167 Dick Jauron, vs. Det, 11/18/73

121 Milt Davis, vs. Balt, 11/17/57

115 Bernie Parrish, at Clev, 12/11/60

Touchdowns

2† Bobby Franklin, at Clev, 12/11/60

Long

102 Bob Smith, at Det, 11/24/49 (TD)

99 Rick Sanford, vs. NE, 12/5/82 (TD)

98 Darryll Lewis, vs. Hou, 10/22/95 (TD)

- PUNTING -

Punts

14 Dick Nesbitt, vs. Chi. Cards, 11/30/33

11 Last: Rich Camarillo, vs. NE, 9/15/85

Average

61.8* Bob Cifers, vs. Det, 11/24/46

57.5 Craig Henrich, at Ten, 10/25/98

55.8 Sammy Baugh, at Wash, 11/17/40

Long

84 Doug Russell, vs. Chi. Cards, 9/11/38

79 Tommy Davis, at SF, 11/19/61

75 Rich Camarillo, vs. NE, 9/15/85

Harold Alexander, vs. Atl, 10/3/93

- PUNT RETURNS -

Returns

7 Danny Reece, at TB, 12/2/79

6 Last: Karl Williams, at TB, 12/21/97

Yards

122 Hugh McElhenny, vs. SF, 10/19/52

118 Jon Arnett, at LA Rams, 11/2/58

116 Karl Williams, at TB, 12/21/97

Fair catches

7 Lem Barney, at Det, 11/21/76

5 Willie Wood, at GB, 11/15/70

Vai Sikahema, at Phil, 10/10/93

Long

95 Steve Odom, at GB, 11/10/74 (TD)

94 Hugh McElhenny, vs. SF, 10/19/52 (TD)

93 Veryl Switzer, vs. GB, 11/7/54 (TD)

- KICKOFF RETURNS -

Returns

7 Last: Mel Gray, vs. Hou, 10/22/95

Yards

202 Carver Shannon, at LA Rams, 10/13/63

184 Al Carmichael, at GB, 10/2/55

182 Buster Rhymes, at Min, 9/19/85

Long

106* Al Carmichael, at GB, 10/7/56 (TD)

102 Ron Jessie, at Det, 10/24/71 (TD)

Mel Gray, at Det, 10/23/94 (TD)

101 Bill Jefferson, at Det, 11/23/41 (TD)

LONGEST PLAYS AT SOLDIER FIELD

(Bears moved from Wrigley Field after the 1970 season.)

RUN

Bears — 80 Neal Anderson, vs. GB, 11/27/88

Opp. — 68 Keith Woodside, GB, 12/17/89

PASS

Bears — 89 Vince Evans, vs. Min, 9/21/80

Opp. — 99 Brett Favre, GB, 9/11/95

CATCH

Bears — 89 Rickey Watts, vs. Min, 9/21/80

Opp. — 99 Robert Brooks, GB, 9/11/95

PUNT

Bears — 87 Dave Finzer, vs. NO, 10/7/84

Opp. — 75 Harold Alexander, Atl, 10/3/93

PUNT RETURN

Bears — 95 Johnny Bailey, vs. KC, 12/29/90

Opp. — 77 Lee Nelson, St. L, 12/16/79

KICKOFF RETURN

Bears — 99 Willie Gault, vs. Wash, 9/29/85

Opp. — 97 Del Rodgers, GB, 12/9/84

INTERCEPTION RETURN

Bears — 92 Todd Bell, vs. Det, 11/22/81

Opp. — 99 Rick Sanford, NE, 12/5/82

FIELD GOAL

Bears — 55 Kevin Butler, vs. Min, 10/25/93

Opp. — 52 Fred Cox, vs. Min, 10/27/75



Team Records—Offense

- WON-LOST -

WINS

Highest winning percentage, season

1.000†	1934 (13 games)	13-0
	1942 (11 games)	11-0
.938	1985 (16 games)	15-1
.923	1926 (16 games)	12-1-3

Lowest winning percentage, season

.071	1969 (14 games)	1-13
.214	1973 (14 games)	3-11
.250	Last: 1998 (16 games)	4-12

Wins at home, season

9	1926 (11 games at Wrigley)
8	1921 (9 games at Wrigley)
	1922 (9 games at Wrigley)
	1985 (8 games at Soldier Field)
7	1933 (7 games at Wrigley)
	1986 (8 games at Soldier Field)
	1988 (8 games at Soldier Field)
	1990 (8 games at Soldier Field)

Wins on the road, season

7	1920 (9 road games)
	1934 (7 road games)
	1985 (8 road games)
	1986 (8 road games)

CONSECUTIVE GAMES

Won

17*	11/26/33—12/2/34
16	11/9/41—12/6/42

Without losing

24	11/9/41—11/14/43 (23-0-1)
----	---------------------------

Wins at home

18	11/20/32—10/20/35
----	-------------------

Wins on the road

10	9/28/41—12/6/42
----	-----------------

Lost

8	12/15/68—11/2/69; 9/25—11/2/78
---	--------------------------------

Without winning

11	11/3/29—10/5/30 (0-9-2)
----	-------------------------

Losses at home

8	11/23/69—11/8/70
---	------------------

Losses on the road

16	11/12/73—11/30/75
----	-------------------

- SCORING -

POINTS

Most, season

456	1985 (16 games)
409	1965 (14 games)
396	1941 (11 games)

Fewest, season

133	1933 (13 games)
141	1982 (9 games)
145	1931 (13 games)
234	1993 (16 games)

Most, game

61	vs. SF, 12/12/65 (win, 61-20)
	vs. GB, 12/7/80 (win, 61-7)
58	vs. Balt, 10/21/56 (win, 58-27)
57	at Balt, 11/25/62 (win, 57-0)

Most, first half

41	vs. Wash, 11/28/48 (20, 21)
31	vs. Wash, 9/29/85 (0, 31)

Most, second half

49	at Phil, 11/30/41 (21, 28)
33	vs. GB, 12/7/80 (13, 20)

Most, first quarter

21	vs. Chi. Cards, 10/11/42
	vs. Wash, 11/9/80
	vs. Clev, 9/7/86
	vs. Cin, 9/28/86

Most, second quarter

31	vs. Wash, 9/29/85
28	vs. GB, 12/7/80
	vs. TB, 9/26/93

Most, third quarter

27	vs. Chi. Cards, 9/5/37
24	at Min, 9/19/85

Most, fourth quarter

28	vs. Phil, 11/30/41
	vs. Min, 9/17/89
22	at Phil, 9/12/94

Margin of victory

57	at Wash, 12/8/40 (57-0)
	at Balt, 11/25/62 (57-0)
54	vs. GB, 12/7/80 (61-7)
49	vs. Det, 10/19/41 (49-0)
	at NYG, 11/14/43 (56-7)

Margin of defeat

52	at Balt, 9/27/64 (52-0)
49	at GB, 9/30/62 (49-0)
47	at Hou, 11/6/77 (47-0)

* NFL Record

† Tied NFL Record



Team Records—Offense

TOUCHDOWNS

Most, season

56	1941 (11 games)
54	1965 (14 games)
51	1985 (16 games)
	1948 (12 games)
	1947 (12 games)

Fewest, season

16	1933 (13 games)
	1982 (9 games)
22	1993 (16 games)

Most, game

9	vs. SF, 12/12/65
	vs. GB, 12/7/80
8	at NY, 11/14/43
	at Wash, 10/26/47

EXTRA POINTS MADE

Most, season

52	1965 (14 games)
51	1985 (16 games)
	1948 (12 games)
45	1995 (16 games)

Fewest, season

15	1933 (13 games)
	1932 (14 games)
16	1982 (9 games)
20	1997 (16 games)

Most, game

8	at NYG, 11/14/43 (8 of 8)
	at Wash, 10/26/47 (8 of 8)
7	at Rams, 10/13/63 (7 of 7)
	vs. SF, 12/12/65 (7 of 9)
	vs. GB, 12/7/80 (7 of 9)

Most, season (no misses)

51	1985 (16 games)
45	1995 (16 games)
34	1992 (16 games)

EXTRA POINTS MISSED

Most, season

11	1939 (11 games)
	1941 (11 games)
4	1975 (14 games) 18 of 22
	1976 (14 games) 27 of 31
3	1977 (14 games) 27 of 30
	1978 (16 games) 26 of 29
	1979 (16 games) 34 of 37
	1983 (16 games) 35 of 38

Most, game

3	at Phil, 10/13/35
	at NY, 11/8/36
	at Pit, 10/2/39
	vs. Chi. Cards, 10/12/41
	vs. Clev, 11/9/41
2	Last: vs. GB, 12/7/80

FIELD GOALS MADE

Most, season

31	1985 (16 games)
28	1986 (16 games)
27	1993 (16 games)

Fewest, season

0†	1944 (10 games)
	1947 (12 games)
8	1969 (14 games)
9	1974 (14 games)
	1982 (9 games)
12	1976 (14 games)
	1981 (16 games)

Most, game

5	vs. Det, 12/3/61
	at Phil, 10/20/68
4	Last: at Mia, 10/27/97

FIELD GOALS ATTEMPTED

Most, season

41	1986 (16 games)
38	1985 (16 games)
37	1990 (16 games)

Fewest, season

0	1944 (10 games)
13	1974 (14 games)
18	1980 (16 games)

Most, game

7	vs. GB, 11/17/63
6	Last: at GB, 11/8/87

FIELD GOALS MISSED

Most, season

18	1971 (14 games) 15 of 33
15	1965 (14 games) 11 of 26
14	1970 (14 games) 20 of 34
13	1976 (14 games) 12 of 25
	1977 (14 games) 14 of 27
12	1983 (16 games) 13 of 25

Fewest, season

4	1988 (16 games) 15 of 19
	1989 (16 games) 15 of 19
	1974 (16 games) 9 of 13
5	1998 (16 games) 21 of 26
	1997 (16 games) 21 of 26
	1980 (16 games) 13 of 18
	1978 (16 games) 17 of 22

Most, game

4	Last: vs. Phil, 9/14/86 (2 of 6)
3	Last: vs. Pit, 11/30/86 (2 of 5)

TWO-POINT CONVERSIONS (since 1994)

Most, season

5	1997 (16 games)
2	1994 (16 games)

Most, game

1	Last: at TB, 12/21/97
---	-----------------------



Team Records—Offense

SAFETIES

Most, season

- 3 1985 (16 games)
- 2 Last: 1986 (16 games)

Most, game

- 2 vs. Pit, 11/9/69
- 1 Last: at Mia, 10/27/97

— TIME OF POSS. —

TIME OF POSSESSION (since 1978)

Highest average, season

- 35:08 1984 (16 games)
- 34:33 1985 (16 games)
- 33:38 1994 (16 games)

Lowest average, season

- 28:36 1993 (16 games)
- 29:15 1992 (16 games)
- 29:28 1982 (9 games)

Highest, game

- 48:50 vs SD, 10/25/81 (OT)
- 45:32 vs Mia, 9/4/88
- 44:53 at Mia, 10/27/97 (OT)
- 44:12 vs Det, 11/20/94

Lowest, game

- 18:01 at Dal, 12/27/92
- 19:20 at LA Rams, 1/2/94
- 20:52 vs NE, 10/14/79

— FIRST DOWNS —

TOTAL

Most, season

- 343 1985 (16 games)
- 340 1995 (16 games)
- 319 1987 (15 games)

Fewest, season

- 114 1937 (11 games)
- 115 1933 (13 games)
- 153 1982 (9 games)
- 226 1993 (16 games)

Most, game

- 33 vs GB, 12/7/80
- 30 at NY Yanks, 12/9/51
- 28 at Min, 11/11/91

Fewest, game

- 2 vs GB, 12/10/33
- 4 vs Det, 11/22/81
- 5 vs NE, 10/14/79

RUSHING

Most, season

- 176 1985 (16 games)
- 166 1986 (16 games)
- 164 1984 (16 games)

Fewest, season

- 55 1970 (14 games)
- 56 1982 (9 games)
- 88 1994 (16 games)

Most, game

- 19 vs GB, 11/6/55
- at GB, 10/30/77
- 18 vs Det, 11/10/85
- 17 Last: vs. Mia, 9/4/88

Fewest, game

- 0 vs Chi. Cards, 10/14/45
- at Balt, 10/5/57
- at GB, 12/11/94
- 1 at KC, 11/17/96
- at NE, 9/21/97

PASSING

Most, season

- 201 1995 (16 games)
- 188 1997 (16 games)
- 168 1991 (16 games)

Fewest, season

- 41 1940 (11 games)
- 48 1942 (11 games)
- 54 1972 (14 games)
- 83 1982 (9 games)
- 98 1979 (16 games)

Most, game

- 21 at Dal, 11/18/62
- vs NY Jets, 11/16/97
- 18 vs Wash, 11/2/97
- 17 vs Car, 10/8/95
- vs Hou, 10/22/95

Fewest, game

- 0 vs GB, 11/7/37
- at GB, 9/28/41
- 2 Last: at Min, 9/12/93

BY PENALTY

Most, season

- 42* 1987 (15 games)
- 32 1963 (14 games)
- 1988 (16 games)
- 29 1991 (16 games)

Fewest, season

- 5 1939 (11 games)
- 12 1972 (14 games)
- 1977 (14 games)
- 14 1982 (9 games)
- 15 1993 (16 games)

Most, game

- 9 at Clev, 11/25/51
- 7 at TB, 9/8/91
- 6 vs Det, 11/22/87
- at GB, 10/25/92



Team Records—Offense

— NET YARDS —

(Rushing and passing)

YARDS

Most, season

5,837	1985 (16 games)
5,830	1983 (16 games)
5,673	1995 (16 games)

Fewest, season

2,493	1982 (9 games)
2,641	1937 (11 games)
3,129	1973 (14 games)
3,717	1993 (16 games)

Most, game

682	at NYG, 11/14/43
596	vs. Chi. Cards, 12/11/49
594	vs. GB, 12/7/80

Fewest, game

24	vs. Det, 11/22/81
66	at Den, 12/5/71
75	at Det, 10/28/62

— RUSHING —

ATTEMPTS

Most, season

674	1984 (16 games)
634	1978 (16 games)
627	1979 (16 games)

Fewest, season

275	1982 (9 games)
353	1954 (12 games)
	1970 (14 games)
454	1998 (16 games)
472	1996 (16 games)

Most, game

72*	vs. Brk, 10/20/35
63	vs. Min, 10/20/77
62	vs. Buf, 10/7/79

Fewest, game

11	at Phil, 9/12/94
13	vs. GB, 11/22/92
14	Last: at GB, 12/11/94

YARDS

Most, season

2,974	1984 (16 games)
2,847	1934 (13 games)
2,761	1985 (16 games)

Fewest, season

988	1982 (9 games)
1,588	1994 (16 games)
1,713	1998 (16 games)

Most, game

408	vs. Brk, 10/20/35
406	vs. GB, 11/6/55
375	at GB, 10/30/77

Fewest, game

1	at LA Rams, 10/26/52
27	at GB, 12/11/94

AVERAGE

Highest, season

5.19	1934 (13 games)
4.75	1968 (14 games)
4.52	1985 (16 games)

Lowest, season

3.08	1953 (12 games)
3.09	1970 (14 games)
3.26	1994 (16 games)

Highest, game

13.75	at Cin, 9/30/34
6.94	at GB, 10/30/77 (54 for 375)
6.34	at Cin, 9/28/86 (35 for 222)

Lowest, game

0.03	at LA Rams, 10/26/52
1.86	at Dal, 12/27/92 (15 for 28)

TOUCHDOWNS

Most, season

30	1941 (11 games)
27	1985 (16 games)
25	1988 (16 games)

Fewest, season

3	1933 (13 games)
	1970 (14 games)
5	1982 (9 games)
9	1998 (16 games)
	1996 (16 games)

Most, game

6	vs. Det, 10/19/41
5	vs. Mia, 9/4/88
4	Last: at TB, 10/8/89



Team Records—Offense

FUMBLES

Most, season

56†	1938 (11 games)
40	1972 (14 games)
	1973 (14 games)
37	1988 (16 games)

Fewest, season

16	1963 (14 games)
	1982 (9 games)
21	1979 (16 games)
	1994 (16 games)

Most, game

8	at Chi. Cards, 9/11/38
	at NYG, 12/18/77
7	at Balt, 12/5/65
	vs. GB, 10/21/85

FUMBLES LOST

Most, season

26	1973 (14 games)
----	-----------------

Fewest, season

8	1978 (16 games)
	1982 (9 games)
9	1996 (16 games)
10	1956 (12 games)
	1960 (12 games)
	1992 (16 games)
	1994 (16 games)

Most, game

5	vs. Det, 10/4/98
	vs. Dal, 9/16/73
4	Last: at Arizona, 10/11/98

TOUCHDOWNS ON FUMBLES

Most, season

5	1942 (11 games)
2	Last: 1986

Most, game

2	vs. Wash, 11/28/48
1	Last: vs. GB, 12/5/93

OWN RECOVERED

Most, season

37*	1938 (11 games)
20	1981 (16 games)
19	1942 (11 games)
	1977 (14 games)

Fewest, season

5	1955 (12 games)
	1963 (14 games)
6	1989 (16 games)
8	1998 (16 games)
	1979 (16 games)

Most, game

7	at Chi. Cards, 9/11/38
---	------------------------

at NYG, 12/18/77

6 at GB, 11/15/81

5 at Min, 10/5/75

- PASSING -

ATTEMPTS

Most, season

595	1997 (16 games)
551	1996 (16 games)
523	1995 (16 games)

Fewest, season

147	1937 (11 games)
205	1972 (14 games)
262	1982 (9 games)
352	1978 (16 games)

Most, game

65	vs NY Jets, 11/16/97
59	at NYG, 10/23/49
58	at Wash, 10/25/64

Fewest, game

4	vs. Det, 10/15/67
7	vs. TB, 11/26/78
8	vs. Buf, 10/7/79
	vs. Det, 10/19/80

COMPLETIONS

Most, season

336	1997 (16 games)
318	1996 (16 games)
315	1995 (16 games)

Fewest, season

56	1937 (11 games)
78	1972 (14 games)
186	1978 (16 games)

Most, game

34	at NYG, 10/23/49
33	at Wash, 10/25/64
	vs NY Jets, 11/16/97
32	at Mia, 10/27/97

Fewest, game

1	Last: at Phil, 12/10/72
---	-------------------------



Team Records—Offense

COMPLETION PERCENTAGE

Highest, season

61.4	1994 (16 games)	308 of 502
60.2	1995 (16 games)	315 of 523
59.3	1993 (16 games)	230 of 388

Lowest, season

29.7	1934 (13 games)	57 of 192
38.0	1972 (14 games)	78 of 205
44.2	1976 (14 games)	123 of 278
44.9	1973 (14 games)	136 of 303
45.4	1981 (16 games)	222 of 469

Highest, game (10+)

83.3	vs. GB, 12/7/80 (20 of 24)
77.1	vs. Min, 9/18/94 (27 of 35)
75.0	at Det, 9/12/78 (9 of 12)
	vs. Atl, 9/27/92 (18 of 24)

Lowest, game (10+)

11.7	vs. Den, 12/12/76 (2 of 17)
21.7	vs. KC, 12/29/90 (5 of 23)
23.3	at KC, 11/8/81 (7 of 30)
	vs. Det, 11/22/81 (7 of 30)

NET YARDS (Gross yards minus sack yards)

Most, season

3,743	1995 (16 games)
3,253	1997 (16 games)
3,185	1996 (16 games)
3,120	1991 (16 games)
3,104	1954 (12 games)

Fewest, season

955	1934 (13 games)
1,108	1972 (14 games)
1,505	1982 (9 games)
1,933	1978 (16 games)

Most, game

488	at NYG, 11/14/43
468	vs. Chi. Cards, 12/11/49

Fewest, game

-20	vs. Det, 11/22/81
-16	at Hou, 11/6/77

TIMES SACKED

Most, season

55	1969 (14 games)
52	1983 (16 games)
49	1971 (14 games)
	1973 (14 games)

Fewest, season

15	1995 (16 games)
20	1963 (14 games)
24	1968 (14 games)
	1986 (16 games)
	1988 (16 games)

Most, game

9	at Min, 11/2/69
	at Den, 12/5/71
	vs. Min, 10/25/93

YARDS LOST

Most, season

439	1969 (14 games)
395	1973 (14 games)
392	1971 (14 games)
359	1974 (14 games)
358	1983 (16 games)

Fewest, season

95	1995 (16 games)
109	1947 (12 games)
139	1994 (16 games)

Most, game

78	at Min, 11/2/69
70	at Den, 12/5/71

TOUCHDOWN PASSES

Most, season

29	1947 (12 games)
	1995 (16 games)
28	1943 (11 games)
26	1949 (12 games)
24	1961 (14 games)
23	1987 (16 games)

Fewest, season

5	1950 (12 games)
6	1973 (14 games)
7	1978 (16 games)
	1993 (16 games)

Most, game

7 [†]	at NYG, 11/14/43
4	Last: vs Min, 9/27/98

KICKOFF WEEKEND WINS

The Bears own 46 opening day victories overall, more than any NFL franchise. The Dallas Cowboys are 29-9-1 on opening day, and their .763 opening day winning percentage is tops in league history. The two teams squared off on Kickoff Weekend in 1996, and the Bears busted the Cowboys 22-6 on *Monday Night Football* at Soldier Field.

Chicago has lost two straight openers, following a three-opener win streak, and is 6-3 in the decade. The Bears have opened at Soldier Field in 25 of the last 28 years, boasting an 18-6 record. Chicago starts this season against Kansas City on September 12th, hosting an AFC foe for the second straight year (24-23 loss to Jacksonville last September 6th). The Bears host consecutive AFC teams to start the year for the first time ever, as Seattle visits in Week Two. The KC game marks just the 12th time ever that Chicago opens against a team currently residing in the AFC.



Team Records—Offense

HAD INTERCEPTED

Most, season

35	1947 (12 games)
	1954 (12 games)
28	1978 (16 games)

Fewest, season

10	1995 (16 games)
11	1941 (11 games)
	1982 (9 games)

Most, game

8	at Det, 9/22/68
7	vs. LA Rams, 10/9/49
	at Balt, 10/2/60
	at Clev, 12/22/60

Returned for TD, season

6*	1992 (16 games)
----	-----------------

INTERCEPTION PERCENTAGE

Highest, season

14.95	1942 (11 games)
7.95	1978 (16 games) 28 of 352

Lowest, season

1.91	1995 (16 games) 10 int, 523 att.
2.63	1998 (16 games) 13 int, 494 att.
2.79	1990 (16 games) 12 int, 430 att.

— PUNTING —

PUNTS

Most, season

114*	1981 (16 games)
100	1976 (14 games)
96	1978 (16 games)
	1997 (16 games)

Fewest, season

32	1941 (11 games)
38	1947 (12 games)
58	1965 (14 games)
	1995 (16 games)

Most, game

17	vs. GB, 10/22/33
14	vs. GB, 12/10/33
12	vs NO, 10/5/97

Fewest, game

0	vs. GB, 11/6/55
	at NYG, 11/28/65
	vs. Det, 10/1/72

GROSS AVERAGE

Highest, season

46.5	1963 (14 games)
45.5	1964 (14 games)
44.8	1996 (16 games)

Lowest, season

35.7	1945 (10 games)
36.2	1983 (16 games)
36.9	1976 (14 games)

Highest, game (4+ punts)

57.3	vs. LA Rams, 11/16/52
54.6	vs. GB, 10/21/85
54.0	at TB, 10/6/85
53.6	at Det, 11/27/97

Lowest, game (4+)

22.1	at Min, 10/10/76
25.0	at Card-Pitt, 12/3/44
26.4	vs. GB, 10/21/74

— PUNT RETURNS —

RETURNS

Most, season

64	1984 (16 games)
60	1950 (12 games)
57	1986 (16 games)

Fewest, season

19	1968 (14 games)
22	1967 (14 games)
23	1992 (16 games)

Most, game

11	vs. Chi. Cards, 10/8/50
8	at Det, 12/16/84
	vs. NE 9/16/85

YARDS

Most, season

781	1948 (12 games)
561	1984 (16 games)
518	1981 (16 games)

Fewest, season

81	1968 (14 games)
97	1966 (14 games)
142	1982 (9 games)
176	1992 (16 games)



Team Records—Offense

Most, game

- 151 vs. Chi. Cards, 10/12/41
- 134 vs. SF, 12/12/65
vs. NYG, 9/14/87
- 106 at TB, 9/20/98

Fewest, game

- 6 vs. Min., 12/19/65
- 5 vs. GB, 10/16/66
vs. Dal., 11/24/68

AVERAGE

Highest, season

- 20.2 1941 (11 games)
- 11.6 1998 (16 games)
- 11.5 1981 (16 games)

Lowest, season

- 3.4 1957 (12 games)
- 3.9 1966 (14 games)
- 6.7 1989 (16 games)

TOUCHDOWNS

Most, season

- 2 1941 (11 games)
- 1987 (15 games)

Most, game

- 1 Last: at TB, 9/20/98

FAIR CATCHES

Most, season

- 28 1967 (14 games)

Fewest, season

- 3 1975 (14 games)

Most, game

- 6 vs. Min., 9/15/96
vs. Min., 12/10/67
at St. L., 10/31/66
- 5 Last: at TB, 11/6/94

— KICK RETURNS —

RETURNS

Most, season

- 79 1997 (16 games)
- 74 1975 (14 games)
- 73 1989 (16 games)

Fewest, season

- 20 1942 (11 games)
- 26 1963 (14 games)
- 34 1982 (9 games)
- 43 1985 (16 games)

Most, game

- 10 at Chi. Cards, 11/27/55
- 9 at SF, 12/23/91
at GB, 12/11/94
- 8 Last: at Det., 11/27/97

Fewest, game

- 0 Last: at TB, 11/6/94

YARDS

Most, season

- 1,696 1997 (16 games)
- 1,644 1975 (14 games)
- 1,595 1998 (16 games)

Fewest, season

- 424 1963 (14 games)
- 632 1982 (9 games)
- 879 1990 (16 games)

Most, game

- 304 vs. GB, 11/9/52
- 251 at Pit., 9/17/67
- 226 at Atl., 10/14/73

Fewest, game

- 0 Last: at TB, 11/6/94

AVERAGE

Highest, season

- 29.4* 1972 (14 games)
- 27.9 1966 (14 games)
- 25.3 1985 (16 games)

Lowest, season

- 16.3* 1963 (14 games)
- 1990 (16 games)
- 16.4 1983 (16 games)

TOUCHDOWNS

Most, season

- 4† 1970 (14 games)
- 3 1967 (14 games)

Most, game

- 2† at GB, 9/22/40
vs. GB, 11/9/52

* NFL Record

† Tied NFL Record



Team Records—Offense

— PENALTIES —

PENALTIES

Most, season

122	1948 (12 games)
121	1981 (16 games)
114	1976 (14 games)
	1984 (16 games)

Fewest, season

57	1955 (12 games)
58	1982 (9 games)
66	1994 (16 games)

Most, game

22 [†]	at Phil, 11/26/44
16	at Balt, 12/5/65
	at Den, 10/16/78
	at TB, 10/21/84

Fewest, game

0 [†]	at Clev, 10/9/38
	vs. Min, 10/23/72
	at Det, 11/28/91
	at StL Rams, 9/24/95
	vs. Phil, 12/24/95
1	Last: at GB, 12/11/94

YARDS PENALIZED

Most, season

1,194	1968 (14 games)
1,005	1981 (16 games)
984	1976 (14 games)

Fewest, season

422	1982 (9 games)
498	1955 (12 games)
503	1994 (16 games)

Most, game

170	at Phil, 11/26/44
147	vs. Wash, 10/3/67
	at Den, 10/16/78
144	vs. Rams, 10/10/77

Fewest, game

0 [†]	at Clev, 10/9/38
	vs. Min, 10/23/72
	at Det, 11/28/91
	at StL Rams, 9/24/95
	vs. Phil, 12/24/95
5	Last: at GB, 12/11/94

* NFL Record

† Tied NFL Record

AIR MILES

Planning to follow the Bears on the road? The following is a list of the round-trip air miles between Chicago's O'Hare Airport and the rest of the NFL cities:

Arizona Cardinals (Phoenix).....	2,280
Atlanta Falcons	1,212
Baltimore Ravens	1,242
Buffalo Bills	946
Carolina Panthers (Charlotte).....	1,198
Cincinnati Bengals.....	528
Cleveland Browns.....	632
Dallas Cowboys.....	1,608
Denver Broncos.....	1,802
Detroit Lions (Pontiac)	470
Green Bay Packers	322
Indianapolis Colts.....	354
Jacksonville Jaguars.....	1,730
Kansas City Chiefs	806
Miami Dolphins (Ft. Lauderdale).....	2,364
Minnesota Vikings (Minneapolis)...	668
Tennessee Titans	818
New England Patriots (Boston)	1,734
New Orleans Saints	1,674

New York Giants (Newark)	1,438
New York Jets (Newark).....	1,438
Oakland Raiders	3,670
Philadelphia Eagles	1,356
Pittsburgh Steelers.....	824
San Diego Chargers.....	3,446
San Francisco 49ers.....	3,692
Seattle Seahawks	3,442
St. Louis Rams	516
Tampa Bay Buccaneers	2,024
Washington Redskins	1,224
This year's total	13,796
1998 total	12,140
1997 total	13,016
1996 total	11,862
1995 total	8,682

Totals include pre-season; the 1997 total does not include the pre-season game in Dublin, Ireland. Dublin is 8,466 round-trip air miles from O'Hare.



Team Records—Defense

- TURNOVERS -

TAKEAWAYS

Most, season

58	1947 (12 games)
54	1985 (16 games)
51	1963 (14 games)

Fewest, season

19	1982 (9 games)
22	1994 (16 games)
25	1987 (15 games)

Most, game

12†	at Det, 11/22/42 (7 int, 5 fum)
9	vs. StL Cards, 11/19/67 (7 int, 2 fum)
8	at Rams, 10/13/63 (6 int, 2 fum)
	vs. Phil, 10/27/63 (4 int, 4 fum)
	at GB, 9/24/67 (5 int, 3 fum)
	vs. TB, 9/2/84 (6 int, 2 fum)

- SCORING -

POINTS ALLOWED

Most, season

421	1997 (16 games)
379	1964 (14 games)
	1975 (14 games)
377	1989 (16 games)

Fewest, season

21	1920 (13 games)
35	1923 (12 games)
44*	1932 (14 games)
	1922 (12 games)
187	1986 (16 games)

Most, game

55	at Det, 11/27/97
53	at Chi. Cards, 11/27/55
52	at Balt, 9/27/64
	at SF, 9/19/65
	at SF, 12/23/91

Most, first half

34	at Balt, 10/4/58 (27, 7)
31	at Mia, 12/2/85 (10, 21)
	at TB, 12/22/96 (7, 24)

Most, second half

38	at Det, 11/27/97 (17, 21)
35	at GB, 9/30/62 (21, 14)
32	vs. Min, 9/18/94 (18, 14)

Most, first quarter

27	at Balt, 10/4/58
20	at TB, 10/25/87

Most, second quarter

31	at Mia, 12/2/85
24	at SF, 9/19/65
	at TB, 12/22/96

Most, third quarter

24	at Dal, 12/27/92
21	Last: at Sea, 9/23/84

Most, fourth quarter

28	at LA Rams, 10/26/52
	vs. GB, 11/6/55
	at SF, 12/23/91
21	Last: at Det, 11/27/97

TOUCHDOWNS ALLOWED

Most, season

50	1997 (16 games)
48	1975 (14 games)
47	1964 (14 games)
43	1989 (16 games)
	1992 (16 games)

Fewest, season

6†	1932 (14 games)
18	1963 (14 games)
20	1982 (9 games)
	1986 (16 games)

Most, game

7	Last: at Det, 11/27/97
6	Last: at TB, 10/8/89

EXTRA POINTS ALLOWED

Most, season

47	1975 (14 games) 47 of 48
46	1964 (14 games) 46 of 47
45	1997 (16 games) 45 of 45

Fewest, season

4	1932 (14 games)
18	1963 (14 games) 18 of 18
	1982 (9 games) 18 of 20
19	1986 (16 games) 19 of 20

Most, game

7	at GB, 9/30/62
	at Balt, 9/27/64
	at SF, 9/19/65
	at SF, 12/23/91
	at Det, 11/27/97
6	Last: at Min, 12/6/98

OPP.'S EXTRA POINTS MISSED

Most, season

6	1955 (12 games)
4	1970 (14 games) 27 of 31
	1974 (14 games) 29 of 33
	1978 (16 games) 28 of 32
3	Last: 1990 (16 games) 28 of 31

Most, game

3	vs. Clev, 11/24/40
2	Last: at TB, 10/22/79



Team Records—Defense

FIELD GOALS ALLOWED

Most, season

30	1994 (16 games)
26	1989 (16 games)
	1993 (16 games)
	1998 (16 games)
25	1973 (14 games)

Fewest, season

0†	1932 (14 games)
	1942 (11 games)
10	1967 (14 games)
12	1982 (9 games)
12	1979 (16 games)

Most, game

5	vs. Wash, 11/14/71
	vs. Min, 9/23/73
	vs. KC, 12/29/90

FIELD GOAL ATTEMPTS ALLOWED

Most, season

41	1971 (14 games)
	1994 (16 games)
39	1973 (14 games)
36	1989 (16 games)

Fewest, season

2	1942 (11 games)
17	1963 (14 games)
	1982 (9 games)
	1985 (16 games)

Most, game

7	vs. Dal, 11/24/68
6	vs. Wash, 11/14/71
	vs. Min, 9/23/73
5	Last: vs. KC, 12/29/90

OPP. FIELD GOALS MISSED

Most, season

18	1968 (14 games)	11 of 31
15	1971 (14 games)	24 of 39
14	1967 (14 games)	10 of 24
13	1980 (16 games)	14 of 27
	1987 (16 games)	18 of 31

Fewest, season

3	1978 (16 games)	16 of 19
---	-----------------	----------

Most, game

5	vs. Dal, 11/24/68 (2 of 7)
4	vs. Atl, 9/26/76 (1 of 5)
	at NO, 10/7/73 (0 for 4)
3	Last: vs. GB, 11/29/87 (1 of 4)

OPPONENTS' SAFETIES

Most, season

2	Last: 1988 (16 games)
---	-----------------------

Most, game

1	Last: at TB, 9/20/98
---	----------------------

— FIRST DOWNS —

TOTAL ALLOWED

Most, season

332	1989 (16 games)
316	1995 (16 games)
300	1998 (16 games)

Fewest, season

98	1942 (11 games)
166	1982 (9 games)
219	1984 (16 games)

Most, game

35	at Wash, 11/26/89
31	at Clev, 11/3/80
30	at LA Rams, 10/24/54
	at SF, 12/23/91

Fewest, game

3	at Clev, 10/9/38
	at Det, 11/23/41
5	at GB, 10/17/91
6	Last: vs Sea, 9/9/90

RUSHING ALLOWED

Most, season

138	1973 (14 games)
128	1978 (16 games)
124	1977 (14 games)

Fewest, season

35*	1942 (11 games)
53	1982 (9 games)
67	1986 (16 games)

Most, game

19	at Min, 10/17/65
	vs. Den, 12/12/76
17	vs. Rams, 12/2/73
15	vs. Min, 9/15/94

Fewest, game

0†	at Clev, 10/10/37
	at Chi. Cards, 12/6/42
	at Det, 10/28/45
	at TB, 10/6/85
	vs. Buf, 10/2/88
	vs. Det, 11/20/94

* NFL Record

† Tied NFL Record



Team Records—Defense

PASSING ALLOWED

Most, season

212	1995 (16 games)
191	1989 (16 games)
183	1996 (16 games)

Fewest, season

33*	1943 (10 games)
90	1973 (14 games)
96	1963 (14 games)
122	1984 (16 games)

Most, game

22	at Min, 9/19/85
21	at LA Rams, 12/26/82
	at Wash, 11/26/89
20	at SF, 12/23/91
	at GB, 12/5/93

Fewest, game

0† Last: vs. Atl, 11/24/85

BY PENALTY

Most, season

36	1968 (14 games)
30	1988 (16 games)
28	1964 (14 games)
	1997 (16 games)

Fewest, season

10	1953 (12 games)
11	1977 (14 games)
	1982 (9 games)
12	1994 (16 games)

Most, game

7	at Phil, 11/26/44
5	vs. Wash, 9/15/68
4	Last: vs. NYG, 9/21/92

— NET YARDS —

YARDS ALLOWED (Rushing & passing)

Most, season

5,729	1989 (16 games)
5,442	1995 (16 games)
5,394	1981 (16 games)

Fewest, season

1,703	1942 (11 games)
2,846	1982 (9 games)
3,176	1963 (14 games)
3,869	1984 (16 games)

Most, game

583	at LA Rams, 12/26/82
557	at LA Rams, 10/24/54
550	at Clev, 11/25/61

Fewest, game

33	vs. Phil, 10/25/42
54	at Pit, 10/2/39
86	vs. Pit, 11/9/69
88	vs. Rams, 11/10/63
92	vs. TB, 11/26/78

— RUSHING —

ATTEMPTS ALLOWED

Most, season

564	1978 (16 games)
563	1973 (14 games)
547	1975 (14 games)

Fewest, season

260	1982 (9 games)
294	1942 (11 games)
358	1964 (14 games)
359	1985 (16 games)

Most, game

59	vs. Den, 12/12/76
55	at Dal, 10/24/76
54	at NE, 10/30/88

Fewest, game

10	vs. Mia, 9/4/88
	vs. Buf, 10/2/88
	vs. Atl, 9/27/92
11	vs. GB, 11/27/88
12	vs. Det, 11/22/87

YARDS ALLOWED

Most, season

2,509	1973 (14 games)
2,174	1978 (16 games)
2,157	1977 (14 games)

Fewest, season

519*	1942 (11 games)
897	1982 (9 games)
1,319	1985 (16 games)

STATE OF THE BEARS

Cowboys and surfers might not dominate the Chicago training camp roster, but more Bears hail from Texas and California than any other U.S. states: each state is home to thirteen players on the current roster. The Bears have six players from Georgia, and five each from Florida and Oklahoma. Illinois and South Carolina are next with four. The Midwest is further represented with three Michigonians, two Wisconsin natives, one Iowan, and one Indiana "hoosier."



Team Records—Defense

Most, game

393	at Det, 11/26/36
356	vs. Den, 12/12/76
304	at Min, 10/17/65

Fewest, game

-36	vs. Phil, 11/19/39
-17	at Chi. Cards, 12/6/42
0	vs. Buf, 10/2/88
11	at Min, 10/28/96

AVERAGE ALLOWED

Highest, season

5.28	1955 (12 games)
4.45	1994 (16 games)
4.44	1973 (14 games)

Lowest, season

1.77	1942 (11 games)
3.17	1970 (14 games)
3.32	1974 (14 games)
3.41	1988 (16 games)

Highest, game

9.11	at NYJ, 9/25/94
8.03	at Clev, 11/25/51
7.66	at Det, 11/27/97

Lowest, game

-0.89	at Chi. Cards, 12/6/42
0.00	vs. Buf, 10/2/88
0.80	at Min, 10/28/96

TOUCHDOWNS ALLOWED

Most, season

25	1975 (14 games)
21	1989 (16 games)
20	1964 (14 games)

Fewest, season

3	1932 (14 games)
	1942 (11 games)
4	1982 (9 games)
	1986 (16 games)
5	1987 (15 games)
	1988 (16 games)

Most, game

6	at Chi. Cards, 11/28/29
5	at GB, 9/30/62
	vs. GB, 11/4/62
4	Last: at Det, 11/27/97

OPPONENTS' FUMBLES

Most, season

44	1952 (12 games)
38	1990 (16 games)
37	1972 (14 games)
	1976 (14 games)
	1983 (16 games)
	1987 (15 games)

Fewest, season

13	1960 (12 games)
17	1988 (16 games)
20	1968 (14 games)
	1982 (9 games)

Most, game

7	at LA Rams, 11/15/64
	at LA Rams, 9/16/66
	vs. GB, 12/18/83
	at GB, 9/16/90
5	Last: at Ten, 10/25/98

OPPONENTS' FUMBLES LOST

Most, season

26	1952 (12 games)
24	1962 (14 games)
	1965 (14 games)
23	1976 (14 games)
	1971 (14 games)
22	1966 (14 games)
	1981 (16 games)

Fewest, season

6	1943 (10 games)
	1945 (10 games)
7	1982 (9 games)
9	1988 (16 games)

Most, game

5	at Den, 9/30/73
	at KC, 11/8/81
4	Last: at Det, 12/22/85

- PASSING -

ATTEMPTS ALLOWED

Most, season

595	1995 (16 games)
554	1989 (16 games)
545	1988 (16 games)

Fewest, season

187	1933 (13 games)
294	1982 (9 games)
296	1969 (14 games)
435	1984 (16 games)



Team Records—Defense

Most, game

62	vs. Phil, 10/2/89
57	at Det, 10/9/88
55	at Min, 9/19/85

Fewest, game

3	vs. NYG, 11/17/35
	at Det, 11/28/35
9	vs. Atl, 9/17/72
10	vs. GB, 11/12/72

COMPLETIONS ALLOWED

Most, season

374	1995 (16 games)
314	1996 (16 games)
307	1989 (16 games)

Fewest, season

59	1935 (12 games)
150	1969 (14 games)
164	1982 (9 games)
197	1984 (16 games)

Most, game

36	vs. GB, 12/5/93
34	vs. Pit, 11/5/95
33	vs. Min, 9/7/97
32	vs. Phil, 10/2/89

Fewest, game

0†	vs. Chi. Cards, 10/15/33
	at Bos, 11/5/33
	at GB, 9/25/49
3	at GB, 11/4/73
	vs. GB, 12/16/73
	vs. Atl, 11/24/85

OPPONENTS' COMPLETION PCT.

Highest, season

64.0	1998 (16 games)
62.9	1995 (16 games)
60.7	1993 (16 games)

Lowest, season

30.4	1935 (12 games)
42.6	1967 (14 games)
44.4	1981 (16 games)

Highest, game (10+ attempts)

86.7	at Balt, 9/27/64
85.0	at Atl, 10/14/73
80.8	at Min, 10/4/92

Lowest, game (10+)

0.0	at GB, 9/25/49
17.6	at Det, 11/5/67
	vs. Atl, 11/24/85
20.0	at GB, 11/4/73

NET YARDS ALLOWED

Most, season

4,240	1995 (16 games)
3,832	1989 (16 games)
3,290	1992 (16 games)

Fewest, season

691	1933 (13 games)
1,674	1973 (14 games)
1,765	1963 (14 games)
2,492	1984 (16 games)

Most, game

506	at LA Rams, 12/26/82
411	at Min, 9/19/85
390	at Wash, 11/26/89

Fewest, game

-22	vs. Atl, 11/24/85
-12	at GB, 11/4/73
-7	vs. TB, 11/26/78

SACKS (since 1972)

Most, season

72	1984 (16 games)
70	1987 (15 games)
64	1985 (16 games)

Fewest, season

23	1972 (14 games)
24	1974 (14 games)
28	1998 (16 games)
	1994 (16 games)

Most, game

12	at Det, 12/16/84
11	at Phil, 10/4/87
	vs. Min, 10/28/84
9	Last: at LA Raid, 12/27/87

YARDS LOST

Most, season

583	1984 (16 games)
503	1986 (16 games)
484	1987 (15 games)

Fewest, season

154	1953 (12 games)
163	1972 (14 games)
173	1974 (14 games)
175	1994 (16 games)

Most, game

114	vs. Min, 12/17/61
107	vs. Det, 11/20/60
101	vs. Min, 10/28/84



Team Records—Defense

TD PASSES ALLOWED

Most, season

27	1961 (14 games)
	1964 (14 games)
	1995 (16 games)
	1998 (16 games)
25	1968 (14 games)
	1997 (16 games)

Fewest, season

2	1934 (13 games)
3	1932 (14 games)
	1936 (12 games)
7	1977 (14 games)
10	1982 (9 games)

Most, game

5	vs. SF, 11/19/72
	at Pit, 9/28/80
	at Min, 11/28/82
	at GB, 11/12/95
4	Last: at Min, 12/6/98

— INTERCEPTIONS —

INTERCEPTIONS

Most, season

37	1935 (12 games)
36	1963 (14 games)
34	1985 (16 games)

Fewest, season

10	1960 (12 games)
	1964 (14 games)
12	1994 (16 games)
13	1975 (14 games)
	1982 (9 games)
	1997 (16 games)

Most, game

7	at GB, 9/22/40
	at Det, 11/22/42
	at Chi. Cards, 12/5/54
	vs. St. L., 11/19/67
6	at Rams, 10/13/63
	vs. TB, 9/2/84

YARDS RETURNED

Most, season

585	1941 (11 games)
537	1963 (14 games)
512	1985 (16 games)

Fewest, season

60	1997 (16 games)
69	1987 (15 games)
99	1982 (9 games)

Most, game

149	vs. LA Rams, 10/11/64
120	vs. GB, 12/5/93

TOUCHDOWNS

Most, season

4	1939 (11 games)
	1950 (12 games)
	1963 (14 games)
	1985 (16 games)
3	Last: 1981 (16 games)

Most, game

2	Last: vs. GB, 12/5/93
---	-----------------------

— PUNTING —

PUNTS ALLOWED

Most, season

100	1984 (16 games)
	1986 (16 games)
99	1983 (16 games)
98	1981 (16 games)

Fewest, season

42	1945 (10 games)
49	1982 (9 games)
62	1964 (14 games)
	1972 (14 games)
	1995 (16 games)

Most, game

16	vs. Chi. Cards, 11/30/33
15	vs. NY Giants, 11/17/35
11	at Clev, 10/15/72
	vs. NE, 9/16/85
10	Last: at Dal, 11/17/85

Fewest, game

0†	at Det, 12/2/56
	at GB, 9/24/67
	at Mia, 9/23/79
	vs. GB, 12/17/89

GROSS AVERAGE ALLOWED

Highest, season

46.6	1964 (14 games)
43.5	1997 (16 games)
43.3	1963 (14 games)

Lowest, season

35.4	1978 (16 games)
36.3	1976 (14 games)
37.1	1995 (16 games)



Team Records—Defense

Highest, game (4+ punts)

61.8	vs. Det, 11/24/46
55.3	at Dal, 9/28/97
54.5	at SF, 11/19/61

Lowest, game (4+)

23.6	vs. Atl, 11/19/78
25.5	at Pit, 11/30/58
26.0	vs. Den, 12/12/76

— PUNT RETURNS —

RETURNS ALLOWED

Most, season

66	1981 (16 games)
58	1974 (14 games)
54	1979 (14 games)

Fewest, season

20	1941 (11 games)
22	1965 (14 games)
	1993 (16 games)
24	1972 (14 games)
	1986 (14 games)

Most, game

9	at Chi. Cards, 11/29/59
8	vs. Wash, 10/11/81
	at Atl, 10/13/74
7	Last: at TB, 12/2/79

YARDS ALLOWED

Most, season

727	1997 (16 games)
633	1974 (14 games)
594	1981 (16 games)

Fewest, season

106	1969 (14 games)
110	1972 (14 games)
115	1993 (16 games)

Most, game

147	vs. GB, 11/8/59
117	at Atl, 10/13/74
116	at TB, 12/21/97

AVERAGE RETURN ALLOWED

Highest, season

17.0	1941 (11 games)
14.0	1997 (16 games)
13.0	1987 (15 games)
12.5	1964 (14 games)
	1996 (16 games)

Lowest, season

3.8	1969 (14 games)
4.1	1967 (14 games)
5.2	1993 (16 games)

TOUCHDOWNS ALLOWED

Most, season

2	1933 (13 games)
	1941 (11 games)
	1947 (12 games)
	1952 (12 games)
	1954 (12 games)
	1996 (16 games)
	1997 (16 games)

Most, game

1	Last: vs. TB, 11/29/98
---	------------------------

FAIR CATCHES FORCED

Most, season

38	1993 (16 games)
26	1972 (14 games)
	1973 (14 games)

Fewest, season

5	1989 (16 games)
6	1990 (16 games)
7	1980 (16 games)
	1982 (9 games)
	1987 (15 games)

Most, game

7	vs. Det, 11/21/76
6	at GB, 12/16/73

— KICKOFF RETURNS —

RETURNS ALLOWED

Most, season

78	1985 (16 games)
73	1990 (16 games)
72	1965 (14 games)
	1995 (16 games)

Fewest, season

30	1982 (9 games)
32	1971 (14 games)
44	1981 (16 games)

Most, game

10	vs. Det, 9/24/89
9	at Bos, 11/21/48
	vs. Balt, 10/21/56
	vs. GB, 12/7/80
	vs. TB, 9/25/93
8	Last: at TB, 10/21/84

Fewest, game

0†	Last: vs. NO, 9/19/82
----	-----------------------



Team Records—Defense

YARDS ALLOWED

Most, season

1,827	1985 (16 games)
1,583	1965 (14 games)
1,570	1995 (16 games)

Fewest, season

435	1940 (11 games)
537	1982 (9 games)
700	1945 (10 games)
	1974 (14 games)
918	1993 (16 games)

Most, game

275	at Det, 9/24/89
254	at LA Rams, 10/13/63
234	vs. GB, 12/7/80

Fewest, game

0†	Last: vs. Min, 9/18/94
----	------------------------

AVERAGE ALLOWED

Highest, season

27.8	1960 (12 games)
25.6	1971 (14 games)
24.7	1973 (14 games)

Lowest, season

16.0	1946 (11 games)
17.3	1993 (16 games)
17.5	1947 (12 games)

TOUCHDOWNS ALLOWED

Most, season

1	Last: 1996
---	------------

Most, game

1	Last: vs. GB, 10/6/96
---	-----------------------

* NFL Record

† Tied NFL Record

OPPONENTS' PENALTIES

Most, season

129	1980 (16 games)
120	1987 (15 games)
119	1981 (16 games)

Fewest, season

34	1942 (11 games)
43	1941 (11 games)
52	1982 (9 games)
66	1969 (14 games)
80	1994 (16 games)

Most, game

21	at Clev, 11/25/51
16	at GB, 11/8/87
15	at Det, 9/22/68
	at TB, 10/21/84

Fewest, game

0†	Last: vs. Den, 12/18/93
1	Last: vs. Rams, 12/18/94

OPPONENTS' YARDS PENALIZED

Most, season

1,109	1980 (16 games)
1,103	1987 (15 games)
947	1981 (16 games)

Fewest, season

110	1937 (11 games)
451	1982 (9 games)
611	1965 (14 games)
645	1994 (16 games)

Most, game

209	at Clev, 11/25/51
147	at Det, 9/22/68
134	at Det, 10/9/88

Fewest, game

0†	Last: vs. Den, 12/18/93
1	Last: vs. Rams, 12/18/94

GETTING TO HALAS HALL AT CONWAY PARK

FROM THE LOOP – Take 90/94 (Kennedy Expressway) west to 94 north (Edens Expressway). Continue on 94 (the "spur"), which becomes the Tri-state Tollway. Exit at Town Line Road (IL Route 60) and turn right (east). Take a left at the first light, which is Field Drive. (The next light is Field Court; you can also make a left there and proceed around its bend until it merges with Field Drive.) Drive about 1.2 miles north along Field Drive. Turn gently right onto Football Drive (the last road on your right) and proceed to the entry gate.

FROM O'HARE AIRPORT – Take 294 (the Tri-state Tollway) north. Exit at Town Line Road (IL Route 60), turn right (east), and proceed as directed with underlined text, above.

FROM THE OLD HALAS HALL – Take Washington Road north to Deerpath Road. Make a left (west) on Deerpath and follow through downtown Lake Forest to Waukegan Road (IL 43). Make a left (south) on Waukegan, then a right on Town Line Road (IL 60), and a right onto Field Drive or Field Court. Follow to Football Drive and proceed to the entry gate.



Career Coaching Records

	Years	Overall W-L-T (Pct.)	Regular W-L-T	Post-season W-L
1	George Halas 1920-29;33-42; 46-55; 58-67	324-151-31 (.682)	318-148-31	6-3
2	Mike Ditka 1982-92	112-68-0 (.622)	106-62-0	6-6
3	Dave Wannstedt 1993-98	41-57-0 (.418)	40-56-0	1-1
4	Neill Armstrong 1978-81	30-35-0 (.462)	30-34-0	0-1
5	Ralph Jones 1930-32	24-10-7 (.706)	24-10-7	None
6	Heartley (Hunk) Anderson/ Luke Johnsos (co-coaches) 1942-45	24-12-2 (.657)	23-11-2	1-1
7	Jack Pardee 1975-77	20-23-0 (.465)	20-22-0	0-1
8	Jim Dooley 1968-71	20-36-0 (.357)	20-36-0	None
9	John "Paddy" Driscoll 1956-57	14-10-1 (.583)	14-9-1	0-1
10	Abe Gibrón 1972-74	11-30-1 (.268)	11-30-1	None
	TOTALS 1920-98	620-432-42 (.589)	606-418-42	14-14

Career Scoring

	Years	Ru	Rec	Ret	PAT	FG	Pts
1	Kevin Butler (k) 1985-95	0	0	0	387/397	243/333	1,116
2	Walter Payton (hb) 1975-87	110	15	0	0	0	750
3	Bob Thomas (k) 1975-84	0	0	0	245/268	128/205	629
4	George Blanda (k-qb) 1949-58	5	0	0	247/250	88/201	541
5	Mac Percival (k) 1967-73	0	0	0	159/162	99/182	456
6	Neal Anderson (rb) 1986-93	51	20	0	0	0	426
7	Roger Leclerc (k) 1960-66	0	0	0	152/158	75/146	377
8	Jack Manders (fb-lb-hb-db-k) 1933-40	11	6	2	133/*	40/*	367
9	Rick Casares (fb) 1955-64	49	10	0	0	0	354
10	Gale Sayers (rb) 1965-71	39	9	8	0	0	336
11	Ken Kavanaugh (e) 1940-41; 45-50	0	50	2	1/1	0	313
12	Johnny Lujack (qb-k) 1948-51	21	0	0	130/136	4/9	268
13	Jeff Jaeger (k) 1996-98	0	0	0	70/71	61/75	253
14	Harlon Hill (e) 1954-61	0	40	0	0	0	240
15	George McAfee (hb-db) 1940-41; 45-50	22	11	6	0	0	234
16	Ray (Scooter) McLean (hb-db) 1940-47	6	21	3	45/54	0/1	225
17	Willie Galimore (rb) 1957-63	26	10	1	0	0	222
	Johnny Morris (rb-wr) 1958-67	5	31	1	0	0	222
19	Mike Ditka (te) 1961-66	0	34	2	0	0	216
20	Hugh Gallarneau (hb) 1941-42; 45-47	26	7	2	0	0	210
	Dick Gordon (wr) 1965-71	0	35	0	0	0	210

* figures not available

Career Interceptions

	Years	Int	Yards	Avg	TD
1	Gary Fencik (s) 1976-87	38	483	12.7	1
2	Richie Petitbon (s) 1959-68	37	643	17.4	3
3	Donnell Woolford (cb) 1989-96	32	212	6.6	1
4	Bennie McRae (cb) 1962-70	27	485	18.0	4
5	Dave Whitsell (cb) 1961-66	26	397	15.3	2
6	George McAfee (db) 1940-41; 45-50	25	350	14.0	1
7	JC Caroline (db) 1956-65	24	405	16.9	2
	Doug Buffone (lb) 1966-79	24	211	8.8	0
9	Roosevelt Taylor (s) 1961-69	23	414	18.0	3
10	Dick Butkus (lb) 1965-73	22	166	7.5	0
	Allan Ellis (cb) 1973-77; 79-80	22	185	8.4	1



Career Rushing

	Years	Att	Yards	Avg	TD
1. Walter Payton	1975-87	3,838	16,726	4.4	110
2. Neal Anderson	1986-93	1,515	6,166	4.1	51
3. Rick Casares (fb)	1955-64	1,386	5,675	4.1	49
4. Gale Sayers	1965-71	991	4,956	5.0	39
5. Roland Harper	1975-78; 80-82	757	3,044	4.0	15
6. Willie Galimore	1957-63	670	2,985	4.5	26
7. Matt Suhey (fb)	1980-89	829	2,946	3.6	20
8. Ronnie Bull (hb/fb)	1962-70	787	2,871	3.7	9
9. Bronko Nagurski (fb)	1930-37; 43	633	2,778	4.4	18
10. Bobby Douglass (qb)	1969-75	373	2,470	6.6	20
11. Ray Nolting	1936-43	508	2,285	4.5	16
12. Raymond Harris	1994-97	592	2,245	3.8	15
13. George Gulyanics	1947-52	609	2,081	4.1	19
14. Brad Muster (fb)	1988-92	455	2,014	4.4	20
15. Gary Famigletti	1938-45	505	1,927	3.8	20
16. Beattie Feathers	1934-37	320	1,846	5.8	14
17. Bill Osmanski (fb)	1939-43; 46-47	368	1,753	4.8	20
18. George McAfee	1940-41; 45-50	341	1,685	4.9	22
19. Rashaan Salaam	1995-97	470	1,682	3.6	13
20. Jack Manders (fb/hb)	1933-40	451	1,586	3.4	11
21. Hugh Gallarneau	1941-42; 45-47	343	1,421	4.1	26

Career Passing

	Years	(400+ Attempts)				Yards	Y/Att	TD	TD%	Int	Int%	Rate
		Att	Cmp	Cmp%	Yards							
1. Erik Kramer	1994-98	1,557	913	58.6	10,582	6.80	63	4.0	45	2.9	80.7	
2. Jim McMahon	1982-88	1,513	874	57.8	11,203	7.37	67	4.4	56	3.7	80.4	
3. Sid Luckman	1939-50	1,744	904	51.8	14,686	8.42	137	7.9	132	7.6	75.0	
4. Jim Harbaugh	1987-93	1,759	1,023	58.1	11,567	6.58	50	2.8	56	3.2	74.2	
5. Bill Wade	1961-66	1,407	767	54.5	9,958	7.08	68	4.8	66	4.7	73.4	
6. Rudy Bukich	1958-59; 62-68	878	474	54.0	6,254	7.12	46	5.2	45	5.1	72.8	
7. Johnny Lujack	1948-51	808	404	50.0	6,295	7.79	41	5.1	54	6.7	65.3	
8. Mike Tomczak	1985-90	915	454	49.6	6,247	6.83	33	3.6	47	5.1	62.5	
Ed Brown	1954-61	1,246	607	48.7	9,698	7.78	63	5.1	88	7.1	62.5	
10. Bernie Masterson	1934-40	409	156	38.1	3,366	8.23	34	8.3	38	9.3	57.2	
11. Mike Phipps	1977-81	482	253	52.5	2,806	5.82	15	3.1	27	5.6	57.1	
12. Jack Concannon	1967-71	951	486	51.1	5,222	5.49	31	3.3	52	5.5	55.6	
13. Bob Avellini	1975-84	1,057	530	50.1	6,823	6.46	33	3.1	66	6.2	55.3	
14. Vince Evans	1977-83	808	388	48.0	5,064	6.27	26	3.2	46	5.7	55.1	
15. George Blanda	1949-58	988	445	45.0	5,936	6.01	48	4.9	70	7.1	51.4	

Career Sacks

	Years	Sacks
1. Richard Dent	1983-93; 95	124.5
2. Steve McMichael	1981-93	92.5
3. Dan Hampton	1979-90	82.0
4. Jim Osborne	1972-84	81.5
5. Mike Hartenstine	1975-86	55.5

Career FGs

	Years	FG	FGA	Pct.
1. Kevin Butler	1985-95	243	333	72.9
2. Bob Thomas	1975-84	128	205	62.4
3. Mac Percival	1967-73	99	182	54.4
4. George Blanda	1949-58	88	201	43.8
5. Roger Leclerc	1960-66	75	146	51.4



Career Receiving

- YARDS -

	Years	Yards	Catches	Avg	TD
1. Johnny Morris (wr)	1958-67	5,059	356	14.2	31
2. Harlon Hill (wr)	1954-61	4,616	226	20.4	40
3. Walter Payton (rb)	1975-87	4,538	492	9.2	15
4. Mike Ditka (te)	1961-66	4,503	316	14.3	34
5. Curtis Conway (wr)	1993-98	4,072	285	14.3	27
6. Willie Gault (wr)	1983-87	3,650	184	19.8	27
7. Ken Kavanaugh (e)	1940-41; 45-50	3,626	162	22.4	50
8. Dick Gordon (wr)	1965-71	3,550	238	14.9	35
9. James Scott (wr)	1976-80; 82	3,202	177	18.1	20
10. Jim Dooley (wr)	1952-54; 56-57; 59-62	3,172	211	15.0	16
11. Jim Keane (e)	1946-51	3,031	206	14.7	23
12. Wendell Davis (wr)	1988-93	3,000	207	14.5	14
13. Bill McColl (e)	1952-59	2,815	201	14.0	25
14. Neal Anderson (rb)	1986-93	2,763	302	9.1	20
15. Dennis McKinnon (wr)	1983-85; 87-89	2,753	182	15.1	21
16. Emery Moorehead (te)	1981-88	2,730	200	13.7	14
17. Jeff Graham (wr)	1994-95	2,245	150	14.9	8
18. Ray (Scooter) McLean (rb)	1940-47	2,232	103	21.7	21
19. Tom Waddle (wr)	1989-94	2,109	173	12.2	9
Matt Suhey (rb)	1980-89	2,109	259	8.1	5
21. Dennis Gentry (wr)	1982-92	2,076	171	12.1	7
22. Brian Baschnagel (wr)	1976-84	2,024	134	15.1	9
23. Ron Morris (wr)	1987-92	1,991	121	16.5	9
24. George Farmer (wr)	1970-75	1,909	113	16.9	10
25. Gene Schroeder (e)	1951-52; 54-57	1,870	104	18.0	13
John Hoffman (e)	1949-56	1,870	136	13.8	9

- CATCHES -

	Years	Catches	Yards	Avg	TD
1. Walter Payton (rb)	1975-87	492	4,538	9.2	15
2. Johnny Morris (wr)	1958-67	356	5,059	14.2	31
3. Mike Ditka (te)	1961-66	316	4,503	14.3	34
4. Neal Anderson (rb)	1986-93	302	2,763	9.1	20
5. Curtis Conway (wr)	1993-98	285	4,072	14.3	27
6. Matt Suhey (fb)	1980-89	259	2,109	8.1	5
7. Dick Gordon (wr)	1965-71	238	3,550	14.9	35
8. Harlon Hill (e)	1954-61	226	4,616	20.4	40
9. Jim Dooley (wr)	1952-54; 56-57; 59-62	211	3,172	15.0	16
10. Wendell Davis (wr)	1988-93	207	3,000	14.5	14
11. Jim Keane (e)	1946-51	206	3,031	14.7	23
12. Bill McColl (e)	1952-59	201	2,815	14.0	25
13. Emery Moorehead (te)	1981-88	200	2,730	13.7	14
14. Willie Gault (wr)	1983-87	184	3,650	19.8	27
15. Dennis McKinnon (wr)	1983-85; 87-89	182	2,753	15.1	21
Rick Casares (fb)	1955-64	182	1,538	8.5	10
17. James Scott (wr)	1976-80; 82	177	3,202	18.1	20
18. Tom Waddle (wr)	1989-94	173	2,109	12.2	9
19. Dennis Gentry (wr)	1982-92	171	2,076	12.1	7
20. Brad Muster (fb)	1988-92	169	1,623	9.6	7
21. Ronnie Bull (hb-fb)	1962-70	163	1,404	8.6	4
22. Ken Kavanaugh (e)	1940-41; 45-50	162	3,626	22.4	50
23. Jeff Graham (wr)	1994-95	150	2,245	14.9	8
24. Bobby Engram (wr)	1993-98	142	1,775	12.5	13
25. John Hoffman (e)	1949-56	136	1,870	13.8	9



Career Kickoff Returns

(25+ Returns)

	Years	Returns	Yards	Avg	TD
1. Dennis Gentry	1982-92	192	4,353	22.7	3
2. Gale Sayers	1965-71	91	2,781	30.6	6
3. Cecil Turner	1968-73	108	2,616	24.2	4
4. Ron Smith	1965; 70-72	85	2,263	26.6	1
5. Brian Baschnagel	1976-84	89	2,104	23.6	0
6. Nate Lewis	1994-95	77	1,778	23.1	0
7. Glyn Milburn	1998	62	1,550	25.0	2
8. Charlie Bivins	1960-66	62	1,531	24.7	0
9. Dick Gordon	1965-71	58	1,362	23.5	0
10. Johnny Morris	1958-67	54	1,267	23.5	0
11. Willie Galimore	1957-63	43	1,100	25.6	1
12. Tyrone Hughes	1997	43	1,008	23.4	0
13. Ron Drzewiecki	1955; 57	38	906	23.8	0
14. Willie Gault	1983-87	37	885	23.9	1
15. Lenny Walterscheid	1977-82	34	833	24.5	0

Career Punt Returns

(25+ Returns)

	Years	Returns	Yards	Avg	TD
1. George McAfee	1940-41; 45-50	112	1,431	12.8	2
2. Dennis McKinnon	1983-85; 87-89	127	1,171	9.2	3
3. Jeff Fisher	1981-84	123	1,137	9.2	1
4. Johnny Morris	1958-67	104	893	8.6	1
5. Steve Schubert	1975-79	103	866	8.4	3
6. Virgil Livers	1975-79	86	738	8.6	0
7. Johnny Bailey	1990-91	72	680	9.4	1
8. JR Boone	1948-51	56	635	11.3	0
9. Ray (Scooter) McLean	1940-47	42	622	14.8	3
10. Lew Barnes	1986	59	482	8.5	0
11. Lenny Walterscheid	1977-82	57	424	7.4	0
12. Gale Sayers	1965-71	28	391	14.0	2
13. Jeff Graham	1994-95	38	323	8.5	1
14. Jon Arnett	1964-66	45	298	6.6	0
15. Tyrone Hughes	1997	36	258	7.2	0
16. Terry Obee	1993	35	289	8.3	0

Career Punting

(75+ Punts)

	Years	Punts	Yards	Gross Avg
1. George Gulyanics	1947-52	113	5,032	44.5
2. Todd Sauerbrun	1995-98	243	10,371	42.7
3. Bobby Joe Green	1962-73	833	35,057	42.1
4. Fred (Curley) Morrison	1950-53	243	10,170	41.9
5. Bryan Wagner	1987-88	115	4,743	41.2
6. Maury Buford	1985-86; 89-91	354	14,491	40.9
7. Ed Brown	1954-61	343	13,912	40.6
8. Dave Finzer	1984	83	3,328	40.1
9. Edmund (Zeke) Bratkowski	1954; 57-60; 72	76	3,023	39.77
10. Chris Gardocki	1991-94	235	9,344	39.76



Bears Historical Highlights

- 1920s -

- 9/17/20**—George Halas, representing the Decatur Staleys, meets with representatives of 12 other clubs at Ralph Hay's Hupmobile showroom in Canton, Ohio, forming the American Professional Football Association — which later became the NFL. Membership is set at \$100.
- 1920**—The Staleys shutout 10 of their 13 foes, lose only to the Chicago Cardinals (7-6 at Normal Park) and post a 10-1-2 record. Each player is paid \$1,900 for the season.
- 1921**—Decatur Staleys become Chicago Staleys, play in Wrigley Field, and win the APFA title with 9-1-1 record. A. E. Staley gives Halas the club with \$5,000 to keep the Staleys name for the year. Halas makes Dutch Sternaman his partner.
- 1/28/22**—Franchise renamed Chicago Bears.
- 11/27/22**—First Chicago player deal: Bears buy tackle Ed Healey's contract from the Rock Island Independents for \$100—twice the going rate for a franchise that season.
- 11/22/25**—Harold "Red" Grange signs with Bears and pro football leaves its cradle. His agent C.C. (Cash & Carry) Pyle negotiates a \$100,000 deal with the Bears.
- 11/26/25**—Halas takes the Bears and Grange on a coast-to-coast tour that sees the club play 16 games from Nov. 26 through Jan. 31 interrupted only by a two-week rest. The Bears post a 11-4-1 record on the trip.
- 11/26/25**—Grange's first game—36,000 see Bears and Cardinals go 0-0 in Wrigley Field with Grange held to 36 yards.
- 1/16/26**—Grange gets two TDs as the Bears impress 75,000 in the LA Coliseum beating the LA Tigers 17-7.
- 3/1/26**—Bears open offices at 111 W. Washington.

- 1930s -

- 1930**—After a 4-8-2 1929 season, George Halas replaces himself as head coach with Ralph Jones. Jones posts a 24-10-7 record during his three seasons.
- 12/15/30**—Bears and Cardinals play football's first indoor game on an 80-yard field in Chicago Stadium. The exhibition aids unemployment; Bears win 9-7 before 10,000 fans.
- 11/15/31**—New Yorkers (including Gov. Alfred E. Smith and Mayor Jimmy Walker) in field boxes at \$100 a seat watch Bears top Giants at Polo Grounds 12-6.

- 12/18/32**—Bronko Nagurski hits Red Grange with a two-yard TD pass and the Bears top the Portsmouth Spartans 9-0 for the NFL championship. The game was played before 11,198 indoors at Chicago Stadium on an 80-yard field.
- 1932**—Franchise loses \$18,000 prompting Dutch Sternaman to unload his half of the Bears to George Halas.
- 1933**—George Halas returns as head coach and takes club out of town for training camp for the first time. University of Notre Dame is the host.
- 11/5/33**—Boston Redskins beat Bears, 10-0, ending Chicago's 16-game unbeaten string.
- 12/17/33**—Bears use rookie Jack Manders' accurate kicking for 11 points and defeat the Giants 23-21 in the NFL's first championship game.
- 1934**—Halas University, the Bears alumni association begins. Annually, Bear veterans return during season for Homecoming Weekend.
- 1934**—Bears hold training camp at Lane Tech High in Chicago.
- 8/31/34**—A classic is born as 79,432 watch the NFL champion Bears held to a scoreless tie by the first College All-Star team in a game sponsored by *Chicago Tribune* Charities at Soldier Field.
- 12/2/34**—Rookie Beattie Feathers becomes first pro to rush for 1,000 yards in a season (1,004), leading the NFL.
- 12/9/34**—Undefeated Bears slip before Giants in NFL title tilt at Polo Grounds 30-13 before 35,059. With Chicago leading 10-3 at the half, NY dons basketball sneakers and scores 27 points.
- 1935**—Training camp is conducted at St. John's Military Academy in Delafield, Wisconsin.
- 1936**—Bears make Joe Stydahar, a tackle from West Virginia, their first draft pick ever.
- 12/12/37**—Bears win Western Division title but lose NFL Championship 28-21 to Redskins at Wrigley Field. Sammy Baugh hits 18 of 33 for 335 yards and three TDs. Jack Manders scores 15 of the Bears points. A Chicago player's share is \$127.78.

- 1940s -

- 12/8/40**—Ten Bears tally TDs as Chicago rips Washington 73-0 for the NFL title before 36,034 in D.C. The rout signals the beginning of pro football's modern era with the formal unveiling of the T-formation. Each player receives \$873.



Bears Historical Highlights

1941—*Bear Down Chicago Bears*, the Bears new fight song, is published.

12/14/41—Bears and Packers agree their playoff game should be played to a "sudden death" finish in event of tie. NFL adopts plan 1/24/42.

1942—George Halas departs in October for the US Navy. The Bears win their final six games, finish the season 11-0, and advance to the title game but lose to Washington, 14-6.

1943—Hunk Anderson and Luke Johnsos co-coach the wartime Bears for the next three seasons, compiling a 15-11-2 record.

11/14/43—Sid Luckman becomes the first pro to pass for 400+ yards in a game, scorching the Giants for 433 yards and seven TDs.

12/26/43—The Bears blast Washington 41-21 in Wrigley Field for the NFL title before 34,320 fans. Sid Luckman throws five TD passes (2 each to Harry Clark and Dante Magnani). Bronko Nagurski scores his last Bear TD, a 3-yard run.

12/15/46—With George Halas around for the full season, the Bears whip the Giants 24-14 before a record NFL title crowd of 58,346 in the Polo Grounds. After opening with a 21-yard TD pass to Ken Kavanaugh, Sid Luckman gets the winning score on a 19-yard bootleg.

1948—Bears make the first trade for a draft choice, then select QB Bobby Layne.

12/11/49—Johnny Lujack sets NFL passing record with 468 yards against the Cardinals.

— 1950s —

12/17/50—Bears and Rams tie for Western Division title with 9-3 marks but Rams trip Bears in LA 24-14 to break the tie.

1956—Halas retires for a third time. Paddy Driscoll gets the position.

12/30/56—Giants, with their sneakers again, trounce Chicago 47-7 before 56,836 in Yankee Stadium for NFL title.

11/2/58—Bears and Rams establish NFL attendance record drawing 90,833 paid (100,470 actual) in the LA Coliseum. Rams win 41-35.

— 1960s —

10/22/61—Bears destroy the scorching 49er shotgun formation 31-0 with Bill George playing middle guard and the defensive line stunting.

12/29/63—Bears intercept five YA Tittle passes and capture NFL title from Giants 14-10 in Wrigley Field before 45,801 and closed circuit TV. QB Bill Wade gets both TDs on two- and one-yard runs. Each Bear earns \$5,899.

1964—Flanker Johnny Morris catches NFL record 93 passes.

1965—Bears set standard for draft by selecting LB Dick Butkus and RB Gale Sayers in first round.

1965—Rookie Sayers bursts into pro football with a NFL record 22 TDs.

12/12/65—Gale Sayers scores six TDs against 49ers.

1966—Gale Sayers sets NFL combined yards record with 2,440.

5/27/68—The all-time winningest coach in football history, George Halas, retires from coaching after 40 seasons with 324 wins, 151 defeats, 31 ties.

— 1970s —

3/19/70—George Halas elected president of the National Football Conference as NFL-AFL merge.

6/16/70—Bear running back Brian Piccolo dies of cancer. Club establishes Piccolo Fund, raising almost \$2 million for cancer research.

12/13/70—Bears say goodbye to Wrigley Field by trouncing Green Bay 35-17. They will make Soldier Field their home in 1971.

9/19/71—The Bears open at Soldier Field by defeating the Pittsburgh Steelers, 17-15.

9/12/74—Jim Finks joins Bears as Vice President and General Manager after serving as Vikings' GM and NFL Management Council Advisor.

12/17/74—After three seasons and a record of 11-30-1, Abe Gibrion departs as head coach.

12/31/74—Former NFL star linebacker Jack Pardee is named Bear head coach—the first non-Bear to hold the job.

7/12/75—Bears open training camp at Lake Forest College after 31 seasons in Rensselaer, Indiana.

11/20/77—En route to leading the NFL in rushing with a Bear record 1,852 yards on the season, Walter Payton dashes through the Vikings for a NFL record 275 yards. Bears win 10-7 at Soldier Field.



Bears Historical Highlights

12/18/77—A 28-yard FG by Bob Thomas with :09 left in overtime gives Bears a 12-9 win over the Giants, a 9-5 record, a six-game win streak, and their first playoff spot in 14 years.

12/26/77—Bears finish season with 37-7 playoff loss at Dallas, but set 28 team records and play before a home record 401,513 fans in seven Soldier Field dates.

1/19/78—With a three-year record of 20-22, Jack Pardee resigns to seek Redskin coaching job.

2/16/78—Neill Armstrong, Minnesota Vikings defensive coordinator, becomes head coach.

9/3/79—Bears occupy \$1.6 million new headquarters named Halas Hall on Lake Forest College campus.

12/16/79—Massive heart attack claims George (Mugs) Halas at 54. Bears route St. Louis 42-6 and Dallas tips Washington 35-34. The combination sends 10-6 Bears to the playoffs.

12/23/79—After leading 17-10, Bears drop the Wild Card game at Philadelphia, 27-17.

- 1980s -

10/6/80—Payton gains 133 rushing and 14 receiving to raise lifetime combined yardage to 9,492—breaking Sayers' club record. Bears beat Tampa 23-0 at Soldier Field.

11/27/80—David Williams takes Thanksgiving Day overtime kickoff at Detroit 95 yards for TD in fastest OT in NFL history (21 seconds).

12/7/80—Bears whip Packers 61-7 at Soldier Field, equaling club record for points and setting records for first downs (33) and completion percentage (83.3%, 20 of 24). Vince Evans throws for 316—most by a Bear in 10 years.

1/4/82—After four seasons and a 30-35 record, Neill Armstrong departs as head coach.

1/20/82—Mike Ditka, assistant offensive coach of the Dallas Cowboys, becomes head coach.

8/24/83—Jim Finks resigns as General Manager after nine seasons. George Halas names Jerry Vainisi as the club's General Manager.

10/31/83—Bears' founder and owner, George Halas, dies at the age of 88.

11/11/83—Michael B. McCaskey becomes the third president in franchise history.

2/19/84—Rudy Custer, business manager for 38 years, announces his retirement.

10/7/84—Walter Payton breaks Jim Brown's rushing record with a third quarter six-yard run

against New Orleans at Soldier Field. He finishes the day with 32 carries for 154 yards.

11/25/84—Bears defeat Vikings 34-3 at Minneapolis to clinch franchises' first Central Division crown.

12/30/84—Visiting Bears beat Redskins 23-19 for first playoff win since 1963, advancing to team's first NFC Championship before losing 23-0 to eventual champion 49ers.

1985—Bears win first 12 games of season en route to posting 15-1 regular season mark, tying the most regular season wins by a team in NFL history. Chicago claims second straight NFC Central title as club record nine players are selected to Pro Bowl.

1/5/86—Bears host first playoff game since 1963 and shutout New York Giants, 21-0.

1/12/86—Bears blank Los Angeles Rams, 24-0, in NFC Championship game at Soldier Field and advance to Super Bowl XX.

1/26/86—Chicago sets seven Super Bowl records in first appearance including most points (46) and largest margin of victory (36) in 46-10 rout of the New England Patriots. The game was witnessed by record-setting number of viewers via television worldwide. The next day the team was greeted by an estimated 500,000 people in a ticker tape parade in downtown Chicago.

1986—Bears capture third straight NFC Central title with 14-2 mark; defense allows NFL record-low 187 points. Bears lose divisional playoff game to Redskins, 27-13.

12/20/87—Walter Payton plays final regular season game at Soldier Field (rushes for 79 yards and 2 TDs). "Walter Payton Day" is celebrated prior to game as club president Michael McCaskey retires jersey number 34.

1987—Bears win fourth consecutive division title with 11-4 mark in strike interrupted season. Team posts four straight winning seasons, a feat last accomplished by Bears between 1946-51. Redskins come back from 14-0 deficit to beat Bears 21-17 in playoffs.

1988—Bears post 12-4 record (tied for best in NFL) and advance to NFC Championship game before losing to eventual Super Bowl Champion San Francisco. Bears finish five-year period (1984-88) with 62 wins—most by any NFL team ever in such a span.

12/3/89—Kevin Butler connects on his 24th straight field goal to set a NFL record for consecutive field goals made.



Bears Historical Highlights

12/24/89—Richard Dent sacks Joe Montana and becomes the Bears' all-time sack leader with 82, surpassing Jim Osborne.

- 1990s -

6/6/90—Andy McKenna and Patrick G. Ryan, two Chicago businessmen, purchase approximately 20% (total) of the Bears from the McCaskeys.

1990—Bears regain NFC Central Title with 11-5 mark, and beat the the Saints 16-6 in First Round playoff game before falling to eventual Super Bowl Champion NY Giants, 31-3, in Dan Hampton's final game.

12/8/91—Mike Ditka wins his 100th regular season game as the Bears' head coach with a 27-13 victory over the Green Bay Packers at Soldier Field.

1991—Chicago finishes 11-5 and earns a Wild Card berth in the playoffs. The Bears are upset in the First Round by the Dallas Cowboys, 17-13, at Soldier Field.

10/4/92—Kevin Butler becomes the Bears all-time leading scorer with a 50-yard FG. He surpasses Walter Payton's 750 points.

12/13/92—In Mike Singletary's final home game, the Bears upset AFC Central champion Pittsburgh Steelers, 30-6.

1/19/93—Dave Wannstedt is hired as the 11th head coach in club history.

10/3/93—The Bears play their 1,000th game in franchise history, shutting out the Atlanta Falcons in Soldier Field, 6-0.

1993—Bears conclude Wannstedt's rookie season with 7-9 record.

10/31/94—Dick Butkus and Gale Sayers have their jersey numbers (51 and 40) retired at halftime before a Monday night national audience.

12/24/94—Kevin Butler becomes the first Bear to surpass the 1,000 point mark with his first quarter FG vs. New England.

1/1/95—9-7 Bears earn a Wild Card berth and upset the Vikings with a 35-18 playoff win at Minnesota.

5/12/95—Michael McCaskey announces plans for a new \$20 million state-of-the-art Bears' headquarters at the ground-breaking ceremony in Lake Forest.

1995—Bears win final two games to finish 9-7 but are eliminated on final day as Falcons upset 49ers to earn final post-season spot.

3/3/97—Bears move into Halas Hall at Conway Park, the team's state-of-the-art, 38-acre headquarters. All team operations are under one roof in Lake Forest, 4 miles west of the original Halas Hall.

11/23/97—The Bears defeat the Tampa Bay Buccaneers 13-7 for the 600th win in team history. Chicago becomes the first NFL franchise to reach the 600-win plateau.

12/28/98—After six seasons and a 41-57 record, Dave Wannstedt's coaching tenure ends.

1/24/99—Dick Jauron is hired as the 12th head coach in club history.

2/4/99—Ted Phillips is named the fourth President and CEO in team history.

BEARS IN THE RANKINGS

OFFENSE

	Overall	Rush	Pass
1981	26 (289.6)	11 (135.7)	27 (153.9)
1982	26 (277.0)	18 (109.8)	23 (167.2)
1983	4 (364.4)	1 (170.4)	2 (193.9)
1984	7 (339.8)	1 (185.9)	26 (153.9)
1985	7 (364.8)	1 (172.6)	20 (192.3)
1986	7 (341.2)	1 (168.8)	20 (172.4)
1987	12 (336.3)	13 (130.3)	12 (206.0)
1988	11 (332.3)	3 (144.9)	20 (187.4)
1989	10 (335.9)	2 (142.9)	19 (193.0)
1990	13 (311.3)	2 (152.3)	28 (159.0)
1991	11 (316.8)	9 (121.8)	13 (195.0)
1992	8 (308.8)	10 (116.9)	14 (191.9)
1993	28 (232.3)	19 (104.8)	28 (127.5)
1994	23 (292.4)	15 (99.3)	21 (193.2)
1995	9 (354.6)	9 (120.6)	12 (233.9)
1996	21 (306.6)	16 (107.5)	19 (199.1)
1997	17 (311.7)	16 (109.1)	16 (202.6)
1998	21 (297.9)	17 (107.1)	23 (190.8)

DEFENSE

	Overall	Rush	Pass
1981	19 (337.1)	20 (134.1)	14 (203.0)
1982	16 (316.8)	5 (100.2)	21 (216.6)
1983	8 (320.8)	11 (125.0)	12 (195.8)
1984	1 (241.4)	1 (86.1)	2 (155.4)
1985	1 (258.4)	1 (82.4)	3 (176.0)
1986	1 (258.1)	2 (91.4)	2 (166.7)
1987	2 (281.0)	1 (94.2)	7 (186.8)
1988	2 (272.5)	1 (82.9)	9 (189.6)
1989	25 (358.1)	15 (118.6)	24 (239.5)
1990	6 (280.8)	7 (98.3)	10 (182.5)
1991	4 (281.7)	10 (98.8)	8 (182.9)
1992	17 (309.5)	21 (121.8)	15 (187.8)
1993	4 (290.8)	17 (114.7)	3 (176.1)
1994	13 (313.1)	13 (120.1)	5 (192.9)
1995	19 (340.1)	5 (90.1)	27 (250.1)
1996	12 (305.3)	11 (101.1)	14 (204.2)
1997	12 (305.5)	19 (116.1)	11 (189.4)
1998	14 (318.9)	19 (117.2)	15 (201.8)



Attendance

(since 1971 when Bears moved to Soldier Field)

Season	Capacity	Sold	Actual (games)	Average	Road (games)
1971	55,049	N/A	385,343 (7)	55,049	396,183 (7)
1972	55,701	N/A	389,907 (7)	55,701	406,556 (7)
1973	55,701	N/A	389,907 (7)	55,701	395,192 (7)
1974	55,753	N/A	389,117 (7)	55,588	372,530 (7)
1975	57,455	387,312	323,868 (7)	46,266	392,929 (7)
1976	57,359	401,123	351,812 (7)	50,258	438,338 (7)
1977	57,359	401,513	336,500 (7)	48,071	409,377 (7)
1978	57,359	458,872	385,976 (8)	48,247	455,542 (8)
1979	57,979	463,832	416,168 (8)	52,021	477,321 (8)
1980	64,154	513,232	464,897 (8)	58,112	486,954 (8)
1981	64,410	515,280	436,563 (8)	54,570	453,575 (8)
1982	65,793	249,354	183,626 (4)	45,107	293,501 (5)
1983	65,793	545,897	418,771 (8)	52,346	409,867 (8)
1984	65,793	516,347	462,159 (8)	57,769	444,496 (8)
1985	65,793	526,344	486,212 (8)	60,776	517,146 (8)
1986	66,030	528,240	495,484 (8)	61,935	478,025 (8)
1987	66,030	528,240	459,192 (8)	57,399	407,783 (7)
1988	66,946	535,568	494,093 (8)	61,761	489,476 (8)
1989	66,946	535,568	489,976 (8)	61,247	506,193 (8)
1990	66,946	535,568	481,018 (8)	60,127	534,440 (8)
1991	66,946	535,568	491,778 (8)	61,472	531,835 (8)
1992	66,950	535,600	478,507 (8)	59,813	529,769 (8)
1993	66,950	535,600	465,832 (8)	58,229	486,675 (8)
1994	66,944	535,552	468,015 (8)	58,502	520,294 (8)
1995	66,944	535,552	476,587 (8)	59,573	510,327 (8)
1996	66,944	535,552	456,348 (8)	57,044	490,590 (8)
1997	66,944	535,552	421,900 (8)	52,738	536,184 (8)
1998	66,944	535,552	429,607 (8)	53,701	462,012 (8)

Ten largest crowds to watch the Bears

Soldier Field		Road		
66,900	vs. NY Giants	9/5/93	100,470 at LA Rams	11/2/58
66,625**	vs. Philadelphia	10/2/89	83,501* at LA Rams	12/17/50
66,475	vs. Minnesota	9/17/89	83,224** at Cleveland	11/3/80
65,704**	vs. NY Giants	9/14/87	80,638 at Detroit	11/21/76
65,534*	vs. Philadelphia	12/31/88	80,456 at LA Rams	11/3/57
65,506	vs. LA Rams	10/29/89	80,366 at Buffalo	9/29/91
65,420	vs. Minnesota	9/23/90	80,156 at LA Raiders	9/30/90
65,293**	vs. San Francisco	10/24/88	80,024 at Buffalo	10/27/74
65,255**	vs. NY Jets	9/23/91	78,879 at Detroit	11/28/91
65,141*	vs. Washington	1/3/87	78,722** at Cleveland	10/23/89

Five smallest crowds to watch the Bears

29,157	vs. Green Bay	12/16/73	4,074† at Philadelphia	10/4/87
32,113†	vs. Minnesota	10/11/87	34,350 at Baltimore	9/25/83
33,557	vs. Green Bay	12/11/77	36,816 at Tampa Bay	11/20/83
34,306	vs. Green Bay	12/10/78	38,642 at Cincinnati	12/10/95
35,052	vs. St. Louis	12/14/75	40,089 at Tennessee	10/25/98

* playoff game; ** Monday Night Football; † strike game.

NOTES:

- Last non-sellout: September 9, 1984 vs. Denver (4,432 unsold).
- Heading into 1999, the Bears have 126 straight sellouts (118 regular season, eight playoffs).
- The Bears vs. All-Stars game on August 22, 1947 drew a crowd of 105,840 at Soldier Field, which was the largest crowd ever to watch any NFL game until August 15, 1994, when the Cowboys-Oilers pre-season game drew 112,376 at Azteca Stadium in Mexico City.
- The 1958 Bears-Rams crowd of 100,470 is the second-largest regular season game, trailing only the November 10, 1957 49ers-Rams game, which drew 102,368 fans.



Historical Bios



GEORGE S. HALAS

Feb. 2, 1895 – Oct. 31, 1983

Leading the Chicago Bears for more than a half-century, George S. Halas, the team's founder and head coach for 40 years, was one of the most enduring personalities in sports history. Halas was active with the Bears starting in 1920 when he founded the team.

Halas was born and raised on Chicago's west side and prepped at Crane Tech High School before attending the University of Illinois. In Champaign, he earned a B.S. degree while lettering in football, basketball, and baseball. After graduation in 1918, Halas joined the Navy for the first of two tours of

duty. He was named Player of the Game in the 1919 Rose Bowl, playing end on the Great Lakes team that beat the Marines 17-0. A commander when he left active duty in 1946, Halas retired as a captain in the Naval Reserve. He was also awarded the Distinguished Citizens Award—the highest honor the Navy can bestow on a civilian.

After leaving the Navy, Halas played right field for the New York Yankees, but a hip injury shortened his baseball career. Halas went to work for a Decatur (IL) corn products firm owned by an enthusiastic sports fan, Mr. A.E. Staley, who sponsored a semi-pro baseball team, and later commissioned Halas to organize an independent football team.

PRO CAREER: As a player, Halas set an NFL record (which stood 49 years until 1972) when he took a Jim Thorpe fumble 98 yards for a TD in a 26-0 win over the Oorang Indians at Wrigley Field (11/4/23). He played end for the Bears from 1920-29 and was named to the NFL all-pro squad of the 20s.

PRO COACHING CAREER: Four times Halas interrupted his coaching activities by his own volition. He first turned over the leadership to Ralph Jones from 1930 through 1932. In 1942 when he left for the Navy, Luke Johnsos and "Hunk" Anderson shared head coaching responsibilities until '45. John "Paddy" Driscoll coached in 1956-57. Coincidentally, in '33 and again in '46 when Halas resumed coaching, his Bears won world championships.

During the 1940s, his teams reached the height of their power with four straight Western Conference titles; three world championships; a fantastic four-season record (including pre-season games) of 62-7-1 (.899); scored 2,164 points and allowed just 842. The 1940 team, which defeated the Washington Redskins 73-0 for the World Championship, was voted the greatest professional team of all-time by the National Academy of Sports Editors in 1963.

Resuming coaching in 1958, Halas needed five years to develop another championship, but in 1963 the Bears won their eighth championship. *The Sporting News*, AP, and UPI named him Coach of the Year after the 1963 and 1965 seasons. Halas retired from coaching on May 27, 1968, with a career record of 324-151-31. His win total was best in NFL history until Don Shula broke the mark on 11/14/93. Halas is a charter member of the Pro Football Hall of Fame.

HALAS' BEARS RECORDS

Longest run with opponent's fumble: 98 yards, TD (11/4/23)

NFL COACHING RECORDS

Most consecutive wins (including post-season): 18 (1933-34)

Most consecutive regular season victories: 17 (1933-34)

Most World Champions: 6 (1921, 1933, 1940, 1941, 1946, 1963)

Second-most coaching wins all-time (including post-season): 324 (Don Shula is first with 347)

BEAR COACHING RECORDS

Most regular season wins: 318

Most consecutive regular season victories: 17 (1933-34)

Most consecutive wins (including post-season): 18 (1933-34)

Most World Champions: 6 (1921, 1933, 1940, 1941, 1946, 1963)



Historical Bios

GEORGE S. HALAS, JR.

Sept. 4, 1925 – Dec. 16, 1979



"Mugs" Halas was an integral part of the Chicago Bears before his untimely death in 1979. The son of pro football founder George S. Halas, Mugs spent 30 years in pro football. He joined the Bears' front office in 1950, was named treasurer in 1953, and became president of the club in 1963. In his first season as president, the Bears were NFL champions. Mugs was the second of just three presidents in the franchise's 70-year history. He succeeded his father, George S. Halas, and was followed by current president Michael McCaskey. His numerous contributions on a league-level included membership on the executive committee of the NFL Management Council.

"Mugs" learned football at a young age, serving as a ball boy while growing up. He earned a business degree from Loyola in 1949, before entering pro football on a full-time basis. "Mugs" is remembered for his love and devotion to the game.

WALTER PAYTON

Running Back 1975-87



- Graduated from Jackson State
- Holds 8 NFL Records; NFL's all-time leading rusher
- Holds 28 Bears' Records; jersey #34 is retired
- Voted to 9 Pro Bowls (1976, 78, 79, 80, 81, 84, 85, 86, 87)
- Member of Chicago Bears Board of Directors
- Elected to Hall of Fame, January 30, 1993
- Inducted July 31, 1993

Payton's Pro Stats

Year	Rush	Yds	Avg	Lg	TD	Rec	Yds	Avg	Lg	TD	G-GS
1975 Bears	196	679	3.5	54	7	33	213	6.5	40	0	13-7
1976 Bears	311	1,390	4.5	60	13	15	149	9.9	34	0	14-14
1977 Bears	339	1,852	5.5	73	14	27	269	10.0	75	2	14-14
1978 Bears	333	1,395	4.2	76	11	50	480	9.5	61	0	16-16
1979 Bears	369	1,610	4.4	43	14	31	313	10.1	65	2	16-16
1980 Bears	317	1,460	4.6	69	6	46	367	8.0	54	1	16-16
1981 Bears	339	1,222	3.6	39	6	41	379	9.2	30	2	16-16
1982 Bears	148	596	4.0	26	1	32	311	9.7	40	0	9-9
1983 Bears	314	1,421	4.5	49	6	53	607	11.5	74	2	16-16
1984 Bears	381	1,684	4.4	72	11	45	368	8.2	31	0	16-16
1985 Bears	324	1,551	4.8	40	9	49	483	9.9	65	2	16-16
1986 Bears	321	1,333	4.2	41	8	37	382	10.3	57	3	16-16
1987 Bears	146	533	3.7	17	4	33	217	6.6	16	1	12-12
Career	*3,838	**16,726	4.4	76	110	492	4,538	9.2	75	15	190-184

Also: Career passing: 11-34-331, 8 TDs, and 5 int's.

Career kickoff returns: 17 for 539 yards (31.7 avg.), no TDs.

Career punting: 1 for 39 yards (1975).

Playoffs

Year	Rush	Yds	Avg	LG	TD	Rec	Yds	Avg	LG	TD	G-GS
1977 Bears	19	60	3.1	11	0	3	33	11.0	20	0	1-1
1979 Bears	16	67	4.2	12	2	3	52	17.3	31	0	1-1
1984 Bears	46	196	4.3	20	0	4	23	5.8	12	0	2-2
1985 Bears	67	186	2.8	12	0	8	52	6.5	19	0	3-3
1986 Bears	14	38	2.7	9	0	1	-2	-2.0	-2	0	1-1
1987 Bears	18	85	4.7	16	0	3	20	6.7	9	0	1-1
Career	180	632	3.5	20	2	22	178	8.1	31	0	9-9

Also: 3 kickoff returns for 57 yards in 1977.

* NFL Record



Annual Scoring & Rushing Leaders

- SCORING -

Year	Player	TD	PAT	FG	Pts
1998	Jaeger, Jeff	0	27	21	90
1997	Jaeger, Jeff	0	20	21	83
1996	Jaeger, Jeff	0	23	19	80
1995	Butler, Kevin	0	23	45	114
1994	Butler, Kevin	0	24	21	87
1993	Butler, Kevin	0	21	27	102
1992	Butler, Kevin	0	34	19	91
1991	Butler, Kevin	0	32	19	89
1990	Butler, Kevin	0	36	26	114
1989	Anderson, Neal	15	0	0	90
1988	Butler, Kevin	0	37	15	82
1987	Butler, Kevin	0	28	19	85
1986	Butler, Kevin	0	36	28	120
1985*	Butler, Kevin	0	51	31	144
1984	Thomas, Bob	0	35	22	101
1983	Thomas, Bob	0	35	14	77
1982	Moorehead, Emery	5	0	0	30
1981	Rovoto, John	0	19	10	49
1980	Thomas, Bob	0	35	13	74
1979	Payton, Walter	16	0	0	96
1978	Thomas, Bob	0	26	17	77
1977	Payton, Walter	16	0	0	96
1976	Payton, Walter	13	0	0	78
1975	Thomas, Bob	0	18	13	57
1974	Roder, Mirro	0	18	13	57
1973	Roder, Mirro	0	11	8	35
1972	Percival, Mac	0	26	12	62
1971	Percival, Mac	0	18	15	63
1970	Percival, Mac	0	28	20	88
1969	Percival, Mac	0	26	8	50
1968	Percival, Mac	0	25	25	100
1967	Sayers, Gale	12	0	0	72
1966	Leclerc, Roger	0	24	18	78
1965*	Sayers, Gale	22	0	0	132
1964	Morris, Johnny	10	0	0	60
1963	Ditka, Mike	8	0	0	48
1962	Leclerc, Roger	0	36	13	75
1961	Ditka, Mike	12	0	0	72
1960	Aveni, John	0	23	7	44
1959	Casares, Rick	12	0	0	72
1958	Galimore, Willie	12	0	0	72
1957	Blanda, George	1	23	14	71
1956	Casares, Rick	14	0	0	84
1955	Blanda, George	2	37	11	82
1954	Hill, Harlon	12	0	0	72
1953	Blanda, George	0	27	7	48
1952	Blanda, George	1	30	6	54
1951	Lujack, Johnny	7	10	0	52
1950	Lujack, Johnny	11	34	3	109
1949	Lujack, Johnny	2	42	1	57
1948	Lujack, Johnny	1	44	0	50
1947	Kavanaugh, Ken	13	0	0	78
1946	Gallarneau, Hugh	8	0	0	48
1945	Kavanaugh, Ken	6	0	0	36
1944	McLean, Ray	7	0	0	42
1943	Clark, Harry	10	0	0	60
1942	McLean, Ray	9	0	0	54
1941	McAfee, George	12	0	0	72
1940	McLean, Ray	4	1	0	25
1939	Manders, Jack	4	17	3	50
1938	Manders, Jack	3	10	3	37
1937*	Manders, Jack	5	15	8	69
1936	Manders, Jack	4	17	7	62
1935	Karr, William	6	0	0	36
1934*	Manders, Jack	3	31	10	79
1933	Manders, Jack	0	15	6	33

*Led NFL

- RUSHING -

Year	Player	Yards	Att	TD
1998	Bennett, Edgar	611	173	2
1997	Harris, Raymont	1,033	275	10
1996	Harris, Raymont	748	194	4
1995	Salaam, Rashaan	1,074	296	10
1994	Tillman, Lewis	899	275	7
1993	Anderson, Neal	646	202	4
1992	Anderson, Neal	582	156	5
1991	Anderson, Neal	747	210	6
1990	Anderson, Neal	1,078	260	10
1989	Anderson, Neal	1,275	274	11
1988	Anderson, Neal	1,106	249	12
1987	Anderson, Neal	586	129	3
1986	Payton, Walter	1,333	321	8
1985	Payton, Walter	1,551	324	9
1984	Payton, Walter	1,684	381	11
1983	Payton, Walter	1,421	314	6
1982	Payton, Walter	596	148	1
1981	Payton, Walter	1,222	339	6
1980	Payton, Walter	1,460	317	6
1979	Payton, Walter	1,610	369	14
1978	Payton, Walter	1,395	333	11
1977*	Payton, Walter	1,852	339	14
1976	Payton, Walter	1,390	311	13
1975	Payton, Walter	679	196	7
1974	Grandberry, Ken	475	144	2
1973	Garrett, Carl	655	175	5
1972	Douglass, Bobby	968	141	8
1971	Shy, Don	420	116	2
1970	Montgomery, Ross	229	62	0
1969*	Sayers, Gale	1,032	236	8
1968	Sayers, Gale	856	138	2
1967	Sayers, Gale	880	186	7
1966*	Sayers, Gale	1,231	229	8
1965	Sayers, Gale	867	166	14
1964	Arnett, Jon	400	119	1
1963	Marconi, Joe	446	118	2
1962	Marconi, Joe	406	89	5
1961	Galimore, Willie	707	153	4
1960	Casares, Rick	566	160	5
1959	Casares, Rick	699	177	10
1958	Casares, Rick	651	176	2
1957	Casares, Rick	700	204	6
1956*	Casares, Rick	1,126	234	12
1955	Casares, Rick	672	125	4
1954	Jagade, Chick	498	157	3
1953	Morrison, Fred	307	95	2
1952	Morrison, Fred	367	95	3
1951	Dottley, John	670	127	3
1950	Gulyanics, George	571	146	2
1949	Gulyanics, George	452	102	5
1948	Gulyanics, George	439	119	4
1947	Osmanski, Joe	328	64	1
1946	Gallarneau, Hugh	476	112	6
1945	Margarita, Bob	497	112	3
1944	Margarita, Bob	463	88	4
1943	Clark, Harry	556	120	3
1942	Famiglietti, Gary	503	118	8
1941	McAfee, George	474	65	6
1940	Nolting, Ray	373	78	1
1939*	Osmanski, Bill	699	121	7
1938	Nolting, Ray	297	63	2
	Francis, Sam	297	85	3
1937	Nolting, Ray	424	106	2
1936	Nagurski, Bronko	529	122	3
1935	Ronzani, Gene	356	79	2
1934*	Feathers, Beattie	1,004	101	8
1933	Nagurski, Bronko	533	128	1

*Led NFL



Annual Passing Leaders

Year	Player	Att	Cmp	Yards	TD	Int	Rating
1998	Kramer, Erik	250	151	1,823	9	7	83.1
1997	Kramer, Erik	477	275	3,011	14	14	74.0
1996	Krieg, Dave	377	226	2,278	14	12	76.3
1995	Kramer, Erik	522	315	3,838	29	10	93.5
1994	Walsh, Steve	343	208	2,078	10	8	77.9
1993	Harbaugh, Jim	325	200	2,002	7	11	72.1
1992	Harbaugh, Jim	358	202	2,486	13	12	76.2
1991	Harbaugh, Jim	478	275	3,121	15	16	73.7
1990	Harbaugh, Jim	312	180	2,178	10	6	81.9
1989	Tomczak, Mike	306	156	2,058	16	16	68.2
1988	McMahon, Jim	192	114	1,346	6	7	76.0
1987	McMahon, Jim	210	125	1,639	12	8	87.4
1986	McMahon, Jim	150	77	995	5	8	61.4
1985	McMahon, Jim	313	178	2,392	18	11	82.8
1984	McMahon, Jim	143	85	1,146	8	2	97.8
1983	McMahon, Jim	295	175	2,184	12	13	77.7
1982	McMahon, Jim	210	120	1,501	9	7	80.1
1981	Evans, Vince	436	195	2,354	11	20	51.0
1980	Evans, Vince	278	148	2,039	11	16	66.1
1979	Phipps, Mike	255	134	1,535	9	8	69.7
1978	Avellini, Bob	264	141	1,718	5	16	54.6
1977	Avellini, Bob	293	194	2,004	11	18	61.7
1976	Avellini, Bob	271	118	1,580	8	15	49.7
1975	Huff, Gary	205	114	1,083	3	9	57.1
1974	Huff, Gary	283	142	1,663	6	17	50.4
1973	Douglass, Bobby	174	81	1,057	5	7	59.2
1972	Douglass, Bobby	198	75	1,246	9	12	49.5
1971	Douglass, Bobby	225	91	1,164	7	15	38.7
1970	Concannon, Jack	385	194	2,130	16	18	61.6
1969	Concannon, Jack	160	87	1,783	4	8	31.3
1968	Concannon, Jack	143	71	715	5	9	49.8
1967	Concannon, Jack	186	92	1,260	6	14	51.0
1966	Bukich, Rudy	309	147	1,858	10	21	49.1
1965*	Bukich, Rudy	312	176	2,641	20	9	93.6
1964	Bukich, Rudy	160	99	1,099	12	7	89.0
1963	Wade, Bill	356	192	2,301	15	12	73.8
1962	Wade, Bill	412	225	3,172	18	24	70.2
1961	Wade, Bill	250	139	2,258	22	13	93.7
1960	Brown, Ed	149	59	1,079	7	11	50.1
1959	Brown, Ed	247	125	1,881	13	10	77.0
1958	Brown, Ed	218	102	1,418	10	17	51.0
1957	Brown, Ed	185	84	1,321	6	16	44.5
1956*	Brown, Ed	168	96	1,667	11	12	83.1
1955	Brown, Ed	164	85	1,307	9	10	71.4
1954	Bratkowski, Zeke	130	67	1,087	8	17	60.9
1953	Blanda, George	362	169	2,164	14	24	51.3
1952	Romanik, Steve	126	49	772	4	11	34.5
1951	Lujack, Johnny	176	85	1,295	3	8	59.9
1950	Lujack, Johnny	254	121	1,731	4	21	40.9
1949	Lujack, Johnny	312	162	2,658	23	22	75.9
1948	Luckman, Sid	163	89	1,047	13	14	65.2
1947	Luckman, Sid	323	176	2,712	24	31	67.6
1946*	Luckman, Sid	229	110	1,826	17	16	70.8
1945†	Luckman, Sid	217	117	1,725	14	10	82.6
1944	Luckman, Sid	143	71	1,018	11	11	66.8
1943*	Luckman, Sid	202	110	2,194	28	12	107.8
1942	Luckman, Sid	105	57	1,023	10	13	80.0
1941*	Luckman, Sid	119	68	1,181	9	6	95.5
1940	Luckman, Sid	105	48	941	4	9	60.7
1939	Masterson, Bernie	113	44	914	5	9	49.6
1938	Masterson, Bernie	112	46	848	7	9	55.6
1937	Masterson, Bernie	72	26	615	6	7	55.8
1936	Molesworth, Keith	31	15	188	4	4	67.7
1935	Masterson, Bernie	44	18	456	5	4	79.4
1934	Ronzani, Gene	32	15	150	3	0	91.9
1933	Molesworth, Keith	50	19	433	3	4	56.5

*Led NFL; †Tied for NFL lead.



Annual Receiving Leaders

- RECEPTIONS -

Year	Player	No	Yards	TD
1998	Engram, Bobby	64	987	5
1997	Proehl, Ricky	58	753	7
1996	Conway, Curtis	81	1,049	7
1995	Graham, Jeff	82	1,301	4
1994	Graham, Jeff	68	944	4
1993	Waddle, Tom	44	552	1
1992	Davis, Wendell	54	734	2
1991	Davis, Wendell	61	945	6
1990	Muster, Brad	47	452	0
1989	Anderson, Neal	50	434	4
1988	McKinnon, Dennis	45	704	3
1987	Anderson, Neal	47	467	3
1986	Gault, Willie	42	818	5
1985	Payton, Walter	49	483	2
1984	Payton, Walter	45	368	0
1983	Payton, Walter	53	607	2
1982	Suhey, Matt	36	333	0
1981	Payton, Walter	41	379	2
1980	Payton, Walter	46	367	1
1979	Williams, Dave	42	354	5
1978	Payton, Walter	50	480	0
1977	Scott, James	50	809	3
1976	Harper, Roland	29	291	1
1975	Rather, Bo	39	685	2
1974	Wade, Charlie	39	683	1
1973	Garrett, Carl	23	292	0
1972	Thomas, Earl	20	365	3
1971	Farmer, George	46	737	5
1970*	Gordon, Dick	71	1,026	13
1969	Wallace, Bob	47	553	5
1968	Gordon, Dick	29	477	4
1967	Gordon, Dick	31	534	5
1966	Sayers, Gale	34	447	2
1965	Morris, Johnny	53	846	4
1964*	Morris, Johnny	93	1,200	10
1963	Ditka, Mike	59	794	8
1962	Ditka, Mike	58	904	5
	Morris, Johnny	58	889	5
1961	Ditka, Mike	56	1,076	12
1960	Dewveall, Willard	43	804	5
1959	Dooley, Jim	41	580	3
1958	McColl, Bill	35	517	8
1957	Dooley, Jim	37	530	1
1956	Hill, Harlon	47	1,128	11
1955	Hill, Harlon	42	789	9
1954	Hill, Harlon	45	1,124	12
1953	Dooley, Jim	53	841	4
1952	Schroeder, Gene	39	660	6
1951	Hoffman, John	28	394	2
1950	Keane, Jim	36	433	0
1949	Keane, Jim	47	696	6
1948	Keane, Jim	30	414	3
1947*	Keane, Jim	64	910	10
1946	Kavanaugh, Ken	18	337	5
1945	Wilson, George	28	259	3
1944	Wilson, George	24	265	4
1943	Clark, Harry	23	535	7
1942	McLean, Ray	19	571	8
1941	Plasman, Dick	14	283	0
1940	Kavanaugh, Ken	12	276	3
1939	Plasman, Dick	19	403	3
1938	Karr, Bill	14	253	4
1937	McDonald, Lester	11	179	4
1936	Hewitt, Bill	15	358	6
1935	Johnsos, Luke	19	298	4
1934	Hewitt, Bill	10	151	5
1933	Hewitt, Bill	16	273	2
1932	Johnsos, Luke	24	321	2

- YARDS -

Year	Player	Yards	No	TD
1998	Engram, Bobby	987	64	5
1997	Proehl, Ricky	753	58	7
1996	Conway, Curtis	1,049	81	7
1995	Graham, Jeff	1,301	82	4
1994	Graham, Jeff	944	68	4
1993	Waddle, Tom	552	44	1
1992	Davis, Wendell	734	54	2
1991	Davis, Wendell	945	61	6
1990	Davis, Wendell	572	39	3
1989	Morris, Ron	486	30	1
1988	McKinnon, Dennis	704	45	3
1987	Gault, Willie	705	35	7
1986	Gault, Willie	818	42	5
1985	Gault, Willie	704	33	1
1984	Gault, Willie	587	34	6
1983	Gault, Willie	836	40	8
1982	Moorehead, Emery	363	30	5
1981	Margerum, Ken	584	39	1
1980	Scott, James	696	36	3
1979	Baschnagel, Brian	452	30	2
1978	Scott, James	759	42	5
1977	Scott, James	809	50	3
1976	Scott, James	512	26	6
1975	Rather, Bo	685	39	2
1974	Wade, Charles	683	39	1
1973	Thomas, Earl	343	24	4
1972	Farmer, George	380	14	2
1971	Farmer, George	737	46	5
1970	Gordon, Dick	1,026	71	13
1969	Wallace, Bob	553	47	5
1968	Gordon, Dick	477	29	4
1967	Gordon, Dick	534	31	5
1966	Jones, Jimmie	504	28	5
1965	Morris, Johnny	846	53	4
1964*	Morris, Johnny	1,200	93	10
1963	Ditka, Mike	794	59	8
1962	Ditka, Mike	904	58	5
1961	Ditka, Mike	1,076	56	12
1960	Dewveall, Willard	804	43	5
1959	Dooley, Jim	580	41	3
1958	McColl, Bill	517	35	8
1957	Dooley, Jim	530	37	1
1956	Hill, Harlon	1,128	47	11
1955	Hill, Harlon	789	42	9
1954	Hill, Harlon	1,124	45	12
1953	Dooley, Jim	841	53	4
1952	Schroeder, Gene	660	39	6
1951	Schroeder, Gene	461	24	3
1950	Keane, Jim	433	36	0
1949	Keane, Jim	696	47	6
1948	Keane, Jim	414	30	3
1947	Keane, Jim	910	64	10
1946	McLean, Ray	348	17	2
1945	Kavanaugh, Ken	539	35	6
1944	McLean, Ray	414	19	5
1943	Clark, Harry	535	23	7
1942	McLean, Ray	571	19	8
1941	Kavanaugh, Ken	314	11	6
1940	Kavanaugh, Ken	276	12	3
1939	Plasman, Dick	403	19	3
1938	Karr, Bill	253	14	4
1937	Manske, Eggs	225	9	3
1936	Hewitt, Bill	358	15	6
1935	Johnsos, Luke	298	19	4
1934	Hewitt, Bill	151	10	5
1933	Hewitt, Bill	273	16	2
1932	Johnsos, Luke	321	24	2

*Led NFL



Annual Return Leaders

- PUNTS -

Year	Player	No	Yds	Avg
1998	Milburn, Glyn	25	291	11.6
1997	Hughes, Tyrone	36	258	7.2
1996	Ingram, Bobby	31	282	9.1
1995	Graham, Jeff	23	183	8.0
1994	Graham, Jeff	15	140	9.3
1993	Obee, Terry	35	289	8.3
1992	Woolford, Donnell	12	127	10.6
1991	Bailey, Johnny	36	281	7.8
1990	Bailey, Johnny	36	399	11.1
1989	Green, Mark	16	141	8.8
1988	McKinnon, Dennis	34	277	8.1
1987	McKinnon, Dennis	40	405	10.1
1986	Barnes, Lew	57	482	8.5
1985	Taylor, Ken	25	198	7.9
1984	Fisher, Jeff	58	492	8.5
1983	McKinnon, Dennis	34	316	9.3
1982	Fisher, Jeff	9	65	7.2
1981	Fisher, Jeff	43	509	11.8
1980	Walterscheid, Lenny	33	239	7.2
1979	Schubert, Steve	25	238	9.5
1978	Schubert, Steve	27	229	8.5
1977	Schubert, Steve	31	291	9.4
1976	Livers, Virgil	28	205	7.3
1975	Livers, Virgil	42	456	10.9
1974	Hill, Ike	33	183	5.5
1973	Hill, Ike	36	204	5.7
1972	Smith, Ron	26	163	6.3
1971	Smith, Ron	26	194	7.5
1970	Cole, Linzy	14	83	5.9
1969	Lyle, Garry	12	78	6.5
1968	Turner, Cecil	9	19	2.1
1967	Gordon, Dick	12	82	6.8
1966	Arnett, Jon	15	58	3.9
1965	Sayers, Gale	16	238	14.9
1964	Arnett, Jon	19	188	9.9
1963	Morris, Johnny	16	164	10.3
1962	Morris, Johnny	20	208	10.4
1961	Morris, Johnny	23	155	6.7
1960	Morris, Johnny	13	75	5.8
1959*	Morris, Johnny	14	171	12.2
1958	Morris, Johnny	14	96	6.9
1957	Drzewiecki, Ron	22	64	2.9
1956	Jeter, Perry	6	66	11.0
	Smith, Ray	6	66	11.0
1955	Drzewiecki, Ron	20	100	5.0
1954	Stone, Billy	14	40	2.9
1953	Macon, Ed	17	68	4.0
1952	White, Wilford	23	117	5.1
1951	White, Wilford	14	131	9.4
1950	McAfee, George	33	284	8.6
1949	McAfee, George	24	279	11.6
1948*	McAfee, George	30	417	13.9
1947	McAfee, George	18	261	14.5
1946	Gallarneau, Hugh	10	99	9.9
1945	Margarita, Bob	7	66	9.4
1944	Grygo, Al	11	100	9.1
1943	Clark, Harry	10	158	15.8
1942	Gallarneau, Hugh	9	101	11.2
1941	McAfee, George	5	158	31.6

- KICKOFFS -

Year	Player	No	Yds	Avg
1998	Milburn, Glyn	62	1,550	25.0
1997	Hughes, Tyrone	43	1,008	23.4
1996	Jackson, Jack	27	619	22.9
1995	Lewis, Nate	42	904	21.5
1994	Lewis, Nate	35	874	25.0
1993	Conway, Curtis	21	450	21.4
1992	Lewis, Darren	23	511	22.2
1991	Bailey, Johnny	16	311	19.4
1990	Bailey, Johnny	23	363	15.8
1989	Gentry, Dennis	28	667	23.8
1988	Gentry, Dennis	27	578	21.4
1987	Gentry, Dennis	25	621	24.8
1986*	Gentry, Dennis	20	576	28.8
1985	Gault, Willie	22	577	26.2
1984	Cameron, Jack	26	485	18.7
1983	Gault, Willie	13	276	21.2
1982	Watts, Rickey	14	330	23.6
1981	Williams, Dave	23	486	21.1
1980	Williams, Dave	27	666	24.7
1979	Walterscheid, Lenny	19	427	22.5
1978	Baschnagel, Brian	20	455	22.8
1977	Baschnagel, Brian	23	557	24.2
1976	Baschnagel, Brian	29	754	26.0
1975*	Payton, Walter	14	444	31.7
1974	Grandberry, Ken	22	568	25.8
1973*	Garrett, Carl	16	486	30.4
1972*	Smith, Ron	30	924	30.8
1971	Smith, Ron	26	671	25.8
1970	Turner, Cecil	23	752	32.7
1969	Sayers, Gale	14	339	24.2
1968	Turner, Cecil	20	363	18.2
1967	Sayers, Gale	16	603	37.7
1966*	Sayers, Gale	23	718	31.2
1965	Sayers, Gale	21	660	31.4
1964	Martin, Billy	24	534	22.3
1963	Bull, Ronnie	7	105	15.0
1962	Martin, Billy	25	515	20.6
1961	Bivins, Charles	25	669	26.7
1960	Galimore, Willie	12	292	24.3
1959	Morris, Johnny	17	438	25.8
1958	Morris, Johnny	16	399	24.9
1957	Drzewiecki, Ron	13	315	24.2
1956	Bingham, Don	17	444	26.1
1955	Drzewiecki, Ron	25	591	23.6
1954	Jagade, Chick	11	195	17.7
1953	Macon, Ed	13	373	28.7
1952	Macon, Ed	9	299	33.2
1951	Morrison, Fred	13	353	27.2
1950	Hunsinger, Chuck	23	343	14.9
1949	Dreyer, Fred	13	338	26.0
1948	Minini, Frank	12	370	30.8
1947	Minini, Frank	11	261	23.7
1946	Osmanski, Bill	8	203	25.4
1945	Margarita, Bob	10	155	15.5
1944	Margarita, Bob	12	279	23.3
1943	Clark, Harry	13	326	25.1
1942	Gallarneau, Hugh	6	151	25.2
1941	McAfee, George	7	223	31.9

*Led NFL

WINNING 600

The Bears are the NFL's winningest franchise with a **606-418-42** mark in 79 seasons. In 1997, with their win over Tampa Bay (11-23-97), the club became the first NFL team with 600 wins. The franchise in "second place" is Green Bay, with 560 wins, 46 fewer than the Bears. Chicago also has a 14-14 post-season record.



Annual Interception Leaders

Year	Player	No	Yards
1998	Harris, Walt	4	41
1997	Harris, Walt	5	30
1996	Woolford, Donnell	6	37
1995	Woolford, Donnell	4	21
1994	Woolford, Donnell	5	30
1993	Carrier, Mark	4	94
	Jones, Dante	4	52
1992	Woolford, Donnell	7	67
1991	Stinson, Lemuel	4	69
1990*	Carrier, Mark	10	39
1989	Stinson, Lemuel	4	59
1988	Jackson, Vestee	8	94
1987	Duerson, Dave	3	0
1986	Richardson, Mike	7	69
1985	Frazier, Leslie	6	119
1984	Fencik, Gary	5	102
1983	Frazier, Leslie	7	135
1982	Schmidt, Terry	4	39
1981	Fencik, Gary	6	121
1980	Walterscheid, Lenny	4	84
1979	Schmidt, Terry	6	44
	Fencik, Gary	6	31
1978	Fencik, Gary	4	77
1977	Ellis, Allan	6	23
1976	Brupbacher, Ross	7	49
1975	Clemons, Craig	2	109
	Plank, Doug	2	50
	Livers, Virgil	2	40
	Ellis, Allan	2	4
1974	Clemons, Craig	4	84
1973	Lyle, Garry	5	62
1972	Ford, Charlie	7	104
1971	Ford, Charlie	5	46
1970	Buffone, Doug	4	33
1969	Taylor, Joe	3	37
	Daniels, Dick	3	37
	Youngblood, George	3	22
1968	McRae, Bennie	4	41

Year	Player	No	Yards
1967	McRae, Bennie	5	94
	Petitbon, Richie	5	93
	Taylor, Roosevelt	5	19
1966	Petitbon, Richie	4	34
1965	Butkus, Dick	5	84
1964	Caroline, JC	2	84
	Whitsell, Dave	2	57
	Taylor, Roosevelt	2	45
	McRae, Bennie	2	44
	George, Bill	2	28
1963*	Taylor, Roosevelt	9	172
1962	Petitbon, Richie	6	212
1961	Whitsell, Dave	6	123
1960	Caroline, JC	3	31
1959	Barnes, Erich	5	67
1958	Sumner, Charles	6	67
1957	Johnson, Jack	4	36
1956	Caroline, JC	6	182
1955	Sumner, Charles	7	162
1954	Whitman, SJ	5	117
1953	Kindt, Don	6	172
1952	Dooley, Jim	5	30
1951	Schroeder, Gene	5	62
1950	Davis, Harper	5	59
1949	McAfee, George	6	76
1948	Lujack, Johnny	8	131
1947	Mullins, Noah	6	113
1946	Farris, Tom	4	43
1945	Margarita, Bob	6	79
1944	Grygo, Al	4	79
1943	Clark, Harry	5	32
1942*	Turner, Clyde	8	96
1941	McAfee, George	6	78
1940	Clark, Harry	4	62
	Famiglietti, Gary	4	18
	McAfee, George	4	50

*Led NFL

THANKSGIVING DAY GAMES

Overall: 15-13-2 — vs. Detroit: 8-6-0 — vs. Dallas: 0-2-0 — vs. Chi Cards: 7-3-2

11-25-20	Chi. Tigers 6	STALEYS 0	11-26-36	Lions 13	BEARS 7
11-24-21*	Buf. All-Americans 7	STALEYS 6	11-25-37	BEARS 13	Lions 0
11-30-22	Cardinals 6	BEARS 0	11-24-38	Lions 14	BEARS 7
11-29-23*	BEARS 3	Cardinals 0	11-24-47	BEARS 34	Lions 14
11-27-24	BEARS 21	Cardinals 0	11-24-49	BEARS 28	Lions 7
11-26-25*	Bears - Cardinals (0-0 Tie)		11-27-52	Texans 27	BEARS 23
11-25-26*	Bears - Cardinals (0-0 Tie)		11-26-64	BEARS 27	Lions 24
11-24-27*	Cardinals 3	BEARS 0	11-24-77	BEARS 31	Lions 14
11-29-28*	BEARS 34	Cardinals 0	11-22-79	Lions 20	BEARS 9
11-28-29	Cardinals 40	BEARS 6	11-27-80	BEARS 23	Lions 17 (OT)
11-27-30*	BEARS 6	Cardinals 0	11-26-81	Cowboys 10	BEARS 9
11-26-31*	BEARS 18	Cardinals 7	11-28-91	Lions 16	BEARS 6
11-24-32*	BEARS 34	Cardinals 0	11-25-93	BEARS 10	Lions 6
11-30-33*	BEARS 22	Cardinals 6	11-27-97	Lions 55	BEARS 20
11-29-34	BEARS 19	Lions 16	11-25-99		
11-28-35	Lions 14	BEARS 2			

* Indicates home game



Annual Punting Leaders

Year	Player	No	Avg
1998	Horan, Mike	64	41.3
1997	Sauerbrun, Todd	95	43.5
1996	Sauerbrun, Todd	78	44.8
1995	Sauerbrun, Todd	55	37.8
1994	Gardocki, Chris	76	37.8
1993	Gardocki, Chris	80	38.5
1992	Gardocki, Chris	79	42.9
1991	Buford, Maury	69	40.8
1990	Buford, Maury	76	40.4
1989	Buford, Maury	72	39.5
1988	Wagner, Bryan	79	41.5
1987	Wagner, Bryan	36	40.6
1986	Buford, Maury	69	41.3
1985	Buford, Maury	68	42.2
1984	Finzer, Dave	83	40.1
1983	Parsons, Bob	79	36.9
1982	Parsons, Bob	58	41.3
1981	Parsons, Bob	114	39.7
1980	Parsons, Bob	79	40.6
1979	Parsons, Bob	92	37.9
1978	Parsons, Bob	96	37.0
1977	Parsons, Bob	80	40.4
1976	Parsons, Bob	99	37.6
1975	Parsons, Bob	93	39.0
1974	Parsons, Bob	90	37.8
1973	Green, Bobby Joe	82	40.5
1972	Green, Bobby Joe	67	41.2
1971	Green, Bobby Joe	77	40.1
1970	Green, Bobby Joe	83	40.9
1969	Green, Bobby Joe	76	39.0
1968	Green, Bobby Joe	27	42.3

Year	Player	No	Avg
1967	Green, Bobby Joe	79	42.9
1966	Green, Bobby Joe	80	41.9
1965	Green, Bobby Joe	58	42.7
1964	Green, Bobby Joe	71	44.5
1963	Green, Bobby Joe	64	46.5
1962	Green, Bobby Joe	69	43.7
1961	Brown, Ed	59	42.2
1960	Brown, Ed	56	39.8
1959	Brown, Ed	64	41.2
1958	Brown, Ed	27	42.2
1957	Brown, Ed	34	40.1
1956	Brown, Ed	42	39.1
1955	Brown, Ed	44	40.1
1954	Bratkowski, Zeke	39	41.0
1953	Morrison, Fred	65	42.6
1952	Morrison, Fred	64	42.3
1951	Morrison, Fred	57	39.0
1950*	Morrison, Fred	57	43.3
1949*	Gulyanics, George	29	47.2
1948	Gulyanics, George	55	44.2
1947*	Gulyanics, George	23	44.8
1946	Luckman, Sid	33	37.4
1945	Luckman, Sid	36	37.4
1944	McEnulty, Doug	25	39.8
1943	Luckman, Sid	34	35.9
1942	Luckman, Sid	24	40.6
1941	Luckman, Sid	13	41.1
1940	Luckman, Sid	27	42.5
1939	Luckman, Sid	27	43.3

*Led NFL

Annual Sack Leaders

Year	Player	No	Yards
1998	Flanigan, Jim	8.5	55.0
1997	Flanigan, Jim	6.0	51.0
	Minter, Barry	6.0	35.0
1996	Spellman, Alonzo	8.0	67.0
1995	Flanigan, Jim	11.0	75.0
1994	Armstrong, Trace	7.5	52.0
1993	Dent, Richard	12.5	90.0
1992	McMichael, Steve	10.5	66.5
1991	Dent, Richard	10.5	72.0
1990	Dent, Richard	12.0	101.0
1989	Dent, Richard	9.0	64.0
1988	McMichael, Steve	11.5	95.0
1987	Dent, Richard	12.5	94.0
1986	Dent, Richard	11.5	87.0
1985*	Dent, Richard	17.0	133.5
1984	Dent, Richard	17.5	140.5

Year	Player	No	Yards
1983	Hartenstine, Mike	12.0	91.5
1982	Hampton, Dan	7.0	57.0
1981	Page, Alan	9.0	84.0
	Hampton, Dan	9.0	77.0
1980	Hampton, Dan	11.5	108.5
1979	Osborne, Jim	10.5	79.0
1978	Page, Alan	11.5	94.0
1977	Rydalch, Ron	9.5	81.0
1976	Osborne, Jim	15.0	129.0
1975	Chambers, Wally	14.0	105.0
1974	Chambers, Wally	6.0	53.0
1973	Osborne, Jim	11.5	92.0
1972	Osborne, Jim	6.0	N/A
1971	Holman, Willie	13.5	N/A
1970	Holman, Willie	14.0	N/A

*Led NFL



100-Yard Rushing Games

11/20/77	Payton, vs. Min	W	40-275
10/30/77	Payton, at GB	W	23-205
11/3/68	Sayers, at GB	W	24-205
12/18/66	Sayers, vs. Min	W	17-197
11/3/85	Payton, at GB	W	28-192
11/13/77	Payton, vs. KC	W	33-192
12/16/56	Casares, vs. Det	W	17-190
9/14/80	Payton, vs. NO	W	18-183
12/5/76	Payton, at Sea	W	27-183
9/9/79	Payton, vs. Min	W	23-182
9/16/62	Galimore, at SF	W	22-181
9/9/84	Payton, vs. Den	W	20-179
11/26/81	Payton, at Dal	L	38-179
9/14/86	Payton, vs. Phil	W+	33-176
12/9/84	Payton, vs. GB	L	35-175
11/27/66	Sayers, vs. Atl	W	19-172
12/20/98	Allen, vs. Balt.	W	22-163
12/11/77	Payton, vs. GB	W	32-163
10/29/78	Payton, vs. Det	L	23-162
9/18/83	Payton, at NO	L+	28-161
9/18/77	Payton, vs. Det	W	23-160
12/16/79	Payton, vs. StL	W	33-157
10/16/78	Payton, at Den	L	22-157
9/30/84	Payton, vs. Dal	L	25-155
10/7/79	Payton, at Buf	W	39-155
10/28/34	Feathers, vs. GB	W	15-155
10/7/84	Payton, vs. NO	W	32-154
10/20/57	Galimore, vs. Rams	W	24-153
12/18/83	Payton, vs. GB	W	30-148
9/19/76	Payton, at SF	W	28-148
9/10/89	Anderson, vs. Cin	W	21-146
10/17/76	Payton, at Rams	L	27-145
11/26/78	Harper, vs. TB	W	25-144
10/29/44	Grygo, vs. CRams	W	13-144
10/27/68	Sayers, vs. Min	W	18-143
10/15/67	Sayers, vs. Det	W	22-142
10/7/90	Anderson, vs. GB	W	21-141
10/10/76	Payton, at Min	L	19-141
10/2/39	Maniaci, at Pit	W	12-141
10/2/77	Payton, vs. NO	L	19-140
9/30/34	Feathers, at Reds	W	2-140
11/27/88	Anderson, vs. GB	W	17-139
11/9/86	Payton, at TB	W	20-139
10/7/56	Casares, at GB	W	24-139
11/24/77	Payton, at Det	W	20-137
10/9/55	Hoffman, vs. SF	L	18-135
12/17/95	Salaam, vs. TB	W	27-134
9/16/79	Payton, at Dal	L	22-134
12/21/75	Payton, at NO	W	25-134
10/6/80	Payton, vs. TB	W	28-133
11/17/85	Payton, at Dal	W	22-132
10/13/85	Payton, at SF	W	24-132
11/4/56	Casares, at Rams	W	25-132
10/7/34	Feathers, at Brk	W	14-132
11/13/83	Payton, vs. Phil	W	23-131
12/10/67	Sayers, vs. Min	T	20-131
12/20/80	Payton, at TB	W	29-130
12/7/80	Payton, vs. GB	W	22-130
12/3/44	Margarita, at Pit-Cards	W	9-129
11/12/78	Payton, at Min	L	23-127
12/17/72	Douglass, at Oak	L	14-127
11/20/94	Tillman, vs. Det	W	32-126
10/10/77	Payton, vs. Rams	W	24-126
11/30/69	Sayers, vs. Clev	L	20-126
9/2/79	Payton, vs. GB	W	36-125

11/6/66	Sayers, vs. Det	T	21-124
10/21/56	Casares, vs. Balt	W	22-124
11/26/33	Nagurski, vs. Port	W	18-124
9/4/88	Anderson, vs. Mia	W	24-123
11/27/80	Payton, at Det	W+	18-123
10/1/78	Payton, at Oak	L+	27-123
9/1/97	Harris, at GB	L	13-122
11/24/96	Harris, vs. Det	W	27-122
12/24/95	Salaam, vs. Phil	W	30-122
12/19/88	Anderson, at Min	L	22-122
10/16/77	Payton, at Min	L+	24-122
12/2/85	Payton, at Mia	L	23-121
12/16/62	Marconi, vs. Det	W	13-121
10/5/52	Dottley, at Chi	L	24-121
9/17/50	Gulyanics, vs. Rams	W	26-121
9/28/97	Harris, at Dal	L	29-120
9/8/85	Payton, vs. TB	W	17-120
12/17/67	Sayers, at Atl	W	19-120
12/17/89	Anderson, vs. GB	L	12-119
11/12/50	Hunsinger, vs. Yanks	W	14-119
10/15/39	Osmanski, vs. Chi	W	15-119
11/3/96	Harris, vs. TB	W	19-118
10/27/85	Payton, vs. Min	W	19-118
12/5/65	Sayers, at Balt	W	16-118
9/20/87	Anderson, vs. TB	W	16-117
11/25/84	Payton, at Min	W	23-117
10/15/72	Douglass, at Clev	W	11-117
11/26/67	Sayers, vs. GB	L	18-117
12/9/56	Casares, vs. Chi	W	25-117
11/18/51	Dottley, vs. GB	W	17-117
11/23/97	Harris, vs. TB	W	33-116
9/24/89	Anderson, at Det	W	16-116
9/23/84	Payton, at Sea	L	24-116
11/2/69	Sayers, at Min	L	20-116
11/24/57	Casares, at Det	W	28-116
11/4/45	Margarita, vs. GB	W	16-116
12/8/96	Salaam, vs. StL	W	19-115
12/9/79	Payton, at GB	W	25-115
11/6/55	Watkins, vs. GB	W	14-115
11/6/55	Casares, vs. GB	W	16-115
10/16/60	Morris, vs. SF	W	7-114
10/21/34	Feathers, vs. Reds	W	7-114
9/7/86	Payton, vs. Clev	W	22-113
11/4/79	Payton, vs. Det	W	22-113
9/17/72	Harrison, vs. Atl	L	20-113
12/12/65	Sayers, vs. SF	W	9-113
11/28/65	Sayers, vs. NYG	W	13-113
11/9/58	Casares, at GB	W	15-113
11/2/58	Casares, at Rams	L	23-113
11/10/96	Harris, at Den	L	23-112
10/21/85	Payton, vs. GB	W	25-112
11/20/83	Suhey, at TB	W	19-112
12/6/81	Payton, vs. Min	W	33-112
12/1/68	Piccolo, at NO	W	21-112
11/9/69	Sayers, vs. Pit	W	28-112
10/14/56	Casares, vs. SF	W	21-112
10/21/51	Dottley, vs. SF	W	16-112
11/18/90	Anderson, at Den	W+	28-111
12/8/85	Payton, vs. Ind	W	26-111
11/4/84	Payton, vs. Raid	W	27-111
10/21/79	Payton, at Min	L	23-111
11/22/59	Casares, at Det	W	21-111
11/12/39	Osmanski, at Det	W	18-111
9/16/84	Payton, at GB	W	27-110
11/28/76	Payton, at GB	W	27-110

(continued)



100-Yard Rushing Games

10/19/75	Adamle, at Pit	L	17-110
10/22/95	Salaam, vs. Hou	W	29-109
1/2/83	Payton, at TB	L+	26-109
11/5/78	Payton, vs. Sea	L	18-109
11/14/76	Payton, vs. GB	W	18-109
10/26/69	Sayers, vs. Rams	L	15-109
10/5/86	Payton, vs. Min	W	26-108
9/29/68	Sayers, at Min	W	16-108
11/11/56	Hoffman, vs. GB	W	18-108
10/28/56	Jeter, at SF	W	16-108
11/10/85	Payton, vs. Det	W	26-107
10/25/81	Payton, vs. SD	W+	36-107
11/9/80	Payton, vs. Wash	W	17-107
10/27/97	Harris, at Mia	W	25-106
9/8/96	Green, at Wash	L	20-106
11/20/83	Payton, at TB	W	22-106
10/9/66	Sayers, vs. Balt	W	18-106
10/8/95	Salaam, vs. Car	W	28-105
12/10/95	Salaam, at Cin	L	22-105
9/25/88	Anderson, at GB	W	20-105
11/15/81	Payton, at GB	L	22-105
11/26/78	Payton, vs. TB	W	27-105
11/16/75	Payton, at SF	L	23-105
10/6/68	Sayers, at Balt	L	15-105
9/15/68	Sayers, vs. Wash	L	15-105
10/28/51	Dottley, at Det	W	17-105
11/25/45	McAfee, vs. Pit	W	5-105

9/26/93	Anderson, vs. TB	W	28-104
12/26/82	Payton, at Rams	W	20-104
10/3/76	Payton, vs. Wash	W	18-104
11/18/56	Casares, vs. Rams	W	27-104
9/4/83	Payton, vs. Atl	L	20-103
10/23/72	Harrison, vs. Min	W	31-103
11/10/85	Suhey, vs. Det	W	16-102
11/24/85	Payton, vs. Atl	W	20-102
10/9/83	Payton, vs. Min	L	20-102
10/12/80	Payton, at Min	L	23-102
12/7/58	Casares, vs. Chi	W	22-102
10/22/39	Maniaci, at NYG	L	15-102
10/12/97	Harris, vs. GB	L	27-101
11/17/91	Muster, at Ind	W	15-101
9/9/90	Anderson, vs. Sea	W	20-101
12/11/83	Suhey, at Min	W	17-101
10/19/80	Payton, vs. Det	W	27-101
9/3/78	Payton, vs. StL	W	26-101
12/4/77	Payton, at TB	W	33-101
10/21/74	Garrett, vs. GB	W	23-101
11/29/42	Famiglietti, vs. CRams	W	12-101
10/10/34	Feathers, vs. GB	W	8-101
10/9/94	Tillman, vs. NO	W	23-100
12/16/90	Anderson, at Det	L	22-100
11/19/89	Anderson, vs. TB	L	15-100
10/14/84	Payton, at StL	L	23-100
11/4/73	Douglass, at GB	W	19-100
11/20/49	Hoffman, at Wash	W	15-100

185 rushers in 181 games*

Nine games have gone into overtime; two have ended in a tie (before OT was adopted).

TOTAL: 132-47-2 (.737)

At home: 84-17-2 (.832)

On the road: 48-30 (.615)

TWO 100-YARD RUSHERS:

11/6/55	vs. GB — Casares, Watkins
11/26/78	vs. TB — Payton, Harper
11/20/83	at TB — Payton, Suhey
11/10/85	vs. Det — Payton, Suhey

BY MONTH:*

September	22-10 (.688)
October	38-18 (.679)
November	44-12-1 (.786)
December	28-6-1 (.824)
January	0-1 (.000)

100-YARD PLAYOFF GAMES:

119	— McAfee, vs. GB, 12/14/41
109	— Osmanski, at Wash, 12/8/40
104	— Payton, at Wash, 12/30/84
102	— Anderson, vs. NO, 1/6/91

ON THE ROAD:*

 (five games min.)

Detroit	8-0
Green Bay	10-2
Minnesota	3-8
Tampa Bay	4-1
San Francisco	4-1

BY RUSHER:*

Adamle, Mike	1-0
Allen, James	1-0
Anderson, Neal	10-4
Casares, Rick	12-1
Dottley, John	3-1
Douglass, Bobby	2-1
Famiglietti, Gary	1-0
Feathers, Beattie	5-0
Galimore, Willie	2-0
Garrett, Carl	1-0
Green, Robert	0-1
Grygo, Al	1-0
Gulyanics, George	1-0
Harper, Roland	1-0
Harris, Rayment	4-4
Harrison, Jim	1-1
Hoffman, John	2-1
Hunsinger, Chuck	1-0
Jeter, Perry	1-0
Maniaci, Joe	1-1
Marconi, Joe	1-0
Margarita, Bob	2-0
McAfee, George	1-0
Morris, Johnny	1-0
Muster, Brad	1-0
Nagurski, Bronko	1-0
Osmanski, Bill	2-0
Payton, Walter	53-24
Piccolo, Brian	1-0
Salaam, Rashaan	5-1
Sayers, Gale	12-6-2
Suhey, Matt	3-0
Tillman, Lewis	2-0
Watkins, Bobby	1-0

*Does not include post-season

BY TEAM:*

Arizona Cardinals	0-0
St. Louis Cardinals	2-1
Chicago Cardinals	3-1
Pittsburgh-Chi. Cards	1-0
Atlanta Falcons	3-2
Baltimore Ravens	1-0
Brooklyn Dodgers	1-0
Buffalo Bills	1-0
Carolina Panthers	1-0
Cincinnati Bengals	1-1
Cincinnati Reds	2-0
Cleveland Browns	2-1
Dallas Cowboys	1-4
Denver Broncos	2-2
Detroit Lions	17-1-1
Portsmouth Spartans	1-0
Green Bay Packers	24-6
Houston Oilers	1-0
Indianapolis Colts	2-1
Baltimore Colts	3-0
Kansas City Chiefs	1-0
Miami Dolphins	2-1
Minnesota Vikings	11-8-1
New Orleans Saints	5-2
New York Giants	1-1
New York Yankees	1-0
Oakland Raiders	0-2
LA Raiders	1-0
Philadelphia Eagles	3-0
Pittsburgh Steelers	3-1
Pittsburgh Pirates	1-0
St. Louis Rams	1-0
Los Angeles Rams	6-3
Cleveland Rams	2-0
San Diego Chargers	1-0
San Francisco 49ers	8-2
Seattle Seahawks	2-2
Tampa Bay Buccaneers	12-2
Washington Redskins	2-3



100-Yard Receiving Games

10/31/54	Hill, at SF	W	7-214
11/18/62	J. Morris, at Dal	W	10-201
10/21/56	Hill, vs. Balt	W	9-198
11/25/56	Hill, at NYG	T	7-195
10/23/49	Keane, at NYG	L	14-193
11/12/61	Ditka, vs. GB	L	9-190
11/8/64	J. Morris, vs. Balt	L	10-183
11/19/67	Gordon, vs. StL	W	4-178
10/29/50	Kavanaugh, at NYG	L	8-177
10/19/81	M. Anderson, at Det	L	6-176
9/28/86	Gault, at Cin	W	7-174
12/11/49	Hoffman, vs. Chi	W	8-174
12/15/63	J. Morris, at Det	W	8-171
10/25/64	Ditka, at Wash	L	13-168
11/27/97	Proehl, at Det	L	4-164
10/25/53	Dooley, at Rams	L	6-164
11/20/60	Dewveall, vs. Det	W	6-163
12/14/47	Keane, vs. Chi	L	7-161
11/15/70	Gordon, at GB	L	5-158
10/5/86	Ortego, vs. Min	W	6-157
12/7/47	McAfee, vs. Rams	L	9-157
12/9/62	Ditka, vs. Rams	W	6-155
11/27/94	Graham, at Ariz	W+	8-154
10/30/55	Hill, at Rams	W	8-151
12/16/51	Schroeder, vs. Chi	L	4-150
10/15/61	Galimore, vs. Balt	W	7-149
9/12/94	Conway, at Phil	L	4-148
11/23/52	Stone, vs. Det	W	4-148
11/11/79	Watts, vs. Rams	W	6-147
10/25/70	Farmer, vs. Det	L	6-147
12/15/68	Gordon, vs. GB	L	6-147
10/11/64	J. Morris, vs. Rams	W	11-147
10/11/59	Hill, vs. Rams	L	5-147
9/19/85	Gault, at Min	W	6-146
11/24/63	Ditka, at Pit	T	7-146
11/10/46	Kavanaugh, at Rams	W	6-146
11/12/44	McLean, vs. Bos	W	5-146
9/24/95	Graham, at StL Rams	L	6-145
12/5/54	Dooley, at Chi	W	5-144
10/10/54	Hill, vs. Balt	W	3-144
10/12/47	Kavanaugh, vs. Phil	W	2-144
10/11/98	Engram, at Ariz	L	5-142
10/10/77	Scott, vs. Rams	W	2-142
12/13/70	Farmer, vs. GB	W	9-142
10/28/56	Hill, at SF	W	7-142
10/29/72	Farmer, at StL	W	5-141
10/13/46	McLean, vs. Rams	T	6-141
12/6/98	Engram, at Min	L	9-140
10/4/81	Margerum, at Min	L	10-140
10/19/80	Scott, vs. Det	W	3-140
9/26/54	Hill, at Det	L	4-140
10/10/71	Gordon, vs. NO	W	8-139
11/18/45	Kavanaugh, vs. Det	L	6-138
10/22/95	Graham, vs. Hou	W	9-137
12/11/49	Kavanaugh, vs. Chi	W	6-137
10/23/94	Graham, at Det	L	7-136
12/23/91	Davis, at SF	L	6-136
9/20/64	J. Morris, at Min	W	10-135
11/16/87	Gault, at Den	L	5-133
9/19/85	McKinnon, at Min	W	4-133
11/18/62	Ditka, at Dal	W	7-133
10/17/54	Dooley, vs. SF	L	6-133
11/9/97	Proehl, at Min	L	9-132
10/14/62	Ditka, vs. SF	L	8-132
9/25/83	Gault, at Balt	L+	5-130
9/23/61	Ditka, at Rams	W	5-130
12/4/83	Gault, at GB	L	4-129
10/1/50	Keane, at GB	L	8-129
11/2/47	Kavanaugh, at Bos	W	8-129

10/16/49	Keane, vs. Phil	W	8-127
9/22/96	Conway, at Det	L	8-126
11/12/95	Conway, at GB	L	6-126
12/7/80	Watts, vs. GB	W	4-126
10/4/42	McLean, at CRams	W	5-126
9/22/63	Ditka, at Min	W	8-124
10/9/60	J. Morris, vs. Rams	W	3-124
9/27/98	Engram, vs. Min	L	6-123
12/7/75	Rather, vs. Det	W	4-123
11/14/65	J. Morris, vs. StL	W	5-123
11/19/61	J. Morris, at SF	L	4-123
11/23/58	McColl, at Det	W	6-123
10/14/62	J. Morris, vs. SF	L	4-122
10/19/47	Keane, vs. Det	W	6-122
11/18/56	Hill, vs. Rams	W	5-121
11/11/56	Hill, vs. GB	W	4-121
12/22/96	Conway, at TB	L	9-120
10/8/61	Ditka, at Det	W	5-120
10/29/78	Payton, vs. Det	L	7-119
12/20/70	Gordon, at NO	W	9-119
12/13/53	Dooley, vs. Chi	L	8-119
11/16/97	Proehl, vs. NYJ	L	11-118
11/29/42	Pool, vs. CRams	W	2-118
12/5/54	Hill, at Chi	W	6-117
11/14/54	Hill, vs. Clev	L	3-117
12/13/53	Hensley, vs. Chi	L	4-117
10/23/38	Manske, vs. CRams	L	6-117
11/13/88	Gentry, at Wash	W	5-116
11/9/86	Gault, at TB	W	4-116
9/15/74	Wade, vs. Det	W	2-116
9/25/65	J. Morris, at Rams	L	7-116
10/17/54	Hill, vs. SF	L	4-116
12/7/97	Conway, vs. Buf	W	7-115
9/11/83	Payton, vs. TB	W	6-115
9/26/71	Gordon, at Min	W	10-115
10/9/60	Dewveall, vs. Rams	W	6-115
10/19/52	Schroeder, vs. SF	L	4-115
11/20/49	Kavanaugh, at Wash	W	4-115
12/5/37	McDonald, vs. Chi	W	6-115
10/18/92	Waddle, vs. TB	W	3-114
10/6/85	Moorehead, at TB	W	8-114
10/13/74	Rather, at Atl	L	6-114
10/8/78	Scott, at GB	L	9-113
10/2/77	Rather, vs. NO	L	6-113
12/12/65	Jones, vs. SF	W	3-113
11/13/55	Hill, vs. Rams	W	3-113
10/3/43	Geyer, at Det	W	3-113
9/29/74	Wade, at Min	L	6-112
12/2/62	J. Morris, vs. NYG	L	6-112
12/8/96	Timpson, vs StL	W	6-111
10/13/96	Conway, at NO	L	7-111
11/5/95	Graham, vs. Pit	L	5-111
10/22/95	Conway, vs. Hou	W	3-111
11/3/57	Hill, at Rams	W	4-111
9/3/95	Conway, vs. Min	W	5-110
10/15/89	Gentry, vs. Hou	L	6-110
10/13/63	Ditka, at Rams	W	9-110
11/7/54	Hoffman, vs. GB	W	9-110
10/24/54	McColl, at Rams	L	8-110
11/19/39	Manske, vs. Phil	W	2-110
12/14/97	Conway, at StL	W	7-109
11/19/95	Graham, vs. Det	L	5-109
10/4/64	J. Morris, at SF	L	7-109
11/28/54	Hill, vs. Rams	W	6-109
11/29/42	McLean, vs. CRams	W	4-109
11/12/95	Graham, at GB	L	7-108
12/6/69	Gordon, at SF	L	10-108
9/3/95	Graham, vs. Min	W	8-107

(continued)



100-Yard Receiving Games

9/28/81	Payton, vs. Rams	L	4-107
11/24/77	Payton, at Det	W	4-107
11/22/70	Gordon, vs. Buf	W	6-107
11/15/64	J. Morris, at Rams	W	9-107
10/20/63	J. Morris, at SF	L	6-107
10/22/61	Ditka, vs. SF	W	4-107
9/25/55	Hill, at Balt	L	5-107
10/4/98	Penn, vs. Det	W	6-106
11/22/92	Davis, vs. GB	L	8-106
10/6/91	R. Morris, vs. Wash	L	5-106
12/19/88	McKinnon, at Min	L	4-106
11/27/80	Scott, at Det	W+	6-106
12/5/76	Scott, at Sea	W	3-106
9/27/64	Ditka, at Balt	L	6-106
9/28/52	Schroeder, at GB	W	7-106
9/22/40	Swisher, at GB	W	2-106
11/11/90	Davis, vs. Atl	W	5-105
10/22/78	Scott, at TB	L	5-105
12/3/67	Gordon, at SF	W	7-105
10/8/61	Farrington, at Det	W	2-105
11/29/59	Deweall, at Chi	W	3-105
9/21/80	Watts, vs. Min	L	2-104
10/21/79	Baschnagel, at Min	L	4-104
10/3/65	Sayers, at GB	L	5-104

12/4/60	Coia, at GB	L	3-104
11/25/45	Margarita, vs. Pit	W	6-104
9/18/83	Gault, at NO	L+	4-103
12/16/79	Watts, vs. STL	W	6-103
11/9/47	Kavanaugh, vs. GB	W	4-103
12/17/95	Graham, vs. TB	W	5-102
9/23/91	Waddie, vs. NYJ	W+	8-102
11/8/87	N. Anderson, at GB	W	5-102
12/26/82	Payton, at Rams	W	5-102
12/17/61	Ditka, vs. Min	W	8-102
10/27/57	Hill, at SF	L	5-102
9/30/56	Hill, at Balt	L	4-102
10/26/47	Keane, at Wash	W	9-102
10/6/96	Conway, vs GB	L	9-101
12/11/60	Dooley, at Clev	L	7-101
10/27/97	Conway, at Mia	W	6-100
11/29/92	Waddie, at Clev	L	4-100
12/6/69	Wallace, at SF	L	10-100
11/26/64	J. Morris, at Det	W	7-100
10/21/62	Ditka, vs. Balt	W	4-100
11/24/40	Kavanaugh, vs. CRams	W	3-100

184 receivers in 170 games*

Six games have gone into overtime; three have ended in a tie (before OT was adopted).

TOTAL: 93-74-3 (.557)*

At home: 51-29-1 (.638)

On the road: 42-45-2 (.483)

TWO 100-YARD RECEIVERS:

11/29/42	vs. Clev	R — McLean, Pool
12/11/49	vs. Chi	— Hoffman, Kavanaugh
12/13/53	vs. Chi	— Dooley, Hensley
10/17/54	vs. SF	— Dooley, Hill
12/5/54	at Chi	— Dooley, Hill
10/9/60	vs. Rams	— Deweall, Morris
10/8/61	at Det	— Ditka, Farrington
10/14/62	vs. SF	— Ditka, Morris
11/18/62	at Dal	— Ditka, Morris
12/6/69	at SF	— Gordon, Wallace
9/19/85	at Min	— Gault, McKinnon
9/3/95	vs. Min	— Conway, Graham
10/22/95	vs. Hou	— Conway, Graham
11/12/95	at GB	— Conway, Graham

BY MONTH:*

September	12-15 (.444)
October	28-30-1 (.483)
November	34-15-2 (.694)
December	19-14 (.576)

100-YARD PLAYOFF GAMES:

129	— Gault, vs. NE, 1/26/86
122	— Magnani, vs. Wash, 12/26/43
108	— McKinnon, vs. Phil., 12/31/88
104	— Waddie, vs. Dal., 12/29/91

*Does not include post-season

BY RECEIVER:*

Anderson, Marcus, WR	0-1
Anderson, Neal, RB	1-0
Baschnagel, Brian, WR	0-1
Coia, Angelo, HB	1-1
Conway, Curtis, WR	5-6
Davis, Wendell, WR	1-2
Deweall, Willard, E	3-0
Ditka, Mike, TE	9-4-1
Dooley, Jim, E	1-4
Ingram, Bobby, WR	0-3
Farmer, George, WR	2-2
Farrington, John, E	1-0
Galimore, Willie, HB	1-0
Gault, Willie, WR	3-4
Gentry, Dennis, WR	1-1
Geyer, Bill, HB	1-0
Gordon, Dick, WR	6-3
Graham, Jeff, WR	4-5
Hensley, Dick, E	0-1
Hill, Harlon, E	11-7-1
Hoffman, John, E	2-0
Jones, Jimmy, E	1-0
Kavanaugh, Ken, E	7-2
Keane, Jim, E	3-3
Manske, Edgar "Eggs", E	1-1
Margarita, Bob, HB	1-0
Margerum, Ken, WR	0-1
McAfee, George, HB	0-1
McColl, Bill, E	1-1
McDonald, Lester, E	1-0
McKinnon, Dennis, WR	1-1
McLean, Ray, HB	3-0-1
Moorehead, Emery, TE	1-0
Morris, Johnny, WR	8-7
Morris, Ron, WR	0-1
Ortego, Keith, WR	1-0
Payton, Walter, RB	3-2
Penn, Chris, WR	1-0
Pool, Hampton, E	1-0
Proehl, Ricky	0-3
Rather, Bo, WR	1-2
Sayers, Gale, RB	0-1
Schroeder, Gene, E	1-2

Scott, James, WR	4-2
Stone, Billy, HB	1-0
Swisher, Bob, HB	1-0
Timpson, Michael, WR	1-0
Wade, Charles, WR	1-1
Wallace, Bob, E	1-0
Waddie, Tom, WR	2-1
Watts, Rickey, WR	3-1

BY TEAM:*

Anziona Cardinals	0-1
St. Louis Cardinals	4-0
Chicago Cardinals	4-3
Atlanta Falcons	1-1
Baltimore Colts	5-5
Boston Yankees	2-0
Buffalo Bills	2-0
Cincinnati Bengals	1-0
Cleveland Browns	0-3
Dallas Cowboys	1-0
Denver Broncos	0-1
Detroit Lions	14-9
Green Bay Packers	8-11
Houston Oilers	1-1
Miami Dolphins	1-0
Minnesota Vikings	7-9
New Orleans Saints	2-3
New York Giants	0-3-1
New York Jets	1-1
Philadelphia Eagles	3-0
Pittsburgh Steelers	1-1-1
St. Louis Rams	2-1
Los Angeles Rams	15-6-1
Cleveland Rams	3-1
San Francisco 49ers	5-9
Seattle Seahawks	1-0
Tampa Bay Buccaneers	5-2
Washington Redskins	3-2

ON THE ROAD:*

 (five games min.)

at Baltimore	1-4
at Detroit	7-5
at Green Bay	3-7
at Minnesota	4-6
at LA Rams	7-3
at San Francisco	3-6



300-Yard Passing Games

12/11/49	Lujack, vs. Chi.....W.....	39-24-468
11/18/62	Wade, at Dal.....W.....	46-28-466
11/14/43	Luckman, at NYG.....W.....	32-21-433
9/27/98	Kramer, vs. Min.....L.....	39-25-372
10/17/54	Blanda, vs. SF.....L.....	47-21-359
10/14/62	Wade, vs. SF.....L.....	34-18-356
12/17/61	Wade, vs. Min.....W.....	34-23-355
11/16/97	Kramer, vs. NYJ.....L.....	60-32-354
10/22/95	Kramer, vs. Hou.....W.....	41-24-349
12/12/65	Bukich, vs. SF.....W.....	32-16-347
10/27/97	Kramer, at Mia.....W.....	50-32-343
10/19/47	Luckman, vs. Det.....W.....	26-18-342
9/20/64	Wade, at Min.....W.....	31-23-341
10/24/54	Blanda, at Rams.....L.....	46-28-338
12/13/70	Concannon, vs. GB.....W.....	34-21-338
11/19/67	Concannon, vs. StL.....W.....	24-11-336
10/16/83	Evans, at Det.....L.....	45-28-336
10/25/53	Blanda, at Rams.....L.....	47-23-334
10/9/60	Brown, vs. Rams.....W.....	21-13-333
10/29/50	Lujack, at NYKans.....L.....	39-20-331

10/8/61	Wade, at Det.....W.....	25-13-330
11/25/62	Wade, at Balt.....W.....	32-23-328
10/11/59	Brown, vs. Rams.....L.....	29-14-323
11/19/61	Wade, at SF.....L.....	34-18-323
10/25/64	Wade, at Wash.....L.....	57-33-321
10/23/49	Lujack, at NYG.....L.....	52-29-319
11/12/95	Kramer, at GB.....L.....	38-23-318
10/21/62	Wade, vs. Balt.....W.....	26-13-318
9/24/95	Kramer, at StLRam.....L.....	38-27-317
12/7/80	Evans, vs. GB.....W.....	22-18-316
10/12/47	Luckman, vs. Phil.....W.....	25-14-314
11/16/87	McMahon, at Den.....L.....	34-21-311
10/23/94	Kramer, at Det.....L.....	48-29-309
10/4/81	Evans, at Min.....L.....	43-26-307
12/13/53	Blanda, vs. Chi.....L.....	37-20-306
10/18/92	Harbaugh, vs. TB.....W.....	26-13-304
12/6/98	Stenstrom, at Min.....L.....	42-25-303
9/23/91	Harbaugh, vs. NYJ.....W.....	42-28-303
9/24/89	Tomczak, at Det.....W.....	25-15-302
12/6/69	Carter, at SF.....L.....	49-31-301

40 300-yard passing games

Two games have gone into OT.
None occurred in the playoffs.

6 games have been at Soldier Field:

- 12/7/80 vs. GB (W)
- 9/23/91 vs. NYJ (W)
- 10/18/92 vs. TB (W)
- 10/22/95 vs. Hou (W)
- 11/16/97 vs. NYJ (L)
- 9/27/98 vs. Min (L)

TOTAL: 20-20 (.500)

At home: 13-6 (.684)
On the road: 7-14 (.333)

BY DECADE:

1940-49	4-1 (.800)
1950-59	0-6 (.000)
1960-69	9-4 (.692)
1970-79	1-0 (1.000)
1980-89	2-3 (.400)
1990s	4-6 (.400)

BY MONTH:

September	3-2 (.600)
October	8-11 (.421)
November	4-4 (.500)
December	5-3 (.625)

BY QUARTERBACK:

Blanda, George	0-4
Brown, Ed	1-1
Bukich, Rudy	1-0
Carter, Virgil	0-1
Concannon, Jack	2-0
Evans, Vince	1-2
Harbaugh, Jim	2-0
Kramer, Erik	2-5
Luckman, Sid	3-0
Lujack, Johnny	1-2
McMahon, Jim	0-1
Stenstrom, Steve	0-1
Tomczak, Mike	1-0
Wade, Bill	6-3

BY TEAM:

Arizona Cardinals	0-0
St. Louis Cardinals	1-0
Chicago Cardinals	1-1
Baltimore Colts	2-0
Dallas Cowboys	1-0
Denver Broncos	0-1
Detroit Lions	3-2
Green Bay Packers	2-1
Houston Oilers	1-0
Miami Dolphins	1-0
Minnesota Vikings	2-3
New York Giants	1-1
New York Jets	1-1
New York Yankees	0-1
Philadelphia Eagles	1-0
San Francisco 49ers	1-4
St. Louis Rams	0-1
Los Angeles Rams	1-3
Tampa Bay Buccaneers	1-0
Washington Redskins	0-1

Highest Quarterback Ratings

	Season	Att	Cmp	Yards	Pct	Y/Att	TD	TD%	Int	Int%	Rate	
1	Sid Luckman	1943	202	110	2,194	54.5	10.86	28	13.9	12	5.9	107.8
2	Jim McMahon	1984	143	85	1,146	59.4	8.01	8	5.6	2	1.4	97.8
3	Sid Luckman	1941	119	68	1,181	57.1	9.92	9	7.6	6	5.0	95.5
4	Bill Wade	1961	250	139	2,258	55.6	9.03	22	8.8	13	5.2	93.7
5	Rudy Bukich	1965	312	176	2,641	56.4	8.46	20	6.4	9	2.9	93.6
6	Erik Kramer	1995	522	315	3,838	60.3	7.35	29	5.6	10	1.9	93.5
7	Rudy Bukich	1964	160	99	1,099	61.9	6.87	12	7.5	7	4.4	89.0
8	Jim McMahon	1987	210	125	1,639	59.5	7.80	12	5.7	8	3.8	87.4
9	Erik Kramer	1998	250	151	1,823	60.4	7.29	9	3.6	7	2.8	83.1
9	Ed Brown	1956	168	96	1,667	57.1	9.92	11	6.5	12	7.1	83.1
11	Jim McMahon	1985	313	178	2,392	58.1	7.64	15	4.8	11	3.5	82.8
12	Sid Luckman	1945	217	117	1,725	53.9	7.95	14	6.5	10	4.6	82.6
13	Jim Harbaugh	1990	312	180	2,178	57.7	6.98	10	3.2	6	1.9	81.9
14	Jim McMahon	1982	210	120	1,501	57.1	7.15	9	4.3	7	3.3	80.1
15	Sid Luckman	1942	105	57	1,023	54.3	9.74	10	9.5	13	12.4	80.0
16	Erik Kramer	1994	158	99	1,129	62.7	7.15	8	5.1	8	5.1	79.9

For QB rating formula, see page 52.



Bears Hall Of Famers

Since the Hall of Fame opened in Canton, Ohio on September 7, 1963, 194 NFL players and coaches have been inducted. On August 2, 1998, Bears LB Mike Singletary became the 24th Chicago Bear enshrined in the Hall-of-Fame. The 24 honored Monsters of the Midway are the most of any team.

DOUG ATKINS

Defensive End

#81

Inducted: 1982

BEARS: 12 seasons (1955-66)

NFL: 17 seasons

Three-time all-NFL (1960, 61, 62)...Eight-time Pro Bowler (1958-64; 66)...Named Outstanding Lineman in 1959 Pro Bowl...Cleveland's first-round pick in 1953 who came to Chicago in a 1955 trade with Browns...Joined Saints for final three seasons via 1967 trade...Conference track champion in the high-jump and scholarship basketball player at Tennessee.

GEORGE BLANDA

Quarterback-Kicker

#16, 22

Inducted: 1981

BEARS: 10 seasons (1949-58)

NFL: 26 seasons

NFL all-time leader in seasons (26), games (340), points (2,002), PAT attempts (959), PATs (943), FG attempts (638), and interceptions (277)...Bears career record holder in consecutive games with a score (83), and consecutive extra points (156); fourth in club history with 541 points...Retired in 1959, but returned in 1960 to play seven seasons with Houston (1960-66) and nine with Oakland (1967-75)...Led Oilers to two AFL titles and was 1961 Player of the Year...Set NFL record with 68 pass attempts vs. Buf. (11/1/64)...Voted Male Athlete of the Year by AP in 1970...Finished 340-game career with 2,002 points, 4,007 attempts for 26,920 passing yards and 236 TDs...Retired one month shy of 49th birthday...Played college ball at Kentucky.

DICK BUTKUS

Middle Linebacker

#51

Inducted: 1979

BEARS: 9 seasons (1965-73)

NFL: 9 seasons

Third pick of 1965 draft...Beat out incumbent middle linebacker Bill George...Denied Rookie of the Year honors when edged by teammate and fellow Hall of Fame enshrinee Gale Sayers...Voted to first Pro Bowl after his second year, and returned every season...Seven-time all-NFL...Bears all-time leader with 25 fumble recoveries (third in NFL history) and second with 47 turnovers (fumbles + interceptions)...Born and raised in Chicago; attended college at Illinois.

GEORGE CONNOR

Tackle-Linebacker

#71, 81

Inducted: 1975

BEARS: 8 seasons (1948-55)

NFL: 8 seasons

First of the big, mobile outside linebackers...All-NFL five times — including 1951 and '52 on both offense and defense...Voted to first four Pro Bowls (1951-54)...Dramatic display in 1952 Pro Bowl when, late in the game with opposition deep in territory, he made a tackle-for-loss on first down, solo stop on second down, sacked QB on third down, and batted down fourth down pass in the endzone...Injuries forced retirement after 1955 season...All-America one year at Holy Cross and two seasons at Notre Dame.

MIKE DITKA

Tight End-Coach

#89

Inducted: 1988

BEARS: Player (1961-66), Coach (1982-92)NFL: 33 seasons

First tight end inducted to the Hall...Credited for changing the tight end from a "third tackle" to a receiving position...NFL Rookie of the Year in '61 with 56 receptions (still a Bears rookie record)...Voted to Pro Bowl following five seasons...His 427 career catches were most in NFL history by a tight end until Kellen Winslow broke the mark in 1980...Holds four Bears records including consecutive games with a reception (49)...Assistant coach for Dallas before being named Bears head coach on January 20, 1982...Guided team to 112 wins, six NFC Central titles, three NFC Championship games, and the Bears only Super Bowl victory...Bears first-round pick (fifth overall) in 1961 from Pittsburgh.



Bears Hall Of Famers

JOHN "PADDY" DRISCOLL Running Back #1, 20

Inducted: 1965 **BEARS:** 5 seasons (1920; 26-29) **NFL:** 10 seasons

The NFL's first "franchise" player...Triple threat athlete who excelled at running, punting, and drop-kicking for field goals...Played with Chicago Cardinals (1920-25)...Scored 27 points in 1923 game vs. Rochester (four TDs, three PATs)...His 50-yard field goal in 1925 was NFL record for several years...Born in Evanston, IL, and attended Northwestern.

DANNY FORTMANN Guard #21

Inducted: 1965 **BEARS:** 8 seasons (1936-43) **NFL:** 8 seasons

Ninth-round pick in NFL's first draft (1936)...As a rookie in 1936, at age 20, he was the league's youngest starter...Signal caller for linemen on offense and deadly tackler on defense...All-NFL from 1938-43...The Bears finished first five times, second twice, and third once during his eight years...Pursued medical studies at University of Chicago while playing with Bears...Played at Colgate.

BILL GEORGE Linebacker #61, 72

Inducted: 1974 **BEARS:** 14 seasons (1952-65) **NFL:** 15 seasons

Joined Bears in 1952 as "middle guard", but became league's first middle linebacker when he dropped off the line in 1954...All-NFL eight times in nine years...Voted to Pro Bowl eight straight seasons (1955-62)...Defensive signal caller final 10 seasons in Chicago...18 career interceptions...His 14 seasons tie for the most by a Bear player...Finished with Rams (1966)...Attended Wake Forest.

HAROLD "RED" GRANGE Running Back-Defensive Back #77

Inducted: 1963 **BEARS:** 7 seasons (1925; 29-34) **NFL:** 9 seasons

Joined Bears on Thanksgiving, 1925—just 10 days following final college game...Attracted crowds of 70,000 at the Polo Grounds and 75,000 in LA Coliseum during 1925 "tour"—16 games in two months to showcase the Galloping Ghost...Left Bears for NY Yankees of AFL in 1926 which joined NFL the following season...Suffered knee injury vs. Bears in 1927, and missed entire '28 season...Rejoined Chicago in 1929, but was "ordinary" ball carrier...Developed into a good defensive back...All-NFL in 1931...Made TD-saving tackle in final seconds of 1933 Championship Game 23-21 win over NY Giants...Played college ball at Illinois.

GEORGE HALAS End-Coach-Owner #7

Inducted: 1963 **BEARS:** 64 seasons (1920-83) **NFL:** 64 seasons

(See bio on page 188.)

ED HEALEY Tackle #16

Inducted: 1964 **BEARS:** 6 seasons (1922-27) **NFL:** 8 seasons

Acquired by Halas from Rock Island Independents (1920-22) in exchange for gate receipts (\$100) from late-season game in 1922...Ran more than 30 yards in 1924 to tackle his own teammate who was running the wrong way with an interception...Caught running back George Wilson from behind after hurdling several teammates in 1926 game vs. LA All-Stars...Termed "the most versatile tackle of all-time" by Halas...First president of Bear alumni association (1937)...Graduated from Dartmouth.

FIRST STARTS

During the 1998 season, eleven Bears players started their first NFL game, including nine on the current roster. The list includes running back James Allen, who rushed for 163 yards in his first ever starting assignment (12-20-98, 24-3 win vs. Baltimore). The others (and number of starts in '98): FB Robert Chancey (1), CB Terry Cousin (13), RB Curtis Enis (1), T Jimmy Herndon (2), TE Alonzo Mayes (16), QB Moses Moreno (1), S Tony Parrish (16), and DE Bryan Robinson (5). S Marlon Forbes (1) and QB Steve Stenstrom (7) are no longer on the roster.



Bears Hall Of Famers

BILL HEWITT

End

#56

Inducted: 1971

BEARS: 5 seasons (1932-36)

NFL: 9 seasons

Last helmetless player...Four time all-NFL (1933, 34, 36, 37) and first to do so with two teams...Designed play to win 1933 NFL Championship: jump pass from fullback to Hewitt who caught and lateraled to another end...Played for Eagles (1937-39), missed 1940-42 seasons before returning with Philadelphia-Pittsburgh (1943)...Career: 101 catches for 1,606 yards and 25 TDs...Average player in high school and at Michigan.

STAN JONES

Tackle / Guard

#78

Inducted: 1991

BEARS: 12 seasons (1954-65)

NFL: 13 seasons

Selected by Chicago in fifth-round of 1953 draft...Started at tackle; switched to guard in 1954 and became eight-time Pro Bowler (1956-62)...Played offense and defense in 1962 but played solely defense in 1963—when the Bears won the NFL Championship...One of the first pro football players to concentrate on weightlifting...Missed just two games in his first 11 seasons...Traded to Redskins (1966) as a favor from Halas so he could finish his career near his Rockville, Maryland home...College Lineman of the Year for 1953 National Champion Maryland Terrapins.

SID LUCKMAN

Quarterback

#42

Inducted: 1965

BEARS: 12 seasons (1939-50)

NFL: 12 seasons

Obtained as second pick of 1939 draft...Bears all-time leader in yards (14,686), TDs (137), interceptions (132); second in attempts (1,744) and completions (904)...Club season record holder in QB rating (107.8 in 1943), TDs (28 in 1943), and interceptions (31 in 1947)...Led Bears T-formation attack which won four NFL Titles including 73-0 blitzing of Washington in 1940 Championship...Five-time all-NFL and 1943 league MVP...Passed for record-tying seven TDs in 1943 game vs. Giants...Came out of Columbia University.

ROY "LINK" LYMAN

Tackle

#2, 11, 12, 14, 77

Inducted: 1964

BEARS: 7 seasons (1926-34)

NFL: 11 seasons

Pioneered stunting, slanting, and shifting style defense...Began pro career with Canton (1922-23), winning two championships; moved to Cleveland where he again won a championship...Joined Frankford (1925) before finishing with Bears...Left Bears for 1929 season to play semi-pro ball and in 1932 to settle business problems...In his final two seasons Chicago won the NFL Championship (1933) and division (1934)...No high school ball (school had seven boys), but played at Nebraska.

GEORGE McAFEE Running Back - Defensive Back

#5, 33

Inducted: 1966

BEARS: 8 seasons (1940-41; 45-50)

NFL: 8 seasons

Eagles first-round choice in 1940 (second overall)...Immediately traded to Bears for four players...Career average 12.78 yards on 112 punt returns is still NFL record...Returned a kickoff 93 yards for TD in first pro game...Saw little playing time on talent-laden 1940 and 1941 teams; went into the Navy for WWII; returned in 1945...25 career interceptions...All-America at Duke.

GEORGE MUSSO Tackle-Guard-Defensive Tackle

#16

Inducted: 1982

BEARS: 12 seasons (1933-44)

NFL: 12 seasons

Signed by Halas for just \$90/game plus \$5 in expenses...Elected team captain in fourth season and kept the title remainder of career...First player to win all-NFL at two positions: tackle in 1935 and guard in 1937...College ball at Millikin.

BRONKO NAGURSKI

Fullback - Tackle

#3, 16

Inducted: 1963

BEARS: 9 seasons (1930-37; 43)

NFL: 9 seasons

Powerful, punishing runner who was also a threat to pass...Retired after eight seasons (1937) for a more profitable wrestling career...Returned in 1943 when Bears were short of players (due to WWII)...Played mostly at tackle, but scored TD to put Bears ahead to stay in 1943 Championship game...Ninth in Bears career rushing...High school teams were winless...All-American at Minnesota.



Bears Hall Of Famers

WALTER PAYTON

Running Back

#34

Inducted: 1993

BEARS: 13 seasons (1975-87)

NFL: 13 seasons

(Walter's bio is on page 189).

GALE SAYERS

Running Back

#40

Inducted: 1977

BEARS: 7 seasons (1965-71)

NFL: 7 seasons

Fourth pick of 1965 draft...Career: 991-4,956-39 rushing; 112-1,307-9 receiving; 91-2,781-6 kickoff returns; 28-391-2 punt returns...Had 77-yard PR, 93-yard KOR and 25-yard TD pass in first pre-season game...Amassed 2,272 net yards and a rookie-record 22 TDs including record-tying six TDs vs. SF in inaugural season...Picked Rookie of the Year over Butkus...Voted to five Pro Bowls (1966-70) and was Offensive MVP of three...Suffered right knee injury in 1968, but bounced back for second 1,000-yard season...Left knee injury in 1970 ended career...Led NFL in rushing in '66 and '69...20 100-yard rushing games...Fourth on Bears all-time rushing list...Averaged 5.0 yards per carry in career...Set 23 club records and seven NFL marks...Youngest player ever elected to the Hall (34 years old) and his effective playing time is also the shortest of any Hall of Famer...Star back at Kansas.

MIKE SINGLETARY

Linebacker

#50

Inducted: 1998

BEARS: 12 seasons (1981-92)

NFL: 12 seasons

Second round pick in 1981 draft (38th overall) after two-time consensus all-American career at Baylor...All-rookie honors from Pro Football Writers Assoc., UPI, Pro Football Weekly, and Football Digest...Selected to 10 straight Pro Bowls (1983-92), most ever by a Bear...Most starts by a defensive player in Bears history (172, second to Payton's 184 for most by any player)...Named to NFL Team of the Eighties by NFL Hall of Fame Board of Selectors...AP Defensive Player of the Year in 1985 and '88...1990 NFL Man of the Year for playing excellence and off-the-field community contributions...Defensive captain from 1983-1992...Finished as the team's first or second leading tackler in final 11 seasons...Missed just two games in 12 seasons (both in '86)...Finished career with 1,488 tackles, 19 sacks, seven interceptions...Wife, Kim, presented Mike at his induction.

JOE STYDAHAR

Tackle

#13, 18

Inducted: 1967

BEARS: 9 seasons (1936-42; 45-46)

NFL: 9 seasons

First player ever drafted by Bears...All-NFL left tackle (1937-40)...Left for WWII (1943-44), but returned to lead Chicago to 1946 Championship...Star player at West Virginia.

GEORGE TRAFTON

Center

#13

Inducted: 1964

BEARS: 13 seasons (1920-32)

NFL: 13 seasons

All-NFL center (unofficially) in eight of 13 seasons...Strong, tough, mean player—put four Rock Island players out of action in first 12 plays of a 1920 game...Notre Dame career was cut short when Knute Rockne caught him playing semi-pro ball.

CLYDE "BULLDOG" TURNER

Center - Linebacker

#66

Inducted: 1966

BEARS: 13 seasons (1940-52)

NFL: 13 seasons

First-round draft pick in 1940...Flawless snapper and excellent blocker who was all-NFL all 13 times...Could also play guard or tackle...Led league in 1942 with eight interceptions at linebacker...Played running back in emergency situations, scored 48-yard TD in 1944...Had 96-yard interception return for TD in 1947...Played college ball for Hardin-Simmons.

In addition to the 23 Bears Hall of Famers, six other inductees spent part of their careers with Chicago:

Player	Position	With Bears	Other teams
Jim Conzelman	Quarterback	1920	Rock Island Independents, Milwaukee Badgers, Detroit Panthers, Providence Steam Roller
Guy Chamberlin	End	1920-21	Canton Bulldogs, Cleveland Bulldogs, Frankford Yellow Jackets, Chi. Cardinals
Walt Kiesling	Guard	1934	Duluth Eskimos, Pottsville Maroons, Chi. Cards, Green Bay Packers, Pittsburgh Pirates
Bobby Layne	Quarterback	1948	NY Bulldogs, Detroit Lion, Pittsburgh Steelers
Alan Page	Defensive Tackle	1978-81	Minnesota Vikings
Jim Finks	General Manager	1974-83	Minnesota Vikings, New Orleans Saints



All-Time First-Round Picks

Yr	No.	Name (pos)	College
1999	12	Cade McNown (QB)	UCLA
1998	5	Curtis Enis (RB)	Penn State
1997	11	(To Sea for QB Rick Mirer and 4th rd. pick)	
1996	13	Walt Harris (CB)	Miss. St.
1995	21	Rashaan Salaam (RB)	Colorado
1995	11	John Thiery (DE)	Alcorn St.
1993	7	Curtis Conway (WR)	USC
1992	22	Alonzo Spellman (DE)	Ohio State
1991	22	Stan Thomas (T)	Texas
1990	6	Mark Carrier (S)	USC
1989a	11	Donnell Woolford (CB)	Clemson
		(from LA Raiders for WR Willie Gault)	
1989b	12	Trace Armstrong (DE)	Florida
		(from Wash. for LB Wilber Marshall)	
1989c	25	(To Miami for 2nd and 3rd rd picks)	
1988a	23	Brad Muster (FB)	Stanford
1988b	27	Wendell Davis (WR)	LSU
		(from Wash. for LB Wilber Marshall)	
1987	26	Jim Harbaugh (QB)	Michigan
1986	27	Neal Anderson (RB)	Florida
1985	22	William Perry (DT)	Clemson
1984	11	Wilber Marshall (LB)	Florida
1983a	6	Jim Covert (T)	Pittsburgh
1983b	18	Willie Gault (WR)	Tennessee
		(from Tampa Bay for 1982 2nd rd pick)	
1982	5	Jim McMahon (QB)	BYU
1981	11	Keith Van Horne (T)	USC
1980	19	Otis Wilson (LB)	Louisville
1979a	4	Dan Hampton (DT)	Arkansas
		(from Tampa Bay for DT Wally Chambers)	
1979b	9	Al Harris (DE)	Arizona State
1978	20	(To Cleveland for QB Mike Phipps)	
1977	15	Ted Albrecht (T)	California
1976	8	Dennis Lick (T)	Wisconsin
		(from Det. for 1st- and 3rd picks)	
1975	4	Walter Payton (RB)	Jackson State
1974a	4	Waymond Bryant (LB)	Tennessee St.
1974b	20	Dave Gallagher (DE)	Michigan
		(from LA Rams for WR Dick Gordon)	
1973	8	Wally Chambers (DT)	E. Kentucky
1972a	3	Lionel Antoine (T)	S. Illinois
		(from Giants for Hyland and McRae)	
1972b	12t	Craig Clemons (S)	Iowa
1971	11	Joe Moore (RB)	Missouri
1970	2	(To GB for Caffe, Pitts. and Hyland)	
1969	14	Rufus Mayes (T)	Ohio State
1968	17	Mike Hull (RB)	USC
1967	10	Loyd Phillips (DE)	Arkansas
1966	12	George Rice (DT)	LSU
1965a	3	Dick Butkus (LB)	Illinois
		(from Pit. for '64 second and fourth rd. picks)	
1965b	4th	Gale Sayers (RB)	Kansas
1965c	6th	Steve DeLong (DE)	Tennessee
		(from Wash. for Coia and Williams)	

Yr	No.	Name (pos)	College
1964	14	Dick Evey (DT)	Tennessee
1963a	10	(To LA Rams for RB Joe Marconi)	
1963b	11	Dave Behrman (C)	Michigan State
		(from Pit. for QB Ed Brown)	
1962	7	Ronnie Bull (RB)	Baylor
1961	5	Mike Ditka (TE)	Pittsburgh
1960	7	Roger Davis (G)	Syracuse
1959	7	Don Clark (HB)	Ohio State
1958	7	Chuck Howley (LB/G)	West Virginia
1957	13	Earl Leggett (DT)	LSU
1956	10	Menan "Tex" Schriever (E)	Texas
1955	11	Ron Drzewiecki (HB)	Marquette
1954	6	Stan Wallace (HB)	Illinois
1953	6	Billy Anderson (HB)	Compton JC
1952	8	Jim Dooley (FL/HB)	Miami (FL)
1951a	2	Bob Williams (QB)	Notre Dame
		(from New York Yankees)	
1951b	10	Billy Stone (HB)	Bradley
		(from disbanded Colts)	
1951c	16	Gene Schroeder (E)	Virginia
1950	2	Chuck Hunsinger (HB)	Florida
		(from dispersal draft)	
1949	10	Dick Harris (C)	Texas
1948a	7	Bobby Layne (QB)	Texas
		(from Det. through Pit. for HB Ray Evans)	
1948b	13	Max Baumgardner (E)	Texas
1947a	1	Bob Fenimore (HB)	Oklahoma A&M
		(Bonus Choice)	
1947b	11	Don Kindt (HB)	Wisconsin
1946	4	Johnny Lujack (QB)	Notre Dame
1945	7	Don Lund (HB)	Michigan
1944	8	Ray Evans (HB)	Kansas
1943	9	Bob Steuber (QB)	Missouri
1942	10	Frankie Albert (HB)	Stanford
1941a	1	Tom Harmon (HB)	Michigan
		(from Phil. for C John Schiechl)	
1941b	3	Norm Standlee (FB)	Stanford
		(from Pit. for QB Billy Patterson)	
1941c	9	Don Scott (HB)	Ohio State
1940	7	Clyde "Bulldog" Turner (C/LB)	Hardin-Sim's
1939a	2	Sid Luckman (QB)	Columbia
1939b	6	Bill Osmanski (FB)	Holy Cross
		(from Pit. for E Eggs Manske)	
1938	10	Joe Gray (HB)	Oregon State
1937	8	Les McDonald (E)	Nebraska
1936	6	Joe Stydahar (T)	West Virginia

NFL EUROPE LEAGUE

The Bears allocated eight players to squads in the NFL Europe League for the spring '99 campaign. Chicago's overseas assignees include CB **Ricky Bell**, P **Chris Dolan**, OL **Adam Hernandez**, G **Dan Palmer**, DT **Emile Palmer**, S **Jim Cantelupe**, S **Nick Ferguson**, and S **Greg Williams**. NFL teams receive roster exemptions by allocating players to the NFL-run league, and the Bears will therefore be allowed to take more than the normal 80 players to training camp in the summer of 1999.



All-Time Bear Drafts

1936 (Feb 8)

1. Stydahar, Joe, T, West Virginia
2. Michaels, Eddie, G, Villanova
3. Roscoe, George, B, Minnesota
4. Allman, Bob, E, Michigan St.
5. Oech, Wad, T, Minnesota
6. Christopherson, Ted, B, Washington St.
7. Smith, Dick, T, Minnesota
8. Sylvester, John, E, Rice
9. Fortmann, Dan, G, Colgate

1937 (Dec 12, 1936)

1. McDonald, Les, E, Nebraska
2. Stewart, Marv, C, LSU
3. Plasman, Dick, E, Vanderbilt
4. Hammond, Henry, E, Swestern (KS)
5. Conkright, Bill "Red," C, Oklahoma
6. Bjork, Del, T, Oregon
7. Friedman, J.W. "Buck," B, Rice
8. Toth, Steve, B, Northwestern
9. Guepe, Al, B, Marquette
10. Wade, Ed "Red," T, Utah St.

1938 (Dec 12, 1937)

1. Gray, Joe, B, Oregon St.
2. Famiglietti, Gary, B, Boston U.
3. Zarnas, Gust, G, Ohio St.
4. Masterson, Bob, E, Miami (FL)
5. Ramsey, Frank, G, Oregon St.
6. Sims, Fletcher, B, Georgia Tech
7. Schwab, Alex, T, San Francisco
8. Weger, John, T, Butler
9. Mickovsky, Ray, B, Case W Reserve
10. Dreher, Fred, E, Denver

1939 (Dec 8, 1938)

- 1a. Luckman, Sid, QB, Columbia (from Pitt)
- 1b. Osmanski, Bill, B, Holy Cross
2. Wysocki, John, E, Villanova
3. Delaney, Joe, T, Holy Cross
4. Choice to Brooklyn
5. Heileman, Charlie, E, Iowa St.
6. Dannies, Bob, C, Pittsburgh
7. Bray, Ray, G, Western Michigan
8. Wood, Walt, B, Tennessee
9. Braga, Al, B, San Francisco
10. Roise, Hal, B, Idaho
11. Bock, Ed, G, Iowa St.
12. Stolfa, Anton, B, Luther
13. Voigts, Bob, T, Northwestern
14. Armstrong, Ken, T, Tarkio
15. Masters, Raphael, E, Newberry
16. Sherman, Solly, B, Chicago
17. Simonich, Ed, B, Notre Dame
18. Vogeler, George, C, Oklahoma St.
19. Forte, Aldo, T, Montana
20. Kircher, Everett, B, Iowa St.

1940 (Dec 9, 1939)

1. Turner, Clyde "Buildog," C/LB, Hardin-Simmons
2. Kavanaugh, Ken, E, LSU
3. Kolman, Ed, T, Temple
4. Woudenberg, John, T, Denver
5. Akin, Leonard, G, Baylor
6. Fordham, Jim, B, Georgia
7. Pool, Hampton, G, Stanford
8. Pace, Tom, B, Utah
9. Artoe, Lee, T, California
10. McCubbin, Bill, E, Kentucky
11. Clark, Harry, B, West Virginia
12. Crisci, Frank, T, Case W Reserve
13. Barnes, Sherm, E, Baylor
14. Christianson, Al, B, Knox
15. White, Wilbur, T, Bradley
16. Schlosser, Ralph, C, Gonzaga
17. Popov, John, B, Cincinnati
18. Bussey, Young, B, LSU
19. McLaran, Ray, B, St. Anselm
20. Kichetski, Walt, E, Miami (FL)

1941 (Dec 19, 1940)

1. Harmon, Tom, B, Michigan
2. Standlee, Norm, B, Stanford
3. Scott, Don, B, Ohio St.
4. Gallarneau, Hugh, B, Stanford
5. O'Rourke, Charley, B, Boston College
6. O'Boyle, Tommy, G, Tulane
7. Federovich, John "Ace," T, Davis & Elkins
8. Hartman, Fred, T, Rice
9. Rankin, Dave, E, Purdue
10. Matsuza, Al, C, Georgetown
11. Laher, Hal, G, Oklahoma
12. Lalanne, Jim, B, N Carolina
13. Hardin, Jim, E, Kentucky
14. Morrow, Bob, E, Illinois Wesleyan
15. Johnson, Jim, B, Santa Clara
16. Martin, Johnny, B, Oklahoma
17. Mulkey, Jack, E, Fresno St.
18. Osterman, Bob, C, Notre Dame
19. Glenn, Bill, B, Eastern Illinois
20. Hahnstein, Ollie, B, Northwestern

1942 (Dec 22, 1941)

1. Albert, Frankie, B, Stanford
2. Boratyn, Joe, B, Holy Cross
3. Ruby, Martin, T, Texas A&M
4. Burrus, H.C., E, Hardin-Simmons
5. Jeffres, Bob, G, Missouri
6. MAZNICKI, Frank, B, Boston College
7. Petty, John, B, Purdue
8. Mullins, Noah "Moon," B, Kentucky
9. Geyer, Bill, B, Colgate
10. Daniell, Jim, T, Ohio St.
11. Hunt, Jack, B, Marshall
12. Gude, Henry, C, Vanderbilt
13. Krutulis, Joe, E, Miami (FL)
14. Abel, George, G, Nebraska
15. Edmiston, Don, T, Tennessee
16. Rast, Holt, E, Alabama
17. Jones, Edgar, B, Pittsburgh
18. Tessenford, Bill, T, Gonzaga
19. Kissell, Adolph, B, Boston College
20. Clarkson, Stu, C, Texas A & I

1943 (Apr 8)

1. Steuber, Bob, HB, Missouri
2. Evans, Fred "Dippy," HB, Notre Dame
3. Stramm, Ed, T, Stanford
4. Palmer, Derrell, T, TCU
5. Vucinich, Milt, C, Stanford
6. Beals, Alyn, E, Santa Clara
7. Jurkovich, Jim, HB, California
8. Lamb, W.G. "Dub," E, Oklahoma
9. Hammett, Ray "Duke," QB, Stanford
10. Zikmund, Al, HB, Nebraska
11. Wood, Clark, T, Kentucky
12. Arms, Loyd, T, Oklahoma St.
13. Sturdy, Lyle, FB, Wichita St.
14. Tomlinson, Buddy, T, Hardin-Simmons
15. Preston, Pat, T, Wake Forest
16. Norberg, Hank, E, Stanford
17. Lyons, Pat, E, Wisconsin
18. Butler, Marion, HB, Clemson
19. Santucci, Al, C, Santa Clara
20. Johnson, Orville, G, SMU
21. Boudreau, Wally, HB, Boston College
22. Baumann, Bob, T, Wisconsin
23. Holtcher, Elwood, C, Shurtleff
24. Keller, Ben, G, Duquesne
25. Block, Charley, E, Shurtleff
26. Brannon, Ted, T, Rice
27. Wayne, Lou, E, Texas
28. Creedy, Dick, HB, Notre Dame
29. Buffington, Bill, HB, Purdue
30. Peterson, Woody, FB, Utah

1944 (Apr 19)

1. Evans, Ray, B, Kansas
2. Smeja, Rudy, E, Michigan
3. Croft, Abe, E, SMU
4. Stanley, C.B., T, Tulsa
5. Seeley, Darwin, C, Stanford
6. Fawcett, Randall, B, Stanford
7. Morton, Jack, E, Missouri
8. Starford, Bill, C, Wake Forest
9. Houston, Lin, G, Ohio St.

10. Moore, J.P., B, Vanderbilt
11. Duffley, Bill, E, Georgetown
12. Hartley, Joe, T, LSU
13. Milner, Bill, G, Duke
14. Hirsch, Ed, B, Northwestern
15. Ryckley, Ed, E/G, Georgia Tech
16. Plasman, Howdy, B, Miami (FL)
17. French, Barry, T, Purdue
18. Taylor, Paul, B, USC
19. Margarita, Hank, B, Brown
20. Davis, Ed, B, Oklahoma
21. Jamison, Dick, T, USC
22. Bortka, Jack, B, Kansas St.
23. Ruskusky, Roy, E, St. Mary's (CA)
24. Franck, Harry, B, Northwestern
25. McKewan, Jack, T, Alabama
26. Mitchell, Charley, B, Tulsa
27. Boyle, Pat, G, Wisconsin
28. Pepper, Bernie, T, Missouri
29. Vogt, Karl, T, Villanova
30. Endres, Bob, G, Colgate

1945 (Apr 6)

1. Lund, Don, B, Michigan
2. Allen, Charley, B, SMU
3. Masterson, Forest, C, Iowa
4. Shaw, Wayne, B, SMU
5. Burgeis, Glen, T, Tulsa
6. O'Brien, Pat, T, Purdue
7. Mayhew, Bill, C, Oregon
8. Poe, Bill, B, Clemson
9. Avery, Chuck, B, Minnesota
10. Boyd, Jack, B, UCLA
11. Ellsworth, Ralph, B, Texas
12. Mattioli, Frank, G, Pittsburgh
13. Gibson, Merle, E, TCU
14. Creevey, John, B, Notre Dame
15. Sacrinty, Nick, B, Wake Forest
16. Keane, Jim, C, Iowa
17. Niedziela, Bruno, T, Iowa
18. Williams, Broughton, E, Florida
19. Stichel, Walt, T, Pennsylvania
20. Livingston, Bob, B, Notre Dame
21. Vargon, Mike, E, Kansas St.
22. Wright, Charley, G, Iowa St.
23. Green, Jack, G, Alabama
24. Gambino, Lu, B, Indiana
25. Jones, Ray, B, Texas
26. Hary, Bob, B, Minnesota
27. Forkovich, Nick, B, William & Mary
28. Robinson, Don, B, Michigan
29. Johnston, Wayne, B, Marquette
30. George, George, C, Marquette

1946 (Jan 14)

1. Lujack, Johnny, QB, Notre Dame
2. Rykovich, Julie, B, Illinois
3. Broyles, Frank, QB, Georgia Tech
4. Knotts, Ernie, G, Duke
5. Schneider, Don, B, Pennsylvania
6. Scuggs, Ted, E, Rice
7. Beard, Wendell, T, California
8. Ziegler, John, B, Colorado
9. Dropp, Walt, E, Connecticut
10. Harris, Bill, C, Auburn
11. Allen, Eddie, B, Pennsylvania
12. Bauman, Frank, E, Illinois
13. Nostrum, Reed, T, Utah
14. Chatterton, Dick, B, BYU
15. Timko, Johnny, C, Temple
16. Hazelwood, Ted, T, North Carolina
17. Johnson, Dick, C, Baylor
18. Boettcher, Art, B, Shurtleff
19. Gallagher, Tom, B, Illinois
20. Adams, Johnny, B, Denver
21. Widseth, Dean, T, Bemidji St.
22. Kochins, George, T, Bucknell
23. Hoisch, Al, B, Stanford
24. Grigh, Visco, E, Santa Clara
25. Richards, Allen, B, Cincinnati
26. Tunstilt, Jess, B, Kentucky
27. Smock, Ken, B, Purdue
28. Weldon, Howard, G, N Carolina
29. Cook, Johnny, B, Georgia
30. Franck, Harry, B, Northwestern



All-Time Bear Drafts

1947 (Dec 16, 1946)

- 1a. Fenimore, Bob, HB, Oklahoma St.
(Bonus choice)
- 1b. Kindt, Don, HB, Wisconsin
2. Minini, Frank, FB, San Jose St.
3. Canady, Jim, HB, Texas
- 3b. Merriman, Lloyd, B, Stanford (from Chi Cards)
4. Metz, Harlan, T, Texas
- 4b. Stephens, Roger, B, Cincinnati (from Phil)
5. Moseley, Reid, E, Georgia
6. Smith, H.A., E, Mississippi
7. Eddleman, Dwight, HB, Illinois
8. Tucker, Arnold, QB, Army
9. Hatch, Larry, HB, Washington
10. Adamle, Tony, C, Ohio St.
11. Fritz, Emil, G, Maryland
12. Turner, Jim, T, California
13. Goodall, Wayne, E, Oklahoma City
14. Gagne, Verne, E, Minnesota
15. Dreyer, Wally, HB, Wisconsin
16. Pupa, Walt, FB, North Carolina
17. McLellan, John, T, Montana A
18. Cromer, Bill, FB, Texas
19. Reader, Russ, HB, Michigan St.
20. Batchelor, Jim, B, East Texas St.
21. Lawler, Allen, HB, Texas
22. Berlin, Gordon, C, Washington
23. Cunningham, John, E, California
24. Morris, Max, B, Northwestern
25. Morris, Bill, E, Oklahoma
26. Baumgardner, Joe, Bill, HB, Texas
27. McCarthy, Jerry, E, Pennsylvania
28. Pierce, Jack, HB, Illinois
29. Ehlers, Ed, HB, Purdue

1948 (Dec 19, 1947)

- 1a. Layne, Bobby, QB, Texas (from Pittsburgh)
- 1b. Bumgardner, Max, E, Texas
2. Garrett, Dub, T, Mississippi St.
3. Ramsey, Knox, G, William & Mary
4. Brugge, Bob, B, Ohio St.
5. Choice to Detroit
6. McWilliams, Tom, B, Army, Mississippi St.
7. Mills, Malachi, T, Virginia Military
8. Flanagan, Dick, E, Ohio St.
9. McDowell, Jim, G, William & Mary
10. Sheehan, Mel, E, Missouri
11. Scott, Dick, C, Navy
12. Cline, Ollie, B, Ohio St.
13. Goode, Rob, B, Texas A&M
14. Grimenstein, Clyde, E, Purdue
15. Fallon, John, G, Notre Dame
16. Brown, Ray, B, Virginia
17. Hileman, Bob, C, California
18. Gay, Thurman, T, Oklahoma St.
19. Blount, Ralph, E, Texas
20. Boone, JR, B, Tulsa
21. Duncan, Jim, E, Wake Forest
22. Gatewood, Jimmy, B, Georgia
23. Brumm, George, C, Pacific
24. Dietzel, Paul, C, Miami (OH)
25. Clasby, Ed, B, Boston College
26. Hardison, Fred, E, Duke
27. Van Deren, Frank, E, California
28. Pietkiewicz, Al, E, San Francisco
29. Cox, Norm, B, TCU
30. Smith, Truett, B, Mississippi St.

1949 (Dec 21, 1948)

1. Harris, Dick, C, Texas
2. Grimes, Billy, B, Oklahoma St.
3. O'Quinn, Johnny, E, Wake Forest
4. Kendrick, Ben, B, Wisconsin
5. Hoffman, John, B, Arkansas
6. Krall, Jerry, B, Ohio St.
7. Jones, Wally, E, Kentucky
- 8a. Weatherly, Gerry, C, Rice (from Det)
- 8b. Wightkin, Bill, E, Notre Dame
9. Tokarczyk, Dolph, G, Pennsylvania
10. Malley, Lee, B, Carson-Newman
11. Tibert, Jerry, B, Mississippi
12. Blanda, George, QB, Kentucky
13. Taliadro, George, B, Indiana
14. Kelly, Ernie, G, Texas-El Paso
15. Faverty, Hal, G, Wisconsin

16. Wahl, Al, T, Michigan
17. Corbisiero, John, B, Middlebury
18. Moran, Jim, B, John Carroll
19. Mitten, Bob, G, North Carolina
20. Heck, Bob, B, Pacific
21. Duncan, Jim, E, Duke
22. Bertuzzi, Dick, B, Kansas
23. Kane, Harry, C, Pacific
24. Smith, Bernie, T, Texas-El Paso
25. Marczyk, Stan, T, North Carolina

1950 (Jan 21-22)

- 1a. Hunsinger, Chuck, B, Florida (from NY Bulldogs)
- 1b. Morrison, Fred, B, Ohio St.
2. Dottley, John "Kayo," B, Mississippi
3. Romanick, Steve, B, Villanova
- 4a. Novak, Tom, C, Nebraska (from Pit)
- 4b. PAPALED, Dorn, G, Boston College
5. Zaleski, Ernie, B, Notre Dame
- 6a. Pernicone, Gaspar, B, NWestern (from NYG)
- 6b. Hansen, Wayne, C, Texas-El Paso
7. Prather, Rollin, E, Kansas St.
8. Nevills, Sam, T, Oregon
- 9a. Reid, Floyd, B, Georgia (from NY Bulldogs)
- 9b. Braznell, Dick, B, Missouri
10. Wahl, Al, T, Michigan
11. Helwig, John, G, Notre Dame
12. Roof, Kenny, B, Oklahoma St.
13. Dempsey, Frank, T, Florida
14. Hover, Al, G, LSU
15. Glisson, Jimmy, B, Tulane
16. Bradley, Ed, E, Wake Forest
17. Janaszek, Ray, B, Dayton
18. Andrews, Rupert, B, Stanford
19. Bye, Billy, B, Minnesota
20. Crawford, Jim, G, Mississippi
21. Angle, Bob, B, Iowa St.
22. Byler, Jim, G, North Carolina St.
23. Bingham, Bill, T, Harding
24. Polenske, Walt, B, Pacific
25. Samuels, Perry, B, Texas
26. Sella, George, B, Princeton
27. Davis, Wilton, B, Hardin-Simmons
28. Kenary, Jim, B, Harvard
29. Nadherny, Fred, B, Yale
30. Markert, Allen, T, Minnesota

1951 (Jan 18-19)

- 1a. Williams, Bob, QB, Notre Dame (from Balt)
- 1b. Stone, Billy, B, Bradley* (from NYU)
- 1c. SCHRÖEDER, Gene, E, Virginia
2. George, Bill, T, Wake Forest
3. White, Wilford "Whizzer," B, Arizona St.
- 4a. Moser, Bob, C, Pacific
- 4b. Jelley, Tom, E, Miami (FL) (from NYG)
5. Rowland, Brad, B, McMurry
6. Falkenberg, Herb, B, Trinity (TX)
7. Lea, Paul, T, Tulane
8. Mayes, Clair, G, Oklahoma
9. Gregus, Bill, B, Wake Forest
10. Sherrill, J.W., B, Tennessee
11. Hardiman, Tom, B, Georgetown
12. Hairston, Lawrence, T, Nevada-Reno
13. Wright, Charley, B, West Texas St.
14. Woods, Bailey, B, Abilene Christian (TX)
15. Hall, Sid, C, Pacific
16. Volm, Frank, E, Marquette
17. Dufek, Don, B, Michigan
18. Brown, Chuck, G, Illinois
19. Lisak, Ed, B, Oklahoma
20. Smith, Larry, C, South Carolina
21. Higgins, Larry, B, Fordham
22. Hanson, Bob, G, Montana
23. Hlavac, Rene, T, Nebraska-Omaha
24. Dokas, Pete, E, Mansfield
25. Miller, Johnny, B, Northwestern
26. Rogers, Buddy, B, Arkansas
27. Taylor, Jerry, C, Wyoming
28. Campbell, Leon, B, Arkansas*
29. Justice, John, G, Santa Clara
30. Butler, Charley, E, George Washington

* Selected from disbanded Baltimore franchise

1952 (Jan 17)

1. Dooley, Jim, B, Miami (FL)
2. Macon, Eddie, B, Pacific
3. McColl, Bill, E, Stanford
4. Clark, Herman, T, Oregon St.
- 5a. Hoffman, Jack, E, Xavier (OH) (from Pit)
- 5b. Williams, Fred, T, Arkansas
6. Brown, Ed, QB, San Francisco
7. Fortunato, Joe, B, Mississippi St.
- 8a. Bishop, Bill, T, N Texas St. (from Pit)
- 8b. Jurney, Billy, E, Arkansas
9. Cross, Bobby, T, Stephen F. Austin
10. Choice to Green Bay
11. Miller, Bill, B, Wake Forest
12. Kozar, Andy, B, Tennessee
13. Athan, Rich, B, Northwestern
14. Galloway, Gale, C, Baylor
15. Kazmaier, Dick, B, Princeton
16. Spears, Bob, FB, Yale
17. Carroll, John, T, Houston
18. O'Connor, Tommy, QB, Illinois
19. Reidenbach, Ken, T, Drake
20. Lesane, Jimmy, B, Virginia
21. Daffer, Ted, G, Tennessee
22. Gregory, Dick, B, Minnesota
23. Nestor, Paul, T/E, Maryland
24. Munding, Dick, T, Minnesota
25. Stoddard, Bob, T, Utah St.
26. McElroy, Bucky, FB, S. Mississippi
27. Reid, Bob, B, Baylor
28. Scioscia, Karney, FB, Maryland
29. Riggs, Teddy, B, Rice
30. Shemonski, Bob, HB, Maryland

1953 (Jan 22)

1. Anderson, Billy, B, Compton J.C.
2. Bratkowski, Zeke, QB, Missouri
3. Rowekamp, Bill, B, Army, Missouri
4. Koch, Joe, B, Wake Forest
5. Jones, Stan, T, Maryland
- 6a. DeCarlo, Art, B, Georgia
- 6b. Gilbert, Kline, T, Mississippi (from SF)
- 7a. McElroy, Bucky, B, S. Mississippi (from Wash)
- 7b. Bingham, Don, B, Sul Ross
8. Kreamcheck, John, T, William & Mary
9. Ashley, Bruno, T, East Texas St.
10. Moore, Jimmy, B, Florida A&M
- 11a. Slosser, Jim, C, Georgetown
- 11b. Charney, Ralph, B, Kentucky (from Pit)
12. Lawrence, Jim, T, Duke
13. Strickland, Larry, C, N Texas St.
14. Carl, Harland, B, Wisconsin
15. Jecha, Ralph, G, Northwestern
16. Hatley, John, T, Sul Ross
17. Beal, Bob, E, California
18. Shirley, Jim, B, Clemson
19. Byrus, Bill, T, Iowa St.
20. Mahin, Tom, T, Purdue
21. Martin, Wayne, E, TCU
22. Wood, Wayne, T, Memphis St.
23. Mask, Jim, E, Mississippi
24. Hatcher, Paul, C, Arkansas City J.C.
25. Pickard, Clyde, G, Wake Forest
26. Evans, Bob, T, Pennsylvania
27. Wahlin, Marvin, B, Arizona St.
28. Caldwell, Jim, T, Tennessee St.
29. Lewis, Jack, E, Wake Forest
30. Brehany, Bill, QB, Virginia Military

1954 (Jan 28)

1. Wallace, Stan, HB, Illinois
2. Casares, Rick, FB, Florida
3. Meadows, Ed, T, Duke
4. Paterra, Fran, B, Notre Dame
5. Griffin, Bob, G, Furman
6. Hudson, John, G, Rice
7. Cecere, Ralph, B, Villanova
8. Garlington, Tom, T, Arkansas
9. Giel, Paul, B, Minnesota
10. Andrews, D.C., E, Hardin-Simmons
11. Wallin, Ron, B, Minnesota
12. Faragall, Joe, G, Villanova
13. Seaholm, Julius, G, Texas
14. Miller, Ken, FB, Illinois
15. Hill, Harlon, E, N Alabama



All-Time Bear Drafts

- Lindley, Earl, B, Utah St.
- 17 Woodward, Lou, C, Sam Houston St.
- 18 Moore, McNeil, B, Sam Houston St.
- 19 Lum, Jim, T, Louisiana Tech
- 20 Ladd, Jim, E, Bowling Green
- 21 Cleere, Sonny, T, Abilene Christian
- 22 Sumner, Charlie, B, William & Mary
- 23 Lee, Herman, T, Florida A&M
- 24 Jarrett, Bill, B, West Virginia
- 25 Peamster, Tom, E, Florida St.
- 26 Fetrick, Lou, B, Boston U.
- 27 Oniskey, Dick, C, Tenn.-Chattanooga
- 28 Underwood, P.W, G, Mississippi St.
- 29 Beale, Alvin, QB, Trinity (TX)
- 30 Haluska, Jim, B, Wisconsin

1955 (Jan 27-28)

1. Drzewiecki, Ron, HB, Marquette
2. Watkins, Bobby, HB, Ohio St.
3. Choice to Cleveland
4. O'Malley, Joe, E, Georgia
5. Kendall, Leland, T, Oklahoma St.
- 6a. Shannon, Dan, E, Notre Dame (from Wash)
- 6b. Mosely, Henry, HB, Morris Brown
7. Sturgess, Bruce, HB, William & Mary
8. Verkerk, Gene, T, N Texas St.
9. Lavery, Jim, HB, Scranton
10. Allen, John, E, Arizona St.
11. Redfield, Tom, E, Delaware
12. Bratt, Clarence, HB, Wisconsin
13. Cash, Norm, HB, Sul Ross
14. Nickla, Ed, G, Tennessee
15. Smith, J.D., FB, N Carolina A&T
16. Choice to Chicago Cardinals
17. Harrison, Mel, C, Sam Houston St.
18. Roach, Claude, G, TCU
19. Jones, Allen, B, Baylor
20. James, Joe, T, Howard Payne
21. Hall, Choyce, C, MWestern St. (TX)
22. Allison, Carl, B, Oklahoma
23. Barger, Jerry, B, Duke
24. Young, Joe, E, Marquette
25. Dees, Charley, T, Tyler J.C.
26. Jeter, Perry, HB, Cal Poly-SLO
27. Kinley, Joel, G, Tennessee
28. Wright, Charley, E, Prairie View A&M
29. Klein, Dick, T, Iowa
30. Fouts, Jerry, HB, MWestern St. (TX)

1956 (Nov 29, 1955 & Jan 12, 1956)

1. Schriever, Menan, E, Texas
2. Brackett, M.L., T, Auburn
3. Choice to Cleveland
4. Mellekas, John, T, Arizona
5. Galimore, Willie, B, Florida A&M
6. Choice to Cleveland
7. Caroline, J.C., B, Illinois
8. Klawitter, Dick, C, South Dakota St.
9. Vargo, Ken, C, Ohio St.
10. Lucas, Dick, E, Boston College
11. Janbanks, John, E, Arizona St.
12. Cruze, Buddy, E, Tennessee
13. Grogg, Dick, G, Minnesota
14. Graham, Milt, E, Colgate
15. Fitzgerald, Dick, FB, Notre Dame
16. Brown, Ray, B, Florida
17. Adams, Tom, E, UCLA
18. Payton, Earl, B, Prairie View A&M
19. Smith, John, B, UCLA
20. Maxime, Charley, G, Auburn
21. Waddell, Jimmy, B, Compton J.C.
22. Billings, Joe, T, Memphis St.
23. Holt, Lou, E, Howard Payne
24. Castete, Jess, B, McNeese St.
25. Hentschel, Jerry, T, Sam Houston St.
26. Orr, Don, B, Vanderbilt
27. Buchanan, Waylon, E, East Texas St.
28. Alexander, Bob, B, Trinity (CT)
29. Kriemeyer, Billy, B, Vanderbilt
30. Buckler, Jim, G, Alabama

1957 (Nov 27, 1956 & Jan 31, 1957)

1. Leggett, Earl, T, LSU
2. Swink, Jim, B, TCU
3. Knox, Ronnie, QB, UCLA

4. Johnson, Jack, B, Miami (FL)
5. Zucco, Vic, B, Michigan St.
6. Dickinson, Bo, B, S. Mississippi
7. DeLuca, Gerry, T, Mid Tennessee St.
- 8a. Ward, Al, B, Yale (from Pitt)
- 8b. Kilcullen, Bob, T, Texas Tech
9. Brown, Bill, G, Syracuse
10. Murphy, Bill, E/B, Fresno St.
11. Hampton, Roger, B, McNeese St.
12. Sorenson, Larry, T, Utah St.
13. Williams, Don, B, Texas Tech
14. Schmidt, Bob, B, Memphis St.
15. Hosek, Tony, E, West Virginia
16. Heuring, Ed, E, Maryland
17. Heine, Don, E, Murray St.
18. Wharton, Al, G, Maryland
19. Hermens, Lee, B, Marquette
20. Frazier, Al, B, Florida A&M
21. James, Jerry, E, LSU
22. Dalzell, Tom, T, Virginia Tech
23. Peroyea, Don, T, SE Louisiana
24. Lutterback, Ken, B, Oklahoma
25. Ryan, Joe, C, Villanova
26. Harris, Gehrig, B, Grambling
27. Brown, Nick, G, Fresno St.
28. Emerson, Tom, G, Oklahoma
29. Caraway, Donnie, B, Houston
30. Wesley, Sam, B, Oregon St.

1958 (Dec 2, 1957 & Jan 28, 1958)

1. Howley, Chuck, G, West Virginia
2. Deweall, Willard, E, SMU
- 3a. Cooke, Ed, E, Maryland
- 3b. Healy, Don, T, Maryland (from Cleve)
4. Barnes, Erich, B, Purdue
5. Jewett, Bob, E, Michigan St.
6. Douglas, Merrill, B, Utah
7. Bentley, Gene, B, Texas Tech
8. Rutsch, Ed, T, George Washington
9. Anderson, Ralph, E, Cal St.-LA
10. Lewis, Aubrey, B, Notre Dame
11. Cinelli, Rocco, T, Wisconsin
12. Morris, Johnny, HB, Cal-Santa Barbara
13. Choice to New York Giants
14. Melnik, Bill, T, Army
15. Harryman, Jim, B, Compton J.C.
16. Plegler, Ken, T, Capital
17. Eaton, Dick, C, Richmond
18. Dupler, Phil, B, Duke
- 19a. Roehnell, Bill, G, Bradley (from GB)
- 19b. Chancey, Bill, E, West Virginia
20. Rutledge, Les, T, Michigan St.
21. Miller, Bill, T, NM Highlands
22. Carter, Al, B, Tennessee
23. Daw, Ken, B, Sam Houston St.
24. Moon, Russ, T, Virginia Tech
25. Barron, Bob, C, St. Norbert
26. Lyles, Bob, B, Memphis St.
27. Napolski, Ben, E, Northwestern
28. Main, Wilbur, B, Maryland
29. Hakes, Glen, G, New Mexico
30. Halum, Bobby, QB, Mid Tennessee St.

1959 (Dec 2, 1958)

1. Clark, Don, B, Ohio St.
2. Pettibon, Richie, QB, Tulane
3. Johnson, Peter, B, Virginia Military
4. Choice to LA Rams
5. Adams, John, B, Cal St.-Los Angeles
6. Cole, Fred, G, Maryland
7. Tucker, Jim, E, Tenn-Chattanooga (from Phil)
- 8a. Clark, Dick, B, Baylor
- 8b. Smith, Willie, T, Michigan (from NYG)
9. Youmans, Maury, T, Syracuse
10. Coronado, Bobby, E, Pacific
11. Gray, Ed, T, N Texas St.
12. Rowland, Justin, E, TCU
13. Jones, Gene, B, Rice
14. Robb, Joe, T, TCU
15. LeClerc, Roger, C, Trinity (CT)
16. Redding, Don, T, North Carolina
17. Neal, Willie, B, Jackson St.
18. Asbury, Ken, B, Missouri Valley
19. Plain, Chris, T, Stanford

20. Carcaterra, Tony, E, Elon
21. Stone, Donnie, B, Arkansas
22. Rubal, Lennie, B, William & Mary
23. Haller, Bob, T, NW Missouri St.
24. Spain, Bob, T, Baylor
25. Huhn, Tom, C, St. Joseph's (IN)
26. Kunde, Bob, T, Capital
27. Aveni, John, E, Indiana
28. Williams, Bob, E, Notre Dame
29. Southern, Eddie, E, Texas
30. Jackson, Cliff, B, North Carolina Central

1960 (Date unknown; NFL held secret draft to get jump on new AFL)

1. Davis, Roger, G, Syracuse
2. Choice to Washington
3. Meredith, Don, QB, SMU
4. Martin, Billy, B, Minnesota
5. Norman, Dick, QB, Stanford
6. Kovac, Ed, B, Cincinnati
7. Bivins, Charley, B, Morris Brown
8. Manning, Pete, E, Wake Forest
9. Kirk, Ken, C, Mississippi
10. Choice to Pittsburgh
- 11a. Fanning, Stan, T, Idaho (from Phil)
- 11b. Shaw, Glenn, HB, Kentucky
12. Budrewicz, Tom, T, Brown
13. Spada, Bob, E, Duke
14. Sorey, Jim, T, Texas Southern
15. Lashua, Warren, B, Whitworth
16. Farrington, John "Bo," E, Prairie View A&M
17. Hanna, Jim, E, USC
18. King, Claude, B, Houston
19. Roberts, Lloyd, T, Georgia
20. Coia, Angelo, B, USC

1961 (Dec 27-28, 1960)

1. Ditka, Mike, E, Pittsburgh
2. Brown, Bill, B, Illinois
3. Gibson, Claude "Hoot," B, N Carolina St.
4. Ladd, Ernie, T, Grambling
5. Lincoln, Keith, B, Washington St.
6. Fleming, George, B, Washington
7. Pyle, Mike, C, Yale
8. Ryan, Ed, B, Michigan St.
9. Bethune, Bob, B, Mississippi St.
10. Harness, Jason, E, Michigan St.
11. Fowell, Sam, T, South Carolina
12. Dyer, Howard, QB, Virginia Military
13. McLeod, Bob, E, Abilene Christian (TX)
14. Tyrer, Jim, T, Ohio St.
15. Linning, Chuck, T, Miami (FL)
16. Frazier, Wayne, C, Auburn
17. Barfield, Rossie, E, North Carolina Central
18. Finn, John, T, Louisville
19. Charles, Ben, QB, South Carolina
20. Mason, Gordon, B, Tennessee Tech

1962 (Dec 4, 1961)

1. Bull, Ronnie, B, Baylor
- 2a. Brock, Clyde, T, Utah St. (from Pitt)
- 2b. McRae, Bennie, B, Michigan
- 3a. Bates, Jim, E, USC (from Dal)
- 3b. Hull, Bill, E, Wake Forest
4. Cadlie, Jim, T, San Jose St.
- 5a. Burton, Mac, E, San Jose St. (from Wash)
- 5b. Tunnicliff, Bill, FB, Michigan
6. Choice to Philadelphia
7. O'Bradovich, Ed, E, Illinois
- 8a. Reynolds, Ed, T, Tulane
- 8b. Onesti, Larry, C, Northwestern (from NYG)
9. Winston, Kelton, HB, Wiley
10. Weaver, LeRoy, B, Adams St.
11. Robinson, Jerry, HB, Grambling
12. Watts, Bill, T, Miami (FL)
13. Perkowski, Joe, B, Notre Dame
14. Von Sonn, Andy, C, UCLA
15. Martin, Kent, T, Wake Forest
16. Nelson, John, C, Xavier (OH)
17. Glass, Glenn, HB, Tennessee
18. Neck, Tommy, B, LSU
19. Kellum, Bill, T, Tulane
20. Roberts, Jack, T, Ohio St.



All-Time Bear Drafts

1963 (Dec 3, 1962)

- Choice to Los Angeles Rams
- Behrman, Dave, C, Michigan St. (from Pit)
- Barnett, Steve, T, Oregon (from Dal)
- Jeckis, Bob, E, Miami (OH)
- Glueck, Larry, DB, Villanova
- Sanders, Stan, E, Whittier (from SF)
- Mitchell, Charley, WB, Washington (from Pit)
- Choice to Baltimore
- Choice to San Francisco
- Johnson, John, T, Indiana (from Pit)
- Mathieson, Dave, QB, Washington St.
- Underhill, Paul, B, Missouri
- Harmon, Dennis, DB, Southern Illinois
- Day, Monte, T, Fresno St. (from Dal)
- Watson, Dave, LB, Georgia Tech
- Hoerster, Ed, LB, Notre Dame
- Tullis, James, DB, Florida A&M
- Drummond, Dick, B, George Washington
- Szumczyk, John, FB, Trinity (CT)
- Banks, Gordon, B, Fisk
- Dentel, Bob, C/LB, Miami (FL)
- Caylor, Lowell, DB, Miami (OH)
- Sisk, John, B, Miami (FL)
- Slabaugh, Jeff, E, Indiana
- Yaksick, Bob, DB, Rutgers
- Gregory, John, E, Baldwin-Wallace

1964 (Dec 2, 1963)

- Evey, Dick, T, Tennessee
- Choice to Pittsburgh
- Martin, Billy, E, Georgia Tech (from LA Rams)
- Crain, Pat, HB, Clemson (from Pit)
- Banks, Sid, HB, Texas A & I
- Budka, Frank, HB, Notre Dame
- Reilly, Mike, LB, Iowa (from Min)
- Connors, Dan, T, Miami (FL)
- Jones, Jimmy, E, Wisconsin
- Logan, Chuck, E, Northwestern
- Rakestraw, Larry, QB, Georgia
- Wilkinson, Jay, HB, Duke
- Brown, Mike, B, Delaware
- Lieuwenberg, Dick, T, Stanford
- Horton, Bob, FB, Boston U.
- Webb, Cloyd, E, Iowa
- Francisco, Kent, T, UCLA
- Burman, George, T, Northwestern
- Butler, Roderick, HB, Eastern Illinois
- Kasapis, Constantinos, T, Iowa
- Batts, Bob, HB, Texas Southern
- Whitehead, Jim, T, Georgia
- Niglio, Dick, FB, Yale

1965 (Nov 28, 1964)

- Sayers, Gale, HB, Kansas
- Butkus, Dick, LB, Illinois (from Pit)
- DeLong, Steve, T, Tennessee (from Wash)
- Choice to Cleveland
- Choice to Cleveland
- Nance, Jim, FB, Syracuse
- Choice to LA Rams
- Carey, Tony, HB, Notre Dame
- Gordon, Dick, HB, Michigan St.
- Sutton, Mickey, B, Auburn (from Wash)
- Schweda, Brian, T, Kansas
- Ambrusko, Ken, B, Maryland
- Murphy, Dennis, T, Florida
- Corrish, Frank, T, Grambling
- Cox, Steve, T, South Carolina
- Daniels, Dave, T, Florida A&M
- Pivec, Dave, E, Notre Dame
- Robinson, Art, B, Cal St.-Los Angeles
- Pitts, Frank, E, Southern
- LaFramboise, Tom, QB, Louisville
- Schwager, Mike, T, Maryland
- Bobich, Lou, K, Michigan St.
- Kurek, Ralph, FB, Wisconsin

1966 (Nov 27, 1965)

- Rice, George, T, LSU
- Brown, Charlie, DB, Syracuse
- Pickens, Bob, T, Nebraska
- Jackson, Randy, T, Florida (from Pit)
- Buffone, Doug, LB, Louisville
- Choice to Minnesota

- Brewster, Dennis, T, BYU (from Wash)
- McRae, Franklin, DT, Tennessee St.
- Myer, Ron, QB, South Dakota St.
- McFalls, Doug, DB, Georgia
- Greenlee, Fritz, E, Arizona
- Burnett, Bobby, HB, Arkansas
- Owens, Terry, E, Jacksonville St.
- Page, Wayne, DE, Clemson
- Becker, Wayne, T, Montana
- Buckner, Mike, DB, Northwestern
- Kollman, Jim, G, Oregon
- Senkbel, Lynn, LB, Nebraska
- Gentry, Curtis, DB, Maryland-E Shore
- Kines, Charley, T, Michigan
- Haberer, Roger, HB, Eastern Illinois
- Sellers, Goldie, HB, Grambling

1967 (Mar 14)

- Phillips, Loyd, DE, Arkansas
- Jones, Bob, DB, San Diego St.
- Lyle, Gary, HB, George Washington
- Dodd, Al, DB, Northwestern St. (LA)
- Greenlee, Tom, DB, Washington (from LA Rams)
- Alford, Bruce, K, TCU
- Carter, Virgil, QB, BYU
- Kiewald, Doug, G, West Texas St.
- Truitt, John, E, Indiana St.
- Murphy, Roger, E, Northwestern
- Griffin, Jerry, LB, SMU
- Cass, Greg, G, Washington
- Choice to Washington
- Mayo, Earl, HB, Morgan St.
- Green, Bruce, E, Midland Lutheran
- Carstens, Kaye, DB, Nebraska
- Nesbitt, Lynn, G, Wake Forest
- Oakes, Terry, DE, Cal St.-San Francisco
- Rogers, Bill, DB, Weber St.
- Myers, Jack, LB, Western St. (CO)

1968 (Jan 30-31)

- Hull, Mike, RB, USC
- Wallace, Bob, E, Texas-El Paso
- Hazelton, Major, DB, Florida A&M (from AtI)
- Choice to Dallas
- Mass, Wayne, T, Clemson, 99
- Bush, Alan, G, Mississippi (from LA Rams)
- Turner Cecil, FL, Cal Poly-SLO
- Schmedding, Jim, C, Weber St.
- Holman, Willie, DE, South Carolina St.
- Bell, Wayne, RB, Lenoir-Rhyne
- Moore, Sam, T, Mississippi Valley St.
- Davis, Fred, G, Doane
- Coady, Rich, TE, Memphis St.
- Vallez, Emilio, LB, New Mexico
- Dearion, Willie, FL, Prairie View A&M
- Gargus, Harold, DT, New Mexico St.
- Jaeger, Rich, C, Gustavus Adolphus
- Murphy, Jim, K, Utah St.
- Layton, Gene, DE, Colorado St.

1969 (Jan 28-29)

- Mayes, Rufus, T, Ohio St.
- Douglass, Bobby, QB, Kansas St.
- Montgomery, Ross, RB, TCU
- Redmond, Rudy, DB, Pacific
- Winegardner, Jim, TE, Notre Dame
- Nicholson, Bill, DE, Stanford
- Copeland, Ron, FL, UCLA
- Hubbell, Webb, G, Arkansas
- Aluise, Joe, RB, Arizona
- Pearson, Ron, TE/LB, Maryland
- Campbell, Sam, DT, Iowa St.
- Hale, Dave, DE, Ottawa
- Quinn, Tom, DB, Notre Dame
- Ehrig, Ronnie, DB, Texas
- Coble, Bob, P, Kansas St.
- Stydahar, Dave, G, Purdue
- Long, Bob, SE, Texas A&M

1970 (Jan 27-28)

- Choice to Green Bay
- Choice to Dallas
- FARmer, George, WR, UCLA

- Larson, Lynn, T, Kansas St.
- Brupbacher, Ross, LB, Texas A&M (from LA Rams)
- Choice to New Orleans
- Cutburth, Bobby, QB, Oklahoma St.
- Church, Jeff, T, Florida St. (from St. L)
- Choice to Philadelphia
- Stephenson, Dana, DB, Nebraska
- Cole, Linzy, WR, TCU
- Holloway, Glen, G, N Texas St.
- Rose, Ted, TE, N Michigan
- Davis, Butch, DB, Missouri
- Gunn, Jimmy, DB, USC
- Morgan, Jim, WR, Henderson St.
- Abraira, Phil, DB, Florida St.
- Helterbran, Bob, G, N Texas St.
- Brunson, Joe, DT, Furman

1971 (Jan 28-29)

- Moore, Joe, RB, Missouri
- Harrison, Jim, RB, Missouri (from NO)
- Ford, Charles, DB, Houston
- McGee, Tony, DE, Bishop
- Newton, Bob, T, Nebraska (from LA Rams)
- Moore, Jerry, DB, Arkansas
- Choice to San Francisco
- Thomas, Earl, TE, Houston (from Buf)
- Lee, Buddy, QB, LSU
- Ferris, Dennis, RB, Pitt (from LA Rams)
- Weiss, Karl, T, Vanderbilt
- McClain, Lester, WR, Tennessee
- Rowden, Larry, LB, Houston
- Hardy, Cliff, DB, Michigan St.
- Booras, Steve, DE, Mesa J.C.
- Nicholas, Ed, T, N Carolina St.
- Willis, Willie, RB, Arizona
- Maciejowski, Ron, QB, Ohio St.
- Bailey, Sid, DE, Texas-Arlington
- Garganes, Ray, LB, Millersville

1972 (Feb 1-2)

- Antoine, Lionel, T, So. Illinois (from NYG)
- Clemons, Craig, DB, Iowa
- Choice to Philadelphia
- Musso, Johnny, RB, Alabama
- Choice to LA Rams
- Parsons, Bob, TE, Penn St.
- Pifferini, Bob, LB, UCLA (from Cin)
- Choice to Green Bay
- Fassel, Jim, QB, Long Beach St.
- Osborne, Jim, DT, Southern (from Dal.)
- Wirtz, Ralph, WR, N Dakota St.
- Horton, Larry, DE, Iowa
- Turnbull, Jack, C, Oregon St.
- Wimberly, Ed, DB, Jackson St.
- Neill, Doug, RB, Texas A&M
- Rood, Jay, T, S. Dakota-S'field
- Brown, Bob, WR, Rice
- Lawson, Roger, RB, W Michigan
- McKinney, Bill, LB, West Texas St.
- Dickinson, LeVerne, DB, Southern

1973 (Jan 30-31)

- Chambers, Wally, DE, Eastern Kentucky
- Huff, Gary, QB, Florida St.
- Hrvnac, Gary, DT, Purdue (from Dal)
- Choice to Detroit
- Choice to Baltimore
- Ellis, Allan, DB, UCLA (from Phil)
- Choice to San Francisco
- Creaney, Mike, C, Notre Dame
- Choice to LA Rams
- Graham, Conrad, DB, Tennessee
- Deutsch, Mike, RB, N Dakota
- Barry, Bill, WR, Mississippi
- Seigler, Ed, K, Clemson
- Griffin, Mike, G, Arkansas
- Cieszkowski, John, RB, Notre Dame
- Juenger, Dave, WR, Ohio U.
- Rives, Don, LB, Texas Tech
- Hart, Bill, C, Michigan
- Roach, Larry, DB, Oklahoma



All-Time Bear Drafts

1974 (Jan 29-30)

- 1a. Bryant, Waymond, LB, Tennessee St.
- 1b. Gallagher, Dave, DL, Michigan (from Wash)
2. Choice to New England
- 3a. Wheeler, Wayne, WR, Alabama (from SD)
- 3b. Horton, Greg, G/T, Colorado
- 3c. Taylor, Cliff, RB, Memphis St. (from NE)
4. Choice to Pittsburgh
5. Choice to Philadelphia
6. Choice to Green Bay
7. Ettinger, Jack, WR, Arkansas
- 8a. Chadwick, Alan, QB, East Tenn St.
- 8b. Grandberry, Ken, RB, Washington (from NE)
9. Choice to Miami
10. Choice to Cleveland
11. Hodgins, Norm, DB, LSU
12. Sevy, Jeff, DT, California
13. Barnes, Joe, QB, Texas Tech
14. Vellano, Paul, DT, Maryland
15. Alexander, Oliver, TE, Grambling
16. Geist, Randy, QB, Colorado
17. Holland, Craig, QB, Texas-Arlington

1975 (Jan 28-29)

1. Payton, Walter, RB, Jackson St.
2. Hartenstine, Mike, DE, Penn St.
3. Choice to Baltimore
4. Livers, Virgil, DB, W Kentucky
- 5a. Choice to Washington
- 5b. Sorey, Revie, G, Illinois (from NO)
- 6a. Avellini, Bob, QB, Maryland
- 6b. Hicks, Tom, LB, Illinois (from LA Rams)
- 7a. Choice to Baltimore
- 7b. Douthitt, Earl, DB, Iowa (from Wash)
- 8a. Choice to Baltimore through Denver
- 8b. Harris, Joe, LB, Georgia Tech (from NE)
9. Stillwell, Roger, DT, Stanford
- 10a. Choice to Miami
- 10b. Julius, Mike, G, St. Thomas (MN) (from LA Rams)
11. Dean, Mike, K, Texas
12. Plank, Doug, DB, Ohio St.
13. McDaniel, Charles, RB, Louisiana Tech
14. Hartfield, Walter, RB, SW Texas St.
15. Marcantonio, Steve, WR, Miami (FL)
16. Beckman, Witt, WR, Miami (FL)
17. Harper, Roland, RB, Louisiana Tech

1976 (Apr 8-9)

- 1a. Lick, Dennis, T, Wisconsin (from GB)
- 1b. Choice to Detroit
2. Choice to Pittsburgh
- 3a. Baschnagel, Brian, WR, Ohio St. (from NE)
- 3b. Choice to Detroit
- 4a. Sciarra, John, DB, UCLA
- 4b. Rhodes, Wayne, DB, Alabama (from Det)
5. Choice to Baltimore
- 6a. Jiggetts, Dan, T, Harvard (from Clev)
- 6b. Choice forfeited
7. Muckenstrum, Jerry, LB, Arkansas St.
8. Choice to Oakland
9. Choice to Philadelphia
10. Choice to Washington
11. Andersen, Norm, WR, UCLA
12. O'Leary, John, RB, Nebraska
13. Kasowski, Dale, RB, N Dakota
14. Cui, Ron, RB, Oregon St.
15. Meyers, Jerry, DT, N Illinois
16. Parker, Ronald, TE, TCU
17. Malham, Mike, LB, Arkansas St.

1977 (May 3-4)

1. Albrecht, Ted, T, California
2. Spivey, Mike, DB, Colorado
- 3a. Earl, Robin, RB, Washington (from NYG)
- 3b. Choice to Miami
4. Choice to Pittsburgh
5. Choice to Oakland
- 6a. Evans, Vince, QB, USC (from TB)
- 6b. Choice to Philadelphia
7. Butler, Gerald, WR, Nicholls St.
8. Choice to New York Jets
9. Buonamici, Nick, DT, Ohio St.
10. Breckner, Dennis, DE, Miami (FL)

11. Zelencik, Connie, C, Purdue
12. Irvin, Terry, DB, Jackson St.

1978 (May 2-3)

1. Choice to LA Rams
2. Choice to San Francisco
3. Shearer, Brad, DT, Texas
4. Choice to Kansas City
5. Choice to Cincinnati
- 6a. Skibinski, John, RB, Purdue (from KC)
- 6b. Jeremia, Mekell, DE, BYU
7. Jones, Herman, WR, Ohio St.
8. Freitas, George, TE, California
9. Martin, Mike, LB, Kentucky
10. Zambiasi, Ben, LB, Georgia
11. Underwood, Walt, DE, USC
12. Sibley, Lew, LB, LSU

1979 (May 3-4)

- 1a. Hampton, Dan, DT, Arkansas (from TB)
- 1b. Harris, Al, DE, Arizona St.
2. Watts, Rickey, WR, Tulsa
3. McClendon, Willie, RB, Georgia
4. Choice to Cincinnati
5. Choice to Dallas
6. Sullivan, John, LB, Illinois
7. Kunz, Lee, LB, Nebraska
8. Moss, Rick, DB, Purdue
9. Heavens, Jerome, RB, Notre Dame
10. Restic, Joe, DB, Notre Dame
11. Wright, Bob, T, Cincinnati
12. Becker, Dave, DB, Iowa

1980 (Apr 29-30)

1. Wilson, Otis, LB, Louisville
2. Suhey, Matt, RB, Penn St.
3. Choice to Dallas
4. Thompson, Arland, G, Baylor
5. Tabor, Paul, C, Oklahoma
6. Guess, Mike, DB, Ohio St.
7. Tolbert, Emanuel, WR, SMU
8. Clark, Randy, G, N Illinois
9. Schonert, Turk, QB, Stanford
10. Stephens, Willie, DB, Texas Tech
11. Judge, Chris, DB, TCU
12. Fisher, Robert, TE, SMU

1981 (Apr 28-29)

1. Van Horne, Keith, T, USC
- 2a. Singletary, Mike, LB, Baylor (from SF)
- 2b. Choice to San Francisco
3. Margerum, Ken, WR, Stanford
4. Bell, Todd, DB, Ohio St.
5. Choice to San Francisco
6. Henderson, Reuben, DB, San Diego St.
7. Fisher, Jeff, DB, USC
8. Zettek, Scott, DT, Notre Dame
9. Ditta, Frank, G, Baylor
10. Clifford, Tim, QB, Indiana
11. Johnson, Lonnie, RB, Indiana
12. Shupryt, Bob, LB, New Mexico

1982 (Apr 27-28)

1. McMahon, Jim, QB, BYU
2. Choice to Tampa Bay
3. Wrightman, Tim, TE, UCLA
4. Gentry, Dennis, RB, Baylor
- 5a. Hartnett, Perry, G, SMU
- 5b. Tabron, Dennis, DB, Duke (from SD)
6. Becker, Kurt, G, Michigan
7. Waechter, Henry, DT, Nebraska
8. Doerger, Jerry, T, Wisconsin
9. Hatchett, Mike, DB, Texas
10. Turner, Joe, DB, USC
11. Boliaux, Gary, LB, Wisconsin
12. Young, Ricky, LB, Oklahoma St.

1983 (Apr 26-27)

- 1a. Covert, Jim, T, Pittsburgh
- 1b. Gault, Willie, WR, Tennessee (from TB)
2. Richardson, Mike, DB, Arizona St.
3. Duerson, Dave, DB, Notre Dame
- 4a. Thayer, Tom, C, Notre Dame
- 4b. Dunsmore, Pat, TE, Drake (from SD)
5. Choice to New England

6. Choice to Cleveland
7. Choice to Cleveland
- 8a. Dent, Richard, DE, Tennessee St.
- 8b. Bortz, Mark, DT, Iowa (from SD)
- 9a. Fada, Rob, G, Pittsburgh
- 9b. Zvaghin, Mark, LB, Notre Dame (from Clev)
10. Hutchison, Anthony, RB, Texas Tech
11. Worthly, Gary, RB, Wilmington
- 12a. Williams, Oliver, WR, Illinois (from SF)
- 12b. Choice to San Diego

1984 (May 1-2)

1. Marshall, Wilber, LB, Florida
2. Rivera, Ron, LB, California
3. Humphries, Stefan, G, Michigan
4. Andrews, Tom, G, Louisville
5. Choice to Washington
6. Choice to Dallas
7. Robertson, Nakita, RB, Cent. Ark
8. Anderson, Brad, WR, Arizona
- 9a. Choice to San Francisco
- 9b. Casale, Mark, QB, Montclair St. (from Clev)
- 10a. Vestman, Kurt, TE, Idaho
- 10b. Gayle, Shaun, DB, Ohio St. (from Clev)
- 11a. Choice to LA Rams
- 11b. Butkus, Mark, DT, Illinois (from Clev)
- 12a. Choice to Miami
- 12b. Jordan, Donald, RB, Houston (from Clev)

1985 (Apr 30 - May 1)

1. Perry, William, DT, Clemson
2. Phillips, Reggie, DB, SMU
3. Maness, James, WR, TCU
4. Butler, Kevin, K, Georgia
5. Choice to New York Jets
6. Choice to LA Rams
7. Bennett, Charles, DE, SW Louisiana
8. Buxton, Steve, T, Indiana St.
9. Sanders, Thomas, RB, Texas A&M
10. Coryatt, Pat, DT, Baylor
11. Morrissey, Jim, LB, Michigan St.
12. Choice to San Diego

1986 (Apr 29-30)

1. Anderson, Neal, RB, Florida
2. Jackson, Vestee, DB, Washington
3. Williams, David, WR, Illinois
4. Blair, Paul, T, Oklahoma St.
5. Barnes, Lew, WR, Oregon
6. Powell, Jeff, RB, Tennessee
7. Jones, Bruce, DB, N Alabama
8. Douglass, Maurice, DB, Kentucky
9. Teltschik, John, P, Texas
10. Hundley, Barton, DB, Kansas St.
11. Kozlowski, Glen, WR, BYU
12. Choice to San Diego

1987 (Apr 28-29)

1. Harbaugh, Jim, QB, Michigan
2. Morris, Ron, WR, SMU
3. Choice to Cleveland through LA Rams for Doug Flutie
- 4a. Smith, Sean, DE, Grambling (from LA Rams)
- 4b. Choice to L.A. Raiders
- 5a. Bryan, Steve, DE, Oklahoma (from Hou)
- 5b. Johnson, Will, LB/DE, NE Louisiana
- 6a. Adicks, John, C, Baylor (From LA Raiders)
- 6b. Choice to LA Rams
7. Harris, Archie, T, William & Mary
8. Migliazzo, Paul, LB, Oklahoma
9. Heimuli, Lakei, FB, BYU
10. Chapura, Dick, DT, Missouri
11. Jessie, Tim, RB, Auburn
12. Jeffries, Eric, DB, Texas

1988 (Apr 24-25)

- 1a. Muster, Brad, FB, Stanford
- 1b. Davis, Wendell, WR, LSU (from Wash. for Wilber Marshall)
2. Jones, Dante, LB, Oklahoma
3. Jarvis, Ralph, DE, Temple
4. Thornton, Jim, TE, Cal. St.-Fullerton
5. Johnson, Troy, LB, Oklahoma
6. Stinson, Lemuel, CB, Texas Tech
7. Rentie, Caesar, T, Oklahoma



All-Time Bear Drafts

- 8a. Tate, David, S. Colorado (from NE for Doug Flutie)
- 8b. Reed, Harvey, RB, Howard Univ.
- 9. Magee, Rogie, WR, LSU
- 10. Porter, Joel, T, Baylor
- 11. Forch, Steve, LB, Nebraska
- 12. Clark, Greg, LB, Arizona St.

1989 (Apr 23-24)

- 1a. WOOLFORD, Donnell, DB, Clemson (from LA Raiders for Willie Gault)
- 1b. ARMSTRONG, Trace, DE, Florida (from Wash. for Wilber Marshall)
- 1c. (To Miami for Dolphins' 2nd and 3rd-round picks)
- 2a. ROPER, John, LB, Texas A&M (from Miami for Bears' first-round pick)
- 2b. ZAWATSON, Dave, T, California
- 3a. FONTENOT, Jerry, C, Texas A&M (from Miami for Bears' first-round pick)
- 3b. Choice to Philadelphia
- 4a. PAUL, Markus, S, Syracuse (from LARaiders for Bears' fourth- & sixth-round picks)
- 4b. Choice to Washington through LA Raiders
- 5a. GREEN, Mark*, RB, Notre Dame
- 5b. GILBERT, Greg, LB, Alabama
- 6. Choice to LA Raid with Bears' fourth for Raiders' fourth.
- 7a. BROTHERS, Richard*, S, Arkansas
- 7b. SNYDER, Brent, QB, Utah St.
- 8a. WOODS, Tony*, DT, Oklahoma
- 8b. DYKO, Chris, T, Washington St.
- 9a. HARPER, LaSalle*, LB, Arkansas
- 9b. SANDERS, Byron, RB, Northwestern
- 10a. MILLIKAN, Todd*, TE, Nebraska
- 10b. SIMPSON, John, WR, Baylor
- 11a. NELMS, Joe*, DT, California
- 11b. STREETER, George, S, Notre Dame
- 12a. WEYGAND, Freddy*, WR, Auburn
- 12b. PHILLIPS, Anthony, G, Oklahoma
* from Phil. for Bears' third-round pick

1990 (Apr 22-23)

- 1. CARRIER, Mark, S, USC
- 2a. WASHINGTON, Fred, DT, TCU
- 2b. COX, Ron, LB, Fresno St. (from SD in McMahon trade)
- 3a. RYAN, Tim, DT, USC
- 3b. WILLIS, Peter Tom, QB, Florida St. (from Raiders in Willie Gault trade)
- 4. MOSS, Tony, WR, LSU
- 5. CHAFFEY, Pat, FB, Oregon St.
- 6. MANGUM, John, DB, Alabama
- 7a. Choice to LA Raiders
- 7b. ANDERSON, Bill, C, Iowa (from Raiders for Bears' seventh-round pick)
- 8. ROUSE, James, RB, Arkansas
- 9. BAILEY, Johnny, RB, Texas A & I
- 10. PRICE, Terry, DT, Texas A & M
- 11a. WHITE, Brent, DE, Michigan
- 11b. MATUSZ, Roman, T, Pittsburgh (from Raiders for Bears' seventh-round pick)
- 12. COONEY, Anthony, DB, Arkansas

1991 (Apr 21-22)

- 1. THOMAS, Stan, T, Texas
- 2. ZORICH, Chris, DT, Notre Dame
- 3. GARDOCKI, Chris, P/K, Clemson
- 4. JOHNSON, Joe, CB, NC State
- 5. MORGAN, Anthony, WR, Tennessee
- 6. LEWIS, Darren, RB, Texas A & M
- 7. JUSTIN, Paul, QB, Arizona State
- 8. HORTON, Larry, DB, Texas A & M
- 9. STONEBREAKER, Michael, LB, Notre Dame
- 10. BACKES, Tom, DE, Oklahoma
- 11. LONG, Stacy, G, Clemson
- 12. COOK, John, DT, Washington

1992 (Apr 26-27)

- 1. SPELLMAN, Alonzo, DT, Ohio State
- 2. AUZENNE, Troy, T, California
- 3. LINCOLN, Jeremy, CB, Tennessee
- 4. FURRER, Will, QB, Virginia Tech
- 5. HARRISON, Todd, TE, N. Carolina State
- 6. BERRY, Mark, DB, Texas
- 7. BROWN III, John, WR, Houston
- 8. (Traded to NYJ on 8/18/91 for Ron Mattes)
- 9. JURKOVIC, Mirko, G, Notre Dame
- 10. FISHER, Nikki, FB, Virginia
- 11. AGE, Louis, T, SW Louisiana
- 12. WILSON, Chris, LB, Oklahoma

1993 (Apr 25-26)

- 1. CONWAY, Curtis, WR/KR, USC
- 2. SIMPSON, Carl, DT, Florida State
- 3. GEDNEY, Chris, TE, Syracuse
- 4a. Choice to Indianapolis
- 4b. PERRY, Todd, G, Kentucky (from Clev. in Jay Hilgenberg trade)
- 4c. BAKER, Myron, LB, Louisiana Tech (from Ind. with 6th-round for Bears' 4th-round)
- 4d. FONTENOT, Al, DE, Baylor (from GB for Bears' 5th, and 6th from Ind.)
- 5. (Traded with 6th-round pick to GB for 4th-round)
- 6. HOFFMANN, Dave, MLB, Washington
- 7. JOHNSON, Keshon, CB, Arizona
- 8. (To Seattle for restricted free agent Joe Cain)

1994 (Apr 24-25)

- 1. THIERRY, John, DE, Alcorn State
- 2. SPEARS, Marcus, T, Northwestern State (LA)
- 3. FLANIGAN, Jim, DT, Notre Dame
- 4. HARRIS, Raymond, FB, Ohio State
- 5. (from Dallas on 8/17/93 with V. Smith and Minter for Roper, Blackwell, and Paul, traded to Pittsburgh 10/19/93 for Tim Worley)
- 6. HILL, Lloyd, WR, Texas Tech
- 7. COLLIER, Dennis, S, Colorado

1995 (Apr 22-23)

- 1. SALAAM, Rashaan, RB, Colorado
- 2. RILEY, Pat, DL, Miami (FL)
- 2b. SAUERBRUN, Todd, P/KO, West Virginia (from Dolphins on 4/4/95 for Trace Armstrong)
- 3a. HARRIS, Sean, LB, Arizona
- 3b. PILGRIM, Evan, G, BYU (from Dolphins for Trace Armstrong)
- 4. JACKSON, Jack, WR, Florida
- 5. (To Pittsburgh on 4/29/94 in exchange for Jeff Graham)
- 6a. GALE, Kenny, CB, Wisconsin
- 6b. REEVES, Carl, DE, NC State (from Dallas with V. Smith and Minter for Roper, Blackwell, and Paul)
- 7. COX, Jamal, LB, Georgia Tech

1996 (Apr 20-21)

- 1. HARRIS, Walt, CB, Mississippi State (Bears swapped first-round picks with St. Louis — 18th for 13th overall — and gave Rams 3rd- & 6th-rounders)
- 2. ENGRAM, Bobby, WR, Penn State
- 3. (Traded to STL with Bears' first- and sixth-round picks)
- 4. GRASMANIS, Paul, DT, Notre Dame
- 5. VILLARRIAL, Chris, C/G, Indiana (PA)
- 6a. CLARK, Jon, T Temple
- 6b. (Traded to STL with Bears' first- and third-round picks — Bears originally got pick from Dal. in Jim Schwartz trade 8-28-94)
- 7a. KEYES, Marcus, DT, North Alabama
- 7b. HICKS, Michael, RB, South Carolina State (Compensatory pick)

1997 (Apr 19-20)

- 1. (To Seattle for QB Rick Mirer and 1997 4th round pick)
- 2. ALLRED, John, TE, USC (From St. Louis for 1997 2nd and 6th rd. picks)
- 3. SAPP, Bob, G, Washington
- 4a. AUTRY, Darnell, RB, Northwestern (From Seattle in Mirer trade)
- 4b. ROBINSON, Marcus, WR, South Carolina
- 5. HILES, Van, S, Kentucky
- 6a. (To St. Louis in 1997 2nd round pick swap)
- 6b. SWAYDA, Shawn, DE, Arizona State (Compensatory pick)
- 6c. PARKER, Ricky, S, San Diego State (Compensatory pick)
- 6d. HOGANS, Richard, LB, Memphis (Compensatory pick)
- 7a. MIANO, Mike, DT, Southwest Missouri State
- 7b. THOMAS, Marvin, DE, Memphis (Compensatory pick)

1998 (Apr 18-19)

- 1. ENIS, Curtis, RB, Penn State
- 2. PARRISH, Tony, S, Washington
- 3. KREUTZ, Olin, C-G, Washington
- 4. MAYES, Alonzo, TE, Oklahoma State
- 5. (Pick traded to Kansas City for WR Chris Penn)
- 6a. DRAFT, Chris, LB, Stanford
- 6b. MANNELLY, Patrick, T, Duke (Compensatory pick)
- 7a. (Pick traded to Jacksonville for OL Jimmy Herndon)
- 7b. OVERHAUSER, Chad, G, UCLA (Pick from SF for LB Anthony Peterson)
- 7c. MORENO, Moses, QB, Colorado State (Compensatory pick)

See page 109 for a list of the Bears' 1999 draft picks, and pages 110-123 for bios on the current rookie class.



Jersey Numbers

This is a list of the jersey numbers and the players who wore them in the regular season (not pre-season or training camp!). The Bears are trying to update this to represent the years they wore the number (as opposed to the years they played with the Bears). If you have information, please write to: Bears PR, 1000 Football Drive, Lake Forest, IL 60045. Special thanks to Dallas Himm and Bob Wolf who helped compile this list.

1

- Jim Conzelman (1920)
- Jake Lanum (1920-24)
- Oscar Johnson (1924)
- Paddy Driscoll (1926-29)
- Lee Artoe (1945)
- Jeff Jaeger (1996-__)

2

- Ed Sternaman (1920-27)
- Joe LeFleur (1922-25)
- Ralph King (1925)
- Link Lyman (1926-1934)
- Dick Nesbitt (1930-33)
- Bill Pollock (1935-36)
- Gary Famiglietti (1938-45)
- Doug Flutie (1986)
- Will Furrer (1992)
- Mike Horan (1998)

3

- Robert Koehler (1920-21)
- Clifford Ashburn (1930)
- Bronko Nagurski (1930-43)
- Albert Johnson (1938)
- Lewis Hamity (1941)
- Dante Magnani (1943, 46, 49)
- Jim Fordham (1944-45)
- Eddie Allen (1947)
- Wally Dryer (1949)

RETIRED FOR NAGURSKI

4

- Pard Pearce (1920-22)
- Johnny Bryan (1922-25)
- Joe Sternaman (1922-29)
- Keith Molesworth (1931-38)
- Reino Nori (1938)
- Henry Clarke (1940-43)
- Dante Magnani (1943; '46; '49)
- F. Maznicki (1942)
- Tip Mooney (1944-46)
- Nick Sacrinty (1947)
- John Roveto (1982)
- Steve Fuller (1984-86)
- Jim Harbaugh (1987-93)
- Steve Walsh (1994-95)
- Moses Moreno (1998-__)

5

- Charley Dressen (1920)
- Ken Huffine (1921)
- Carl Hanke (1922)
- George Bolan (1921-24)
- Laurie Walquist (1922-31)

- Bill Buckler (1926-31)
- George Corbett (1932-38)
- Anton Stolfa (1939)
- Robert MacLeod (1939-40)
- George McAfee (1940-50)
- Billy Stone (1951-54)

RETIRED FOR McAFEE

6

- Sid Geptford (1920)
- Jim Kendricks (1924)
- Hec Garvey (1922-25)
- Bill Senn (1926-31)
- Bernie Leahy (1932)
- Gene Ronzani (1933-40)
- John Siegal (1939-43)
- Don Kindt (1947-56)
- Hans Nielsen (1981)
- Kevin Butler (1985-95)

7

- George Halas (1920-29)
- Joseph Lintzenich (1930-31)
- John Sisk (1932-36)
- Ernest Rentner (1936-37)
- John Oelerich (1938)
- Edgar Manske (1938-40)
- Bill Geyer (1942)
- Ed Sprinkle (1944-55)
- John Huarte (1972)
- Bob Avellini (1975-84)

RETIRED FOR HALAS

8

- Leo Johnson (1920)
- Pete Stinchcomb (1921-22)
- Johnny Bryan (1922-25)
- Roy White (1923-27)
- Carl Brumbaugh (1930-37)
- Al Moore (1932)
- George Grosvenor (1935-36)
- Charles Heileman (1939)
- Hugh Gallarneau (1941-45)
- Dante Magnani (1943; 1946; 1949)
- Bill Glenn (1944-45)
- James Canady (1948-49)
- Vince Evans (1977-83)
- Maury Buford (1985-89)
- Mike Hohensee (1987)
- Carlos Huerta (1996)

9

- Johnny Bryan (1922-25)
- Roy White (1923-27)
- Clifford Lemon (1926)
- Walter Holmer (1929-30)
- Paul Franklin (1930-34)
- John Bettridge (1937)
- Ray Buivid (1937-38)
- Bill Osmanski (1939-45)
- Dick Flanagan (1948-49)
- Bob Williams (1951-53)
- William Wade (1961-66)
- John Roveto (1981)
- Jim McMahon (1982-88)
- Shane Matthews (1993-96)

10

- Burt Ingwerson (1920-21)
- Gus Fetz (1923)
- Oscar Johnson (1924)
- Milton Romney (1925-29)
- Leland Eines (1929)
- Leo Jensvold (1931)
- Jack Manders (1933-40)
- Arthur Buss (1934-35)
- John Petty (1942)
- Noah Mullins (1946-49)
- Al Campana (1950-53)
- Tom O'Connell (1953)
- Rudy Bukich (1963-68)
- Bobby Douglass (1969-76)
- John Duvic (1987)
- Peter Tom Willis (1990-93)
- Anthony Brooks (1993-94)
- Mark Butterfield (1996)

11

- Andy Feichtinger (1920-21)
- Oscar Knop (1923-28)
- Leland Eines (1929)
- Lennon Blackman (1930)
- Link Lyman (1926-34)
- Harold Ely (1932)
- John Doehring (1932-37)
- Clifford Hansen (1933)
- Arthur Buss (1934-35)
- Joe Maniaci (1938-42)
- Frank Morris (1942)
- Bill Geyer (1943, 46)
- Russ Reader (1947)
- Fred Evans (1948)
- Julie Rykovich (1949-51)
- Jim Haluska (1956)
- Jack Concannon (1967-71)
- Virgil Carter (1968-71)
- Greg Landry (1984)
- Kevin Brown (1987)

12

- Jerry Jones (1920-21)
- Lou Usher (1920)
- Abe Yourist (1923)
- Link Lyman (1926-34)
- John Ryan (1929)
- Frank Sullivan (1935-39)
- Anton Stolfa (1939)
- Harold Lahar (1941-43)
- Jim Benton (1943)
- Abe Croft (1944-45)
- Walter Lamb (1946)
- Steve Romanik (1950-53)
- Zeke Bratkowski (1954-59)
- Dick Norman (1961-62)
- Larry Rakestraw (1964-67)
- Rusty Lisch (1984)
- Steve Bradley (1987)
- Erik Kramer (1994-__)

13

- Guy Chamberlin (1920-21)
- George Trafton (1920-32)
- Joe Stydhar (1936-46)
- Monte Merkel (1942-43)

RETIRED NUMBERS

The Bears have retired 13 jersey numbers, most in the NFL and tied with baseball's New York Yankees. Both clubs are short of the NBA's Boston Celtics' 20 retired numbers.

3	Bronko Nagurski, RB-T
5	George McAfee, RB
7	George Halas, E
28	Willie Galimore, RB
34	Walter Payton, RB
40	Gale Sayers, RB
41	Brian Piccolo, RB

42	Sid Luckman, QB
51	Dick Burkus, LB
56	Bill Hewitt, E
61	Bill George, LB
66	Clyde "Bulldog" Turner, C
77	Harold "Red" Grange, RB

21
Hugh Blacklock (1920-25)
Verne Mullen (1923-25)
Dick Sturridge (1928-29)
Daniel McMullen (1930-31)

James Allen (1998-
Corey Dowden (1997)
Mark Carrier (1990-96)
Thomas Sanders (1985-89)
Kevin Potter (1983-84)
Fred Henderson (1981-82)
Mike Adamie (1975-76)
Joe Taylor (1967-74)
Bobby Jackson (1961)
Justin Rowland (1960)
Pete Johnson (1959)
Ray Gene Smith (1954-47)
Jim Keane (1946-51)
Fred Munde (1943-45)
James Logan (1942-43)
Bob Nowaskey (1940-42)
Fred Deher (1938)
Zuck Carlson (1929-36)
Ted Drews (1928)
Paddy Driscoll (1926-29)
Jack Mintun (1921-22)

20
Ray Stachowicz (1983)
Gary Huff (1973-76)
Harper Davis (1950)
Don Perkins (1945-46)
Peter Perez (1945)
Dominic Stigillo (1943-44)
Nick Kenasotis (1942-44)
Bill Hempel (1942)
Phil Martinovich (1940)
John Siegal (1939-43)
Lou Gordon (1938)
Ed Kawai (1931-36)
Dick Shahman (1933)
Charles Tackwell (1931-33)
Eugene Smith (1930)
Lemon Blackman (1930)
Earl Evans (1926-29)
Frank Haney (1922-26)
George Bolan (1921-24)
Walter "Red" May (1920)
Chester May (1920)

19
Steve Stensstrom (1995-98)

18
JL Shank (1920)
Heartley Anderson (1922-27)
Ed Anderson (1923)
Richard Murry (1924)
Don Murry (1924-31)
Edward Michaels (1935)
Jim Mooney (1935)
Joe Snydner (1936-46)
Edgar Manske (1937)
Adolph Kessel (1942)
Joe Osanski (1946-49)
Fred Negus (1950)
Ron Knox (1957)
Jerry Moore (1971-72)
Mike Tomczak (1985-90)

17
Tom Barnhardt (1987)
Sean Payton (1987)
Chris Gardocki (1992-94)
Dave Krieg (1996)
Pete Gudaszkas (1943-44)
Bob Snyder (1939-43)
Joe Zeller (1938)
Jim Pederson (1932)
Milton Fump (1930)
Everett Nelson (1929)
George Lyon (1929)
Elmer Wynne (1928)
Fred Larson (1922)
Ralph Scott (1921-25)
Ross Petty (1920)
Frank Don Paulley (1930)
Lloyd Burdick (1931-32)
Fred Crawford (1934-35)
Dick Plasman (1937-41; 44)
Chuck Druis (1942)
George Zorich (1944-46)
Ed Cifers (1947-48)
Wayne Hansen (1950-59)
Willie Throver (1953)
Ken Gorgal (1955-56)
Rudy Bukich (1958-59; 62)
Buddy Lee (1971)
Ben Bennett (1988)

16
John Polisky (1929)
William Buckler (1926-31)
Ed Healey (1922-27)
Russell Smith (1921-23)
Randolph Young (1920)
Ryan Wagner (1987-88)
Dave Finzer (1984)
Mike Phipps (1977-81)
Mirro Roder (1973-74)
Virgil Carter (1968-71)
Ed Brown (1954-61)
Curley Morrison (1950-53)
Mike Holovak (1947-48)
Forest Masteron (1945)
Al Matuza (1941-45)
Henry Hammond (1937)
William Buckler (1926-31)
Bill Fleckenstein (1925-30)
Verne Mullen (1923-25)
Pat Flaherty (1923)
Harry Englund (1920-23)
Walter Veach (1920)
Jim Conzelman (1920)

15
Jim Conzelman (1920)
Walter Veach (1920)
Harry Englund (1920-23)
Pat Flaherty (1923)
Verne Mullen (1923-25)
Bill Fleckenstein (1925-30)
Chris Gardocki (1992-94)
Dave Krieg (1996)
Pete Gudaszkas (1943-44)
Bob Snyder (1939-43)
Joe Zeller (1938)
Jim Pederson (1932)
Milton Fump (1930)
Everett Nelson (1929)
George Lyon (1929)
Elmer Wynne (1928)
Fred Larson (1922)
Ralph Scott (1921-25)
Ross Petty (1920)
Frank Don Paulley (1930)
Lloyd Burdick (1931-32)
Fred Crawford (1934-35)
Dick Plasman (1937-41; 44)
Chuck Druis (1942)
George Zorich (1944-46)
Ed Cifers (1947-48)
Wayne Hansen (1950-59)
Willie Throver (1953)
Ken Gorgal (1955-56)
Rudy Bukich (1958-59; 62)
Buddy Lee (1971)
Ben Bennett (1988)

14
Katie MacWhorter (1920)
JR Taylor (1921-22)
Fred Larson (1922)
Link Lyman (1926-34)
Harold Cunningham (1929)
Frank Don Paulley (1930)
Lloyd Burdick (1931-32)
Fred Crawford (1934-35)
Dick Plasman (1937-41; 44)
Chuck Druis (1942)
George Zorich (1944-46)
Ed Cifers (1947-48)
Wayne Hansen (1950-59)
Willie Throver (1953)
Ken Gorgal (1955-56)
Rudy Bukich (1958-59; 62)
Buddy Lee (1971)
Ben Bennett (1988)

13
Jack Sweeney (1944)
Frank Ramsey (1945)
Bob Snyder (1945)
Thurman Garrett (1947-48)
Jack Dugger (1949)
Rick Mirer (1997)





Jersey Numbers

Paul Engebretsen (1932)
Wayland Becker (1934)
Dan Fortmann (1936-43)
Chuck Drulis (1945-50)
Bunny Figner (1953)
Ron Drzewiecki (1955-56)
Perry Jeter (1956-57)
John Arnett (1964-66)
Cecil Turner (1968-73)
Dave Gagnon (1974)
Nemiah Wilson (1975)
Leslie Frazier (1981-85)
Eddie Phillips (1987)
Donnell Woolford (1989-1996)
Darnell Atry (1997)
Terry Cousin (1998-__)

22

Roy Adkins (1920-21)
Jim McMillen (1924-29)
Paul Schuette (1930-32)
William Karr (1933-38)
Saul Sherman (1939-40)
Norm Standlee (1941)
Lloyd Reese (1946)
Ed Ecker (1947)
Bobby Layne (1948)
George Blanca (1949-58)
SJ Whitman (1953-54)
Jesse Castete (1956)
Billy Martin (1962-64)
Bill Martin (1964-65)
Charley Brown (1966-67)
Ross Montgomery (1969-70)
Cyril Pinder (1971)
Clifton Taylor (1974)
Johnny Musso (1975-77)
Dave Williams (1979-81)
Dave Duerson (1983-88)
Johnny Bailey (1990-91)
Robert Green (1993-96)
Ronnie Harmon (1997)

23

Guy Chamberlain (1920-21)
Roy White (1923-27)
Ernie Vick (1925-27)
Ralph Maillard (1929)
Lyle Drury (1930-31)
Gilbert Bergerson (1932-33)
Victor Zizak (1934)
Ted Rosequist (1934-36)
Verne Oech (1936)
Ernest Renter (1936-37)
Aldo Forte (1939-42)
Connie Berry (1942-46)
Washington Serini (1948-51)
Jerry Shipkey (1953)
Dave Whittell (1961-66)
Al Dodd (1967)
Clarence Childs (1958)
Lee Calland (1969)
Dick Daniels (1969-70)
Joe Barnes (1974)
Len Walterscheid (1977-82)
Shaun Gayle (1984-94)
Marty Carter (1995-98)

24

Lennie High (1920)
Heartley Anderson (1922-27)
Chuck Kassel (1927)
Reginald Russell (1928)
Luke Johnsos (1929-37)
Frank Bausch (1937-40)
Billy Hughes (1940-41)
Fred Davis (1946-51)
Erich Barnes (1958-60)
Roosevelt Taylor (1961-68)
Don Shy (1970-72)
Willie Roberts (1973)
Virgil Livers (1975-79)
Jeff Fisher (1981-84)
Vestee Jackson (1986-89)
Eric Jefferies (1987)
Richard Fain (1992)
Kevin Miniefield (1993-96)
Terry Cousin (1997)
Glyn Milburn (1998-__)

25

Garland Grange (1929-31)
Walter Kiesling (1934)
Forrest McPherson (1935)
Ray Nolting (1936-43)
Jackie Hunt (1945)
Mike Jarmoluk (1946-47)
Ed Macon (1952-54)
JC Caroline (1956-65)
Linzy Cole (1970)
Ron Shanklin (1975-76)
Art Best (1977-78)
Lonnie Perrin (1979)
Todd Bell (1981-86)
Brad Muster (1988-92)
Keshon Johnson (1993-94)
Anthony Johnson (1995)
Pat Eilers (1995)
Chris Martin (1996)
Tom Carter (1997-__)

26

Jim Kendricks (1924)
Harold Erickson (1925)
John Mohardt (1925)
Henry Vick (1925-27)
Bert Pearson (1929-34)
Milford Miller (1932)
Kay Bell (1937)
Charles Apolskis (1938-39)
Al Baisi (1940-42)
Al Hoptowit (1941-45)
Joe Abbey (1948-49)
Richard Barwegen (1950-52)
Charles Sumner (1955-58)
Bennie McRae (1962-70)
Carl Garrett (1973-74)
Matt Suhey (1980-89)
John Mangum (1990-98)

27

James Crawford (1925)
Walter Voss (1927-28)
Harvey Long (1929)
John Polisky (1929)

Ed Kawal (1931-36)
Alvin Culver (1932)
John Doehring (1932-37)
Milt Trost (1935-39)
Joe Mihal (1940-41)
Edgar Jones (1945)
Owen Goodnight (1946)
John Sisk, Jr. (1964)
Randy Montgomery (1974)
Bob Grim (1975)
Mike Richardson (1983-88)
Brian Taylor (1989)
Lewis Tillman (1994-95)
Walt Harris (1996-__)

28

Ed Garvey (1925)
Aldous Haddon (1928)
Larry Steinbach (1930-31)
Fritz Febel (1935)
Robert Allman (1936)
Gust Zarnas (1938)
Chet Chesney (1939-40)
Bob Steuber (1942-43)
Lloyd Lowe (1953-54)
Willie Galimore (1957-63)
RETIRED FOR GALIMORE

29

Bill McElwain (1925)
John Wallace (1928)
Joe Kopcha (1929-33)
Gus Mastrogany (1931)
Russ Thompson (1936-39)
Ed Kolman (1940-44)
Douglas McEnulty (1943-44)
Glenn Burgeis (1945)
John Hoffman (1949-56)
McNeil Moore (1954-56)
Glen Shaw (1960)
Ronnie Bull (1962-70)
Bob Jeter (1971-72)
Mike Morgan (1978)
Vaughn Lusby (1980)
Dennis Gentry (1982-92)
Raymont Harris (1994-97)
Frankie Smith (1998-__)

30

Gerald Seiberger (1932)
Bob Dunlap (1935)
George Wilson (1937-46)
Allen H. Smith (1947-48)
Herb Falkenberg (1952)
Bobby Jack Floyd (1953)
Chick Jagade (1954-55)
Jimmy Gunn (1970-75)
John Skibinski (1978-81)
Jack Cameron (1984)
George Duarte (1987)
George Streeter (1989)
James Rouse (1990-91)
Tony Carter (1994-97)
Ricky Bell (1998-__)

31

Dick Schweidler (1938-41)



Jersey Numbers

Len Akin (1942)
Paul Padmajersky (1944)
Stuart Clarkson (1946-50)
Emerson Cole (1952)
Joe Fortunato (1955-66)
Ross Brupbacher (1970-73)
Bill Knox (1974-76)
Anthony Hutchison (1983-84)
Thomas Sanders (1985-89)
Ken Taylor (1994)
Eric Jefferies (1997)
Bruce McCray (1987)
Greg Lasker (1988)
Mark Green (1989-92)
Rashaan Salaam (1995-97)

32

Art Buck (1941)
Al Grygo (1944-45)
Allen Smith (1947-48)
Johnny Lujack (1948-51)
Leon Campbell (1952-54)
Lionel Taylor (1959)
Ralph Kurek (1965-70)
Charlie Ford (1971-73)
Chris Brewer (1987)
Garland Rivers (1987)
Lemuel Stinson (1988-92)
Dwayne Joseph (1995-96)
Ricky Bell (1997)
Edgar Bennett (1998-__)

33

Denny Meyers (1931)
Herb Joesting (1931-32)
Bernie Masterson (1934-40)
Ray Nolting (1936-43)
George McAfee (1940-50)
Frank Martin (1941)
Johnny Long (1944-45)
Bill Johnson (1946-47)
Jack Karwales (1946-47)
Allen Lawler (1948)
Bob Perina (1949-50)
Wizzer White (1951-52)
Jerry Shipkey (1953)
Larry Morris (1959-65)
Mike Hull (1968-70)
Jim Grabowski (1971)
Gary Kosins (1972-74)
Ted Vactor (1975)
Jack Deloplane (1979)
Calvin Thomas (1982-87)
Lars Tate (1990)
Darren Lewis (1991-92)
Merril Hoge (1994)
Tyronne Hughes (1997)
Bam Morris (1998)

34

Jack Torrance (1939-40)
John Federovich (1941-42)
John Dottley (1951-53)
Joe Marconi (1962-66)
Tim Casey (1969)
Bill Tucker (1971)
Norm Hodgins (1974)

Walter Payton (1975-87)

RETIRED FOR PAYTON

35

Dick Bassi (1938-39)
Lee Artoe (1940-43)
Bill Steinkemper (1942-43)
Fred Hartman (1947)
Paul Stenn (1948-51)
Rick Casares (1955-64)
Jim Harrison (1971-74)
Roland Harper (1975-82)
Mike Hintz (1987)
Neal Anderson (1986-93)
James Burton (1994-97)

36

Stuart Clarkson (1942)
Bill Steinkemper (1942-43)
Fred Mondee (1943)
John Morton (1945)
Tom Farris (1946-47)
Bill DeCorrevont (1948-49)
Merrill Douglas (1958-60)
James Smith (1961)
Ron Copeland (1969)
Roger Lawson (1972-73)
Perry Williams (1974)
Tom Donchez (1975)
Larry Schreiber (1976)
Wentford Gaines (1978-80)
Maurice Douglas (1986-1994)
Frank Harris (1987)
Markus Paul (1989-93)
Anthony Marshall (1994-97)
Ray Austin (1998-__)

37

Edward Aspatore (1934)
Young Bussey (1940-41)
James Logan (1942-43)
Bernie Digris (1943)
Bob Steuber (1943)
Bob Masters (1943-44)
Edgar Jones (1945)
Charles Mitchell (1945)
Broughton Williams (1947)
John O'Quinn (1960-61)
George Youngblood (1969)
Rich Coady (1970-74)
Cid Edwards (1975)
Conrad Graham (1973)
Willie McClendon (1979-82)
Darryl Clark (1987)
Maurice Douglass (1986-94)
Pat Eilers (1995)
Keshon Johnson (1995)
Tony Parrish (1998-__)

38

Roger Ashmore (1927)
Sam Francis (1937-38)
Charles Apolskis (1938-39)
Bill Milner (1947-49)
Ed Bradley (1950-51)
William Brown (1961)
Ray Ogden (1969-71)

Dave Juenger (1973)
Lakei Heimuli (1987)
John Hardy (1991)
Tim Worley (1993-94)
Mike Dulaney (1995-97)
Robert Chancey (1998-__)

39

George Gulyanics (1947-52)
Pete Perini (1953-54)
JD Smith (1956)
Ralph Anderson (1958)
John Adams (1959-62)
Phil Clark (1970)
Reggie Sanderson (1973)
Robin Earl (1977-82)
Al Wolden (1987)
Curtis Stewart (1988)
Jeremy Lincoln (1992-95)
Curtis Enis (1998)

40

Al Campana (1950-53)
Frank Dempsey (1950-53)
Stan Wallace (1954-57)
Don Mullins (1961-62)
Gale Sayers (1965-71)
Steve Trimble (1987)

RETIRED FOR SAYERS

41

John Schiechl (1945-46)
Jack Matheson (1947)
Alf Bauman (1948-50)
Babe Dimancheff (1952)
Harland Carl (1956)
Brian Piccolo (1966-69)

RETIRED FOR PICCOLO

42

Sid Luckman (1939-50)

RETIRED FOR LUCKMAN

43

Jim Dooley (1952-60)
Larry Glueck (1963-65)
Bob Jones (1967)
George Farmer (1970-75)
Earl Douthitt (1975)
Craig Clemons (1972-77)
Mike Ulmer (1980)
Walt Williams (1982-83)
Lorenzo Lynch (1987-90)
Dennis Lundy (1995)

44

Paul Goebel (1925)
Earl Evans (1926-29)
Ray Richards (1933-36)
Bob Margarita (1944-46)
Frank Minini (1947-49)
Rick Szymanski (1949)
WD Garrett (1950)
Gary Lyle (1968-74)
Terry Schmidt (1976-84)
Mike Stoops (1987)
Todd Krumm (1988)



Jersey Numbers

Bob Christian (1992-94)
Michael Hicks (1996-97)

45

Walt Stichel (1946-49)
Gerald Weatherly (1950-52)
Billy Stone (1951-54)
Bobby Watkins (1955-57)
Rocky Ryan (1958)
Don Bishop (1959)
Dick Gordon (1965-71)
Gary Fencik (1976-87)
Craig Heyward (1993)
Tony Stargell (1997)

46

Al Babartsky (1943-45)
Chuck Hunsinger (1950-52)
William Anderson (1953-54)
Don Bingham (1956)
Jessee Whittenton (1959)
Angelo Coia (1960-63)
Curtiss Gentry (1966-68)
Craig Baynham (1970)
Matt Mastowski (1972)
Pete Van Valkenburg (1974)
Doug Plank (1975-82)
Anthony Mosley (1987)
Mickey Pruitt (1988-90)
John Ivlow (1993)
Marlon Forbes (1996-98)

47

Ted Rosequist (1934-36)
Bill Conkright (1937-38)
Rex Proctor (1953)
Johnny Morris (1958-67)
John Davis (1970)
Ken Grandberry (1974)
Mike Spivey (1977-79)
Jonathan Hoke (1980)
Egypt Allen (1987)
Anthony Blaylock (1993)
Randy Hilliard (1998)

48

Beattie Feathers (1934-37)
Bob Swisher (1938-41)
Charles O'Rourke (1942)
Joe Vodicka (1943-45)
Howie Livingston (1953)
Harry Hugasian (1955)
Vic Zucco (1957-59)
Tommy Neck (1962-63)
Andy Livingston (1964-65)
Ron Smith (1965-70)
Allen Ellis (1973-79)
Reggie Phillips (1985-87)
Clifton Abraham (1996)
Van Hiles (1997)

49

James Lesane (1952-53)
Henry Mosley (1955)
Jack Johnson (1957-59)
Charles Bivins (1960-66)
Major Hazelton (1968-69)

David Tate (1968-71)
Joe Moore (1971-72)
Dave Becker (1980)
Donald Jordan (1984)
Pete Ranford (1987)
Tremayne Allen (1997)
Ty Hallock (1998-__)

50

Gerald Weatherly (1950-54)
John Danmore (1957-58)
Mike Pyle (1961-69)
Bob Hyland (1970)
Gene Hamlin (1971)
Waymond Bryant (1974-78)
Chris Devlin (1978)
Mark Merrill (1979)
Mike Singletary (1981-92)

51

Wayne Hansen (1950-58)
Ken Kavanaugh (1940-47)
Clinton Wager (1942-43)
Rudy Smeja (1944-45)
Dick Butkus (1965-73)
Mel Rogers (1977)
Doug Becker (1978)
Bruce Herron (1978-82)
Kelvin Atkins (1983)
Jim Morrissey (1985-93)
Mark Rodenhäuser (1987)

RETIRED FOR BUTKUS

52

Rich Coady (1970-74)
John Babinecz (1975)
Dan Neal (1975-84)
Cliff Thrift (1985)
Larry Rubens (1986)
Len Seward (1987)
Mark Rodenhäuser (1987-88)
Mickey Pruitt (1988-91)
Darwin Ireland (1995)
Robert Bass (1995)
Bryan Cox (1996-97)
Andre Collins (1998-__)

53

Pat Preston (1946-49)
Bill Wightkin (1950-57)
Billy Autrey (1953)
Ken Kirk (1960)
James Purnell (1964-69)
Dave Martin (1969)
Larry Rowden (1971)
Gail Clark (1973)
Dan Peiffer (1975-77)
Tommy Hart (1978-79)
Paul Tabor (1980-82)
Dan Rains (1982-86)
Larry Rubens (1986)
Brent Johnson (1987)
Danté Jones (1988-94)
Michael Lowery (1996-97)
Lemanski Hall (1998-__)

54

Joe Savoldi (1930)
Jesse Hibbs (1931)
Dick Klawitter (1956-57)
Charles Howley (1958-59)
Roger LeClerc (1960-66)
Bill McKinney (1972)
Adrian Young (1973)
Larry Ely (1975)
Tom Hicks (1976-80)
Brian Cabral (1981-84)
Doug Rothschild (1987)
John Adickes (1987-88)
Roland Harper (1989)
Greg Briggs (1996)
Ron Cox (1990-95, 1997)
Ricardo McDonald (1998-__)

55

Bob Fenimore (1947)
Fred Venturelli (1948)
JR Boone (1948-51)
Robert Moser (1951-54)
Larry Strickland (1954-59)
Doug Buffone (1966-79)
Otis Wilson (1980-87)
John Roper (1989-92)
Vinson Smith (1993-96)
Sean Harris (1997-__)

56

Bill Hewitt (1932-36)
RETIRED FOR HEWITT

57

Billy Patterson (1939)
Ray McLean (1940-47)
JR Boone (1948-51)
Rich Leeuwenberg (1965)
Dan Pride (1968-69)
Don Rives (1973-78)
Lee Kunz (1979-81)
Al Chesley (1982)
Bruce Huther (1982)
David Simmons (1983)
Tom Thayer (1985-92)
Eldridge Milton (1987)
Sean Harris (1995-96)
Anthony Peterson (1997)
Olin Kreutz (1998-__)

58

Ed Neal (1951)
John Kreamcheck (1953-55)
Bob Konovsky (1960)
Franklin McRae (1967-74)
Jim Ferguson (1969)
Bob Pifferini (1972-75)
Jerry Muckensturm (1976-82)
Wilber Marshall (1984-1988)
Steve Hyche (1989)
Michael Stonebreaker (1991)
Jay Leeuwenberg (1992-95)
Chris Villarrial (1996-__)

59

Rudy Kuechenberg (1967-69)



Jersey Numbers

Carl Gersbach (1975)
Gary Campbell (1977-83)
Ron Rivera (1984-92)
Joe Cain (1993-96)
Daryl Carter (1997)
Jim Schwantz (1998-___)

60

Don Healy (1958-59)
Roger Davis (1960-63)
Brian Schweda (1966)
Doug Kriewald (1967-68)
LeeRoy Caffey (1970)
Wally Chambers (1973-77)
Lynn Boden (1979)
Tom Andrews (1984-85)
Keith Smith (1987)
Stan Thomas (1991-92)
Gene McGuire (1993-94)
Darwin Ireland (1994-95)
Casey Wiegmann (1997-___)

61

Richard Barwegen (1950-52)
Bill George (1952-65)
Don Croftcheck (1967)
Glen Holloway (1970-73)
RETIRED FOR GEORGE

62

Frank Dempsey (1950-53)
Kline Gilbert (1953-57)
Mike Reilly (1964-68)
Glen Holloway (1970-73)
Tom Forrest (1974)
Dan Jiggetts (1976-82)
Mark Bortz (1983-93)
Chris Gray (1997)

63

ML Brackett (1956-57)
Bob Wetoska (1960-69)
John Neidert (1970)
Steve Kinney (1973-74)
Mark Nordquist (1975-76)
Fred Dean (1977)
Jon Morris (1978)
Tony Ardizzone (1979)
Jay Hilgenberg (1981-91)
Todd Burger (1993-97)

64

Terrell "Ted" Daffer (1954)
Mike Rabold (1964-66)
Larry Horton (1972-73)
Ernie Jenet (1972-74)
Ted Albrecht (1977-81)
John Roehlik (1987)
Dave Zawatson (1989)
Glenell Sanders (1990)
Mirko Jurkovic (1992)
Andy Heck (1994-98)

65

Herman Clark (1952-56)
John Hatley (1953)
Abe Gibron (1958-59)

Stan Fanning (1960-62)
Tom Bettis (1963)
Randy Jackson (1967-74)
Noah Jackson (1975-83)
Eugene Rowell (1987)
Tony Woods (1989)
Terry Price (1990)
Jim Schwantz (1992)
Tory Epps (1993-94)
Evan Pilgrim (1995-97)
Patrick Mannelly (1998-___)

66

Phil Martinovich (1940)
Clyde Turner (1940-52)
John Schiechl (1945-46)
RETIRED FOR TURNER

67

Ed Bradley (1950-51)
Tom Roggeman (1956-57)
Ted Karras (1960-64)
George Seals (1965-71)
Bill Line (1972)
Mike Hoban (1974)
Dan Hultz (1974)
Phil McKinnely (1982)
Tim Norman (1983-76)
John Arp (1987)
Jerry Fontenet (1989-96)
Bill Schultz (1997)
Greg Huntington (1997-___)

68

Gerald Stautberg (1951)
John Badaczewski (1953)
George Burman (1964)
Howard Mudd (1969-70)
Jim Osborne (1972-84)
Paul Blair (1986-87)
Sean McInerney (1987)
Chris Dyko (1989)
Jim Flanigan (1994)
Carl Reeves (1996-98)

69

Ralph Jecha (1955)
William Roehnett (1958-59)
Ted Wheeler (1970)
Revie Sorey (1975-82)
Stuart Rindy (1987)
Tom Myslinski (1993-94)
Vernice Smith (1993)
Octus Polk (1995-96)

70

Alvin Culver (1932)
Art Davis (1953-54)
Herman Lee (1958-66)
Bob Pickens (1967-68)
Kenneth Kortas (1969)
Jeff Curchin (1970-71)
Andy Rice (1972-73)
Dennis Lick (1976-81)
Henry Waechter (1982-86)
Jim Althoff (1987-88)
Troy Auzenne (1992-95)

71

George Connor (1948-55)
Earl Leggett (1957-66)
Rufus Mayes (1969)
Tony McGee (1971-73)
Roger Stillwell (1975-77)
Rocco Moore (1980)
Perry Hartnett (1982-83)
Jack Oliver (1987)
Caesar Rentie (1988)
James Williams (1991-___)

72

Bill Wightkin (1949-50)
Bill George (1952-65)
Ed Nickla (1959)
Jim Cadile (1962-72)
Gary Hrivnak (1973-76)
Brad Shearer (1978-80)
Jerry Doerger (1982)
John Janata (1983)
William Perry (1985-93)
Scott Adams (1995)
Jon Clark (1996-97)
Chris Maumalanga (1997)

73

Bill Bishop (1952-60)
Steve Barnett (1963)
Frank Cornish (1966-69)
Steve Wright (1971)
Rich Buzin (1972)
Mike Hartenstine (1975-86)
John Wojciechowski (1987-93)
Marcus Keyes (1996)

74

Herman Clark (1952-56)
Paul Lipscomb (1954)
Bob Kilcullen (1957-65)
Dan James (1967)
Wayne Mass (1968-70)
Bob Asher (1972-75)
John Shannan (1988-89)
Jeff Williams (1982)
Jim Covert (1983-90)
Garland Hawkins (1995)
Jimmy Herndon (1997-___)

75

Fred Williams (1952-62)
Riley Mattson (1965)
Dave Hale (1969-71)
Jeff Sevy (1975-78)
Henry Waechter (1982-85)
Stefan Humphries (1984-86)
Chuck Harris (1987)
John Shannan (1988-89)
Ron Mattes (1991)
Todd Perry (1993-___)

76

Charles Miller (1932-37)
Milford Miller (1932)
Lester McDonald (1937-39)
Hampton Pool (1940-43)
Elmo Kelly (1944)



Jersey Numbers

Bob Cross (1952-53)
Ed Meadows (1954-56)
John Mellekas (1956-60)
John Johnson (1963-68)
Bill Staley (1970-71)
Dave Gallagher (1974)
Ron Rydalch (1975-80)
Steve McMichael (1981-93)
Marcus Spears (1995-96)
Shawn Lee (1998)

77

Red Grange (1925-29-34)
Link Lyman (1926-34)

RETIRED FOR GRANGE

78

Art Davis (1953-54)
Stan Jones (1954-65)
Harry Gunner (1970)
Bob Newton (1971-75)
John Ward (1976)
Greg Johnson (1977)
Keith Van Horne (1981-92)
Pat Riley (1995)

79

Dick Klein (1958-59)
Art Anderson (1961-62)
Dick Evey (1964-68)
John Hoffman (1971)
Lionel Antoine (1972-76)
Emanuel Zanders (1981)
Kurt Becker (1982-89)
Louis Age (1992)
Marcus Spears (1994)
Scotty Lewis (1995)

80

Earl Britton (1925)
Clement Neacy (1927)
Ted Drews (1928)
Tom Hearndon (1929)
John Helwig (1953-56)
Ralph Anderson (1958)
Ed Cooke (1958)
Robert Jencks (1963-65)
Jimmy Jones (1965-67)
Jon Kilgore (1968)
Jerry Simmons (1969)
Craig Cotton (1973)
Bo Rather (1974-78)
Rickey Watts (1979-83)
Tim Wrightman (1985-86)
Gary Mullen (1987)
James Thornton (1988-92)
Curtis Conway (1993-___)

81

George Connor (1948-55)
Larry Brink (1954)
Doug Atkins (1955-66)
Marty Amsler (1967-68)
Mike Reppond (1973)
Clint Haselrig (1974)
Gary Butler (1975)
Bob Bruer (1976)
Chuck Bradley (1977)

Robin Earl (1977-82)
Harry Washington (1979)
Jay Saldi (1983-84)
James Maness (1985)
Lew Barnes (1986)
Don Kindt (1987)
Anthony Morgan (1991-93)
Fred Banks (1993)
Jeff Graham (1994-95)
Bobby Engram (1996-___)

82

Del Bjork (1937-38)
Ray Bray (1939-48)
Anthony Ippolito (1943)
Tom Roberts (1943-44)
Jack Hoffman (1952-56)
Dick Hensley (1953)
Maury Youmans (1960-63)
Rich Kreitling (1964)
Emilo Vallez (1968-69)
Earl Thomas (1971-73)
Matt Maslowski (1972)
Fred Pagac (1974)
Royce Berry (1976)
John Gilliam (1977)
Alan Page (1978-81)
Ken Margerum (1981-84)
Brian Glasgow (1987)
Wendell Davis (1988-93)
Nate Lewis (1994-95)
John Jackson (1996)
Fabien Bownes (1996-___)

83

Bill McColl (1952-59)
Roger LeClerc (1960-66)
Mac Percival (1967-73)
Charles Wade (1974)
Randy Burks (1976)
Steve Rivera (1977)
Golden Richards (1978-79)
Kris Haines (1979-81)
Willie Gault (1983-87)
Lawrence White (1987)
Eric Wright (1991-92)
Terry Obee (1993)
Michael Timpson (1995-96)
Eric Smith (1997)

84

Gerald Weatherly (1950-52)
John Farrington (1960-63)
Ron Smith (1965-68)
Austin Denney (1967-69)
Jim Seymour (1970-72)
Richard Harris (1974-75)
Brian Baschnagel (1976-84)
Sam Bowers (1987)
Ron Morris (1987-92)
Chris Gedney (1993-96)
Kerry Cash (1996)
John Allred (1997-___)

85

Bob Carey (1958)
Bill Martin (1964-65)
Duane Allen (1966-67)

Willie Holman (1968-73)
Wayne Wheeler (1974)
Steve Schubert (1975-79)
Bob Fisher (1980-81)
Dennis McKinnon (1983-1989)
Todd Black (1987)
Keith Jennings (1991-97)
Alonzo Mayes (1998-___)

86

Bill Wightkin (1950-57)
Brad Rowland (1951)
Ed Meadows (1954-56)
Bob Jewett (1958)
Pete Manning (1960-61)
Gary Barnes (1964)
Lloyd Phillips (1967-69)
Jim Hester (1970)
Bob Parsons (1972-82)
Brad Anderson (1984-85)
Clay Pickering (1986)
Rick Benware (1987)
Cap Boso (1987-91)
Barry Wagner (1992)
Willie Harris (1993)
Marv Cook (1994)
Chris Penn (1997-___)

87

Harlon Hill (1954-61)
Ed O'Bradovich (1962-71)
Steve DeLong (1972)
Tom Reynolds (1973)
Billy Newsome (1977)
Mike Cobb (1978-81)
Emery Moorehead (1981-88)
Darryl Starks (1987)
Tom Waddle (1989-94)
Greg Primus (1995)
Andre President (1995)
Bobby Neely (1996)
Ricky Proehl (1997)

88

Gene Schroeder (1951-1957)
Willard Deweall (1959-60)
Bobby Joe Green (1962-73)
Jim Kelly (1974)
Greg Latta (1975-80)
Marcus Anderson (1981)
Brooks Williams (1981-82)
Ken Knapczyk (1987)
Glen Kozlowski (1987-92)
Danta Whitaker (1993)
Fabien Bownes (1995)
Jack Jackson (1996)
Harper Le Bel (1997)
Marcus Robinson (1998-___)

89

John Hoffman (1949-56)
Les Cowan (1951)
John Aveni (1959-60)
Mike Ditka (1961-66)
Terry Stoepele (1967)
Bob Wallace (1968-72)
Mel Tom (1973-75)
James Scott (1976-82)



Jersey Numbers

Mitch Krenk (1984)
 Keith Ortego (1985-1988)
 Will Johnson (1987)
 James Coley (1990)
 Ryan Wetnight (1993-___)

90

Henry Mosley (1955)
 Al Harris (1979-87)
 Alonzo Spellman (1992-97)

91

Pat Dunsmore (1983-84)
 Jay Norvell (1987)
 Fred Washington (1990)
 Kelly Blackwell (1992)
 Myron Baker (1993-95)
 Rob Davis (1996)
 John Thierry (1997-98)

92

Rob Fada (1983-84)
 Raymond Morris (1987)
 Troy Johnson (1988-89)
 Barry Minter (1993-___)

93

Oliver Williams (1983)
 Will Johnson (1987)
 Guy Teafattiller (1987)
 Trace Armstrong (1989-94)
 Ervin Collier (1995)
 Paul Grasmanis (1996-___)

94

Mike January (1987)

Dick Chapura (1987-89)
 John Thierry (1994-96)

95

Richard Dent (1983-93; 1995)
 Pat Riley (1995)
 Dana Howard (1996)
 Mark Thomas (1997-98)

96

Andy Frederick (1983-85)
 Keith Ortego (1985-87)
 Greg Fitzgerald (1987)
 Tim Ryan (1990-93)
 Percy Snow (1993)
 Al Fontenot (1993-96)
 Tyrone Williams (1997)
 Chris Draft (1998)

97

Bobby Bell (1987)
 Sean Smith (1987-88)
 Chris Zorich (1991-97)
 Mike Wells (1998-___)

98

Tyrone Keys (1983-85)
 Brian Glasgow (1987)
 Jon Norris (1987)
 Greg Clark (1988)
 Brent Novoselsky (1988)
 Carl Simpson (1993-97)
 Bryan Robinson (1998-___)

99

Jim Daniell (1945)

Dan Hampton (1979-90)
 Tim Ryan (1993-94)
 Jim Flanigan (1995-___)

There are no known jersey numbers for the following players:

Richard Barker (1921)
 Bill Battles (1939)
 JA Blackburn (1923)
 JB Bonderant (1922)
 Art Bramhall (1931)
 Ed Brockman (1930)
 Lester Corzine (1938)
 JB Ferguson (1932)
 Latham Flanagan (1931)
 Glen Greenwood (1924)
 Charles Harley (1921)
 Frank Henry (1922-26)
 Fred Hobschild (1927)
 William Hurst (1924)
 Jerry Keefe (1920)
 W. LaForest (1920)
 Bernie Leahy (1932)
 James Leonard (1924)
 Charles Malone (1933)
 Charles Mucha (1935)
 JF O'Connell (1924)
 Nelson Rupp (1921)
 Frank Rydzewski (1923)
 Hub Shoemake (1920-21)
 Arthur Sigmund (1923)
 Clarence Smith (1942)
 Merrill Taft (1924)
 Richard Vick (1925)
 Damon Wetzel (1935)

WRIGLEY WRECORD

The Bears' all-time record at **Wrigley Field** stands at 221-89-22, a total of 332 games, **330** as the **home team**. (Two of those victories came with the Bears as the "road" team: twice in 1920 against the Chicago Tigers). The 330 Bears' home games at Wrigley Field appears to be a National Football League record, though unofficial. The Bears-Wrigley connection edges out Cleveland's Municipal Stadium as host for 324 home games of the Cleveland Browns, from 1950 through 1995. As the reincarnation of the Cleveland Browns will play in a new stadium beginning in 1999, the Bears-Wrigley "record" appears safe.

In fact, Wrigley Field has hosted a total of **342 NFL games**: 330 Bears home games, five home games of the Chicago Tigers in 1920, and seven home games of the Chicago Cardinals in 1931 and 1932. Besides the Browns' 324 home games at Cleveland's Municipal Stadium, the Cleveland Indians played two home games there in 1931, and the Cleveland Rams played sixteen home contests in 1937 and 1939-1941. Municipal Stadium appears to have hosted a total of 342 total NFL games—same as Wrigley Field.

The Bears' record at **Soldier Field** stands at 134-89-1. The Bears have also played home games at **Decatur** (1921, victory over Rock Island); **DePaul** (1925, victory over Hammond); **Mills** (1930, tie versus Brooklyn); **Loyola** (1931, victory over Cleveland); **Chicago Stadium** (1932, victory over Portsmouth); and **Dyche Stadium** (1970, victory over Philadelphia).

• Bears' record at Wrigley Field:	221-89-22 (.699)
• Bears' home record at Wrigley Field:	219-89-22 (.697)
• Bears' record at Soldier Field:	134-89-1 (.601)
• Bears' combined home record:	358-178-24 (.668)



Bears All-Time Roster

This is a list of 1,109 players who have been on the Chicago Bears' active roster for at least one NFL game from 1920 through 1998.

* indicates deceased players

• A •

Abbey, Joe (North Texas State)	E	1948-49
Abraham, Clifton (Florida State)	CB	1996
Adamle, Mike (Northwestern)	RB	1975-76
Adams, John (Los Angeles State)	B	1959-62
Adams, Scott (Georgia)	T	1995
Adickes, John (Baylor)	C	1987-88
Adkins, Roy* (Millikin & Bethany)	G	1920-21
Age, Louis (SW Louisiana)	T	1992
Akin, Len (Baylor)	G	1942
Albrecht, Ted (California)	T	1977-81
Allen, Duane (Santa Ana)	E	1966-67
Allen, Eddie (Pennsylvania)	FB	1947
Allen, Egypt (TCU)	DB	1987
Allen, James (Oklahoma)	RB	1998
Allen, Tremayne (Florida)	TE	1997-98
Allman, Robert (Michigan State)	E	1936
Allred, John (USC)	TE	1997-98
Althoff, Jim (Winona State)	DT	1987
Amsler, Marty (Evansville)	DE	1967-68
Anderson, Art (Idaho)	T	1961-62
Anderson, Brad (Arizona)	WR	1984-85
Anderson, Ed* (Notre Dame)	E	1923
Anderson, Henry (Northwestern)	G	1931
Anderson, Hunk* (Notre Dame)	G	1922-27
Anderson, Marcus (Tulane)	WR	1981
Anderson, Neal (Florida)	RB	1986-93
Anderson, Ralph* (Los Angeles St.)	E	1958
Anderson, William (Compton JC)	HB	1953-54
Andrews, Tom (Louisville)	C	1984-85
Antoine, Lionel (Southern Illinois)	T	1972-77
Apolskis, Charles* (DePaul)	E	1938-39
Ardizzone, Tony (Northwestern)	C	1979
Armstrong, Trace (Florida)	DT	1989-94
Arnett, Jon (USC)	HB	1964-66
Arp, John (Lincoln)	T	1987
Artoe, Lee (California)	T	1940-43
Ashburn, Clifford (Nebraska)	T	1930
Asher, Bob (Vanderbilt)	T	1972-75
Ashmore, M. Roger* (Gonzaga)	T	1927
Aspatore, Edward* (Marquette)	T	1934
Atkins, Doug (Tennessee)	E	1955-66
Atkins, Kelvin (Illinois)	LB	1983
Austin, Ray (Tennessee)	S	1998
Autrey, Billy (SF Austin)	C	1953
Autry, Darnell (Northwestern)	RB	1997
Auzenne, Troy (California)	T	1992-95
Avellini, Bob (Maryland)	QB	1975-84
Aveni, John (Indiana)	E	1959-60

• B •

Babartsky, Al (Fordham)	T	1943-45
Babinecz, John (Villanova)	LB	1975
Badaczewski, J. (Western Reserve)	G	1953

Bailey, Johnny (Texas A & I)	WR	1990-91
Baisi, Al (West Virginia)	G	1940-42
Baker, Myron (Louisiana Tech)	LB	1993-95
Banks, Fred (Liberty)	WR	1993
Barker, Richard* (Iowa State)	G	1921
Barnes, Erich (Purdue)	HB	1958-60
Barnes, Gary (Clemson)	E	1964
Barnes, Joe (Texas Tech)	QB	1974
Barnes, Lew (Oregon)	WR	1986
Barnett, Steve (Oregon)	T	1963
Barnhardt, Tom (North Carolina)	P	1987
Barwegan, Richard* (Purdue)	G	1950-52
Baschnagel, Brian (Ohio State)	WR	1976-84
Bass, Robert (Miami-FL)	LB	1995
Bassi, Dick* (Santa Clara)	G	1938-39
Battles, Bill (Brown)	E	1939
Bauman, Alf (Northwestern)	T	1948-50
Bausch, Frank* (Kansas)	C	1937-40
Baynham, Craig (Georgia Tech)	RB	1970
Becker, Dave (Iowa)	S	1960
Becker, Doug (Notre Dame)	LB	1978
Becker, Kurt (Michigan)	G	1982-89
Becker, Wayland (Marquette)	E	1934
Bell, Bob (Missouri)	LB	1987
Bell, Kay* (Washington State)	T	1937
Bell, Ricky (NC State)	CB	1997-98
Bell, Todd (Ohio State)	S	1981-84;86
Bennett, Ben (Duke)	QB	1987
Bennett, Edgar (Florida State)	RB	1998
Benton, Jim (Arkansas)	E	1943
Berger, Mitch (Colorado)	P	1995
Bergerson, Gilbert* (Oregon State)	G	1932-33
Berry, Connie, M. (NC State)	E	1942-46
Berry, Royce (Houston)	DE	1976
Best, Art (Kent State)	RB	1977-78
Bettis, Tom (Purdue)	LB	1963
Bettridge, John (Ohio State)	HB	1937
Bingham, Don (Sul Ross)	HB	1956
Bishop, Bill* (North Texas)	T	1952-60
Bishop, Don (Los Angeles City)	E	1959
Bivins, Charles* (Morris Brown)	HB	1960-66
Bjork, Del* (Oregon)	T	1937-38
Blackburn, JA	T	1923
Blacklock, Hugh* (Michigan State)	T	1920-25
Blackman, Lennon (Tulsa)	HB	1930
Blackwell, Kelly (TCU)	TE	1992
Blair, Paul (Oklahoma State)	T	1986-87
Blanda, George (Kentucky)	QB-K	1949-58
Blaylock, Anthony (Winston-Salem)	CB	1993
Boden, Lynn (South Dakota State)	G	1979
Bolan, George* (Purdue)	FB	1921-24
Bonderant, JB* (DePaul)	C	1922
Boone, JR (Tulsa)	HB	1948-51
Bortz, Mark (Iowa)	G	1983-94
Boso, Cap (Illinois)	TE	1987-91
Bowers, Sam (Fordham)	TE	1987
Bownes, Fabien (W. Illinois)	WR	1995-98
Brackett, ML (Auburn)	T	1956-57
Bradley, Chuck (Oregon)	TE	1977
Bradley, Ed (Wake Forest)	G	1950; 52
Bradley, Steve (Indiana)	QB	1987



Bears All-Time Roster

Braidwood, Charles* (Chattanooga)	E	1932
Bramhall, Art (DePaul)	HB	1931
Bratkowski, Zeke (Georgia)	QB	1954;57-60;72
Bray, Ray* (Western Michigan)	G	1939-42;46-51
Brewers, Chris (Arizona)	RB	1987
Briggs, Greg (Texas Southern)	LB	1996
Brink, Larry (Northern Illinois)	E	1954
Britton, Earl* (Illinois)	FB	1925
Brockman, Edward (Oklahoma)	B	1930
Brooks, Anthony (E. Texas St.)	WR	1993
Brown, Charlie (Syracuse)	DB	1966-67
Brown, Ed (San Francisco)	QB	1954-61
Brown, Kevin (W. Texas State)	P	1987
Brown, William (Illinois)	FB	1961
Bruer, Bob (Mankato State)	TE	1976
Brumbaugh, Carl* (Florida)	QB	1930-37
Brupbacher, Ross (Texas A&M)	LB	1970-73
Bryan, Johnny* (Chicago)	HB	1922-25
Bryant, Waymond (Tennessee St.)	LB	1974-77
Buck, Arthur (John Carroll)	HB	1941
Buckler, William "Bill" (Alabama)	G	1926-31
Buffone, Doug (Louisville)	LB	1966-79
Buford, Maury (Texas Tech)	P	1985-86;89-91
Buivid, Ray* (Marquette)	QB-HB	1937-38
Bukich, Rudy (USC)	QB	1958-59;62-68
Bull, Ronnie (Baylor)	B	1962-70
Burdick, Lloyd* (Illinois)	T	1931-32
Burgeis, Glenn (Tulsa)	T	1945
Burger, Todd (Penn State)	G	1993-97
Burks, Randy (SE Oklahoma St.)	WR	1976
Burman, George (Northwestern)	T	1964
Burton, James (Fresno State)	CB	1994-97
Buss, Arthur (Michigan State)	T	1934-35
Bussey, Young* (LSU)	QB	1940-41
Butkus, Dick (Illinois)	LB	1965-73
Butler, Gary (Rice)	TE	1975
Butler, Kevin (Georgia)	K	1985-95
Butterfield, Mark (Stanford)	QB	1996
Buzin, Rich (Penn State)	T	1972

• C •

Cabral, Brian (Colorado)	LB	1981-85
Cadle, James (San Jose State)	G	1962-72
Caffey, Lee Roy* (Texas A&M)	LB	1970
Cain, Joe (Oregon Tech)	LB	1993-96
Calland, Lee (Louisville)	CB	1969
Cameron, Jack (Winston-Salem)	WR	1984
Campana, Al (Youngstown)	HB	1950-53
Campbell, Gary (Colorado)	LB	1977-83
Campbell, Leon (Arkansas)	FB	1952-54
Canady, James (Texas)	HB	1948-49
Carrier, Mark (USC)	S	1990-96
Carey, Bob* (Michigan State)	E	1958
Carl, Harland (Wisconsin)	HB	1956
Carlson, Jules "Zuck" (Oregon St.)	G	1929-36
Caroline, JC (Illinois)	HB	1956-65
Carter, Daryl (Wisconsin)	LB	1997
Carter, Marty (Mid. Tenn. St.)	S	1995-98
Carter, Tom (Notre Dame)	CB	1997-98
Carter, Tony (Minnesota)	RB	1994-97
Carter, Virgil (BYU)	QB	1968-71

Casares, Rick (Florida)	FB	1955-64
Casey, Tim (Oregon)	LB	1969
Cash, Kerry (Texas)	TE	1996
Castete, Jesse (McNeese State)	HB	1956
Chamberlin, Guy* (Nebraska)	E	1920-21
Chambers, Wally (E Kentucky)	DT	1973-77
Chancey, Robert	FB	1998
Chapura, Dick (Missouri)	DT	1987-89
Chesley, Al (Pittsburgh)	LB	1982
Chesney, Chester "Chet" (DePaul)	C	1939-40
Childs, Clarence (Florida A&M)	DB	1968
Christian, Bob (Northwestern)	FB	1992-94
Cifers, Ed (Tennessee)	E	1947-48
Clark, Darryl (Texas)	RB	1987
Clark, Gail (Michigan State)	LB	1973
Clark, Greg (Arizona State)	LB	1988
Clark, Harry (West Virginia)	LB	1940-43
Clark, Herman* (Oregon State)	G	1952-56
Clark, Jon (Temple)	T	1996-97
Clark, Phil (Northwestern)	DB	1970
Clarkson, Stuart* (Texas A&I)	G	1942, 46-50
Clemons, Craig (Iowa)	S	1972-77
Coady, Rich (Memphis State)	C/E	1970-74
Cobb, Mike (Michigan State)	TE	1978-81
Cobb, Trevor (Rice)	RB	1994
Cody, Ed (Purdue)	FB	1949-50
Coia, Angelo (USC)	HB	1960-63
Cole, Emerson (Toledo)	FB	1952
Cole, Linzy (TCU)	WR	1970
Coley, James (Clemson)	TE	1990
Collier, Ervin (Florida A & M)	DT	1995
Collins, Andre (Penn State)	LB	1998
Concannon, Jack (Boston College)	QB	1967-71
Conkright, Bill* (Oklahoma)	C	1937-38
Connor, George (Notre Dame)	T	1948-55
Conway, Curtis (USC)	WR	1993-98
Conzelman, Jim* (Washington)	HB	1920
Cook, Marv (Iowa)	TE	1994
Cooke, Ed (Maryland)	E	1958
Copeland, Ron* (UCLA)	WR	1969
Corbett, George* (Millikin)	HB	1932-38
Corish, Frank (Grambling)	DT	1966-70
Corzine, Lester (Davis & Elkins)	HB	1938
Cotton, Craig (Youngstown)	TE	1973
Cousin, Terry (South Carolina)	CB	1997-98
Covert, Jim (Pittsburgh)	QB	1983-90
Cowan, Les (McMurry)	T	1951
Cox, Bryan (W. Illinois)	LB	1996-97
Cox, Ron (Fresno State)	LB	1990-95, '97
Crawford, Fred (Duke)	T	1934-35
Crawford, James "Mush" (Illinois)	G	1925
Croft, Abe* (SMU)	E	1944-45
Croftcheck, Don (Indiana)	G	1967
Cross, Bob* (SF Austin State)	T	1952-53
Culver, Alvin (Notre Dame)	T	1932
Cunningham, Harold (Ohio State)	E	1929
Curchin, Jeff (Florida State)	T	1970-71

• D •

Daffer, Ted (Tennessee)	E	1954
Damore, John (Northwestern)	C	1957-58



Bears All-Time Roster

Daniell, Jim (Ohio State)	T	1945
Daniels, Dick (Pacific-Oregon)	S	1969-70
Davis, Art (Alabama State)	T	1953-54
Davis, Fred (Alabama)	T	1946-51
Davis, Harper (Old Miss)	HB	1950
Davis, John (Missouri)	DB	1970
Davis, Rob (Shippensburg - PA)	DT-LS	1996
Davis, Roger (Syracuse)	G	1960-63
Davis, Wendell (LSU)	WR	1988-93
Dean, Fred (Texas Southern)	G	1977
DeCorrevont, Bill* (Northwestern)	HB	1948-49
DeLong, Steve (Tennessee)	DE	1972
Deloplain, Jack (Salem)	RB	1979
Dempsey, Frank (Florida)	G	1950-53
Denney, Austin (Tennessee)	E	1967-69
Dent, Richard (Tennessee St.)	DE	1983-93; 95
Devlin, Chris (Penn State)	LB	1978
Deweall, Willard (SMU)	E	1959-60
Digris, Bernie (Holy Cross)	T	1943
Dimancheff, Boris Babe (Purdue)	HB	1952
Ditka, Mike (Pittsburgh)	TE	1961-66
Dodd, Al (NW Louisiana)	DB	1967
Doehring, John "Bull"	FB	1932-37
Doerger, Jerry (Wisconsin)	T	1982
Donchez, Tom (Penn State)	RB	1975
Dooley, Jim (Miami Florida)	E	52-54; 56-57; 59-62
Dottley, John (Mississippi)	FB	1951-53
Douglas, Merrill (Utah)	FB	1958-60
Douglass, Bobby (Kansas)	QB	1969-75
Douglass, Maurice (Kentucky)	DB	1986-93
Douthitt, Earl (Iowa)	S	1975
Dowden, Corey (Tulane)	CB	1997
Draft, Chris (Stanford)	LB	1998
Dreher, Ferd (Denver)	E	1938
Dressen, Charley*	QB	1920
Drews, Ted (Princeton)	E	1928
Dreyer, Wally (Wisconsin)	HB	1949
Driscoll, Paddy* (Northwestern)	HB	1920; 26-29
Drulis, Chuck* (Temple)	G	1942, 45-50
Drury, Lyle (St. Louis)	E	1930-31
Drzewiecki, Ron (Marquette)	HB	1955; 57
Duarte, George (N Arizona)	CB	1987
Duerson, Dave (Notre Dame)	S	1983-89
Dugger, Jack (Ohio State)	E	1949
Dulaney, Mike (North Carolina)	RB	1995-97
Dunlap, Bob (Oklahoma)	QB	1935
Dunsmore, Pat (Drake)	TE	1983-84
Dyko, Chris (Washington St.)	T	1989

• E •

Earl, Robin (Washington)	RB-TE	1977-82
Ecker, Ed* (John Carroll)	T	1947
Edwards, Cid (Tennessee State)	RB	1975
Eilers, Pat (Notre Dame)	S	1995
Ellis, Allan (UCLA)	CB	73-77; 79-80
Elnes, Leland* (Bradley)	QB	1929
Ely, Harold (Iowa)*	G	1932
Ely, Larry (Iowa)	LB	1975
Engelbreten, Paul* (Northwestern)	G	1932
Englund, Harry	E	1920-23
Engram, Bobby (Penn State)	WR	1996-98

Enis, Curtis (Penn State)	RB	1998
Epps, Tony (Memphis State)	DT	1993-94
Erickson, Harold* (Wash. & Jeff.)	HB	1925
Evans, Earl (Harvard)	T	1926-29
Evans, Fred (Notre Dame)	HB	1948
Evans, Vince (USC)	QB	1977-83
Evey, Dick (Tennessee)	T	1964-69

• F •

Fada, Rob (Pittsburgh)	G	1983-84
Fain, Richard (Florida)	CB	1992
Falkenberg, Herb* (Trinity)	FB	1952
Famiglietti, Gary* (Boston U.)	FB	1938-45
Fanning, Stan (Idaho)	T	1960-62
Farmer, George (UCLA)	WR	1970-75
Farrington, John* (Prairie View)	E	1960-63
Farris, Tom (Wisconsin)	QB	1946-47
Feathers, Beattie* (Tennessee)	HB	1934-37
Febel, Fritz* (Purdue)	G	1935
Federovich, John (Davis & Elkins)	T	1941-42
Feichtinger, Andy*	E	1920-21
Fencik, Gary (Yale)	S	1976-87
Fenimore, Bob (Oklahoma A&M)	HB	1947
Ferguson, JB	T	1932
Ferguson, Jim (South Carolina)	C/LB	1969
Fetz, Gus*	FB	1923
Figner, George (Colorado)	HB	1953
Finzer, Dave (DePauw)	P	1984
Fisher, Bob (SMU)	TE	1980-81
Fisher, Jeff (USC)	CB	1981-84
Fitzgerald, Greg (Iowa)	DT	1987
Flaherty, Pat* (Princeton)	E	1923
Flanagan, Dick (Ohio State)	G	1948-49
Flanagan, Latham (Carnegie Tech)	E	1931
Flanigan, Jim (Notre Dame)	DT	1994-98
Fleckenstein, Bill (Iowa)	G	1925-30
Floyd, Bobby Jack (TCU)	FB	1953
Flutie, Doug (Boston College)	QB	1986
Fontenot, Al (Baylor)	DE	1993-96
Fontenot, Jerry (Texas A&M)	G	1989-96
Forbes, Marlon (Penn State)	S	1996-98
Ford, Charlie (Houston)	CB	1971-73
Fordham, Jim* (Georgia)	FB	1944-45
Forrest, Tom (Cincinnati)	G	1974
Forte, Aldo (Montana State)	G	1939-42
Fortmann, Dan* (Colgate)	G	1936-43
Fortunato, Joe (Mississippi State)	LB	1955-66
Francis, Sam (Nebraska)	FB	1937-38
Franklin, Paul* (Franklin)	E	1930-34
Frazier, Leslie (Alcorn State)	CB	1931-85
Frederick, Andy (New Mexico)	T	1933-85
Frump, Milton (Ohio Wesleyan)	G	1930
Fuller, Steve (Clemson)	QB	1984-86
Furrer, Will (Virginia Tech)	QB	1992

• G •

Gagnon, Dave (Ferris State)	RB	1974
Gaines, Wentford (Cincinnati)	CB	1978-80
Gallimore, Willie* (Florida A&M)	HB	1957-63
Gallagher, Dave (Michigan)	DE	1974
Gallameau, Hugh (Stanford)	HB	41-42; 45-47



Bears All-Time Roster

Johnson, Leo (Millikin)	HB	1920
Johnson, OG*	FB	1924
Johnson, Pete (VMI)	B	1959
Johnson, Troy (Oklahoma)	LB	1988-89
Johnson, Will (NE Louisiana)	LB	1987
Johnsos, Luke* (Northwestern)	E	1929-37
Jones, Bob (San Diego State)	E	1967
Jones, Dante (Oklahoma)	LB	1988-94
Jones, Edgar (Pittsburgh)	HB	1945
Jones, Jerry* (Notre Dame)	G	1920-21
Jones, Jimmy (Wisconsin)	E	1965-67
Jones, Stan (Maryland)	T	1954-65
Jordan, Donald (Houston)	RB	1984
Joseph, Dwayne (Syracuse)	CB	1995-96
Juenger, Dave (Ohio U.)	WR	1973
Jurkovic, Mirko (Notre Dame)	G	1992

• K •

Karr, William* (West Virginia)	E	1933-38
Karras, Ted (Indiana)	G	1960-64
Karwales, Jack (Michigan)	E	1946-47
Kassel, Chuck* (Illinois)	E	1927
Kavanaugh, Ken (LSU)	E	40-41; 45-50
Kawal, Ed* (Illinois)	C	1931-36
Keane, Jim* (Iowa State)	E	1946-51
Keefe, Jerry* (Notre Dame)	G	1920
Kelly, Elmo (Wichita U.)	E	1944
Kelly, Jim (Tennessee State)	TE	1974
Kendricks, Jim (Texas A&M)	T	1924
Keriasotis, Nick (St. Ambrose)	G	1942-44
Keyes, Marcus (North Alabama)	DT	1996-97
Keys, Tyrone (Mississippi St.)	DE	1983-85
Kiesling, Walter* (St. Thomas)	G	1934
Kilcullen, Bob (Texas Tech)	T	1957-65
Kilgore, Jon (Auburn)	P	1968
Kindt, Don (Wisconsin)	HB	1947-55
Kindt, Don Jr. (Wis-LaCrosse)	TE	1987
King, Ralph (Chicago)	T	1925
Kinney, Steve (Utah State)	T	1973-74
Kirk, Ken (Mississippi)	C	1960
Kissell, Adolph (Boston College)	FB	1942
Klawitter, Dick* (S. Dakota State)	C	1956-57
Klein, Dick (Iowa)	T	1958-59
Knapczyk, Ken (Northern Iowa)	WR	1987
Knopp, Oscar* (Illinois)	FB	1923-28
Knox, Bill (Purdue)	DB	1974-76
Knox, Ron (UCLA)	QB	1957
Koehler, Robert* (Northwestern)	FB	1920-21
Kolman, Ed* (Temple)	T	1940-44
Konovsky, Bob* (Wisconsin)	G	1960
Kopcha, Joe* (Chattanooga)	G	1929-35
Kortas, Kenneth (Louisville)	T	1969
Kosins, Gary (Dayton)	RB	1972-74
Kozlowski, Glen (BYU)	WR	1987-92
Kramer, Erik (NC State)	QB	1994-98
Kreamcheck, John (Wm. & Mary)	T	1953-55
Kreitling, Rich (Illinois)	E	1964
Kreiwald, Doug (West Texas State)	G	1967-68
Krenk, Mitch (Nebraska)	TE	1984
Kreutz, Olin (Washington)	C	1998
Krieg, Dave (Milton College -WI)	QB	1996

Krumm, Todd (Michigan State)	S	1988
Kuechenberg, Rudy (Indiana)	LB	1967-69
Kunz, Lee (Nebraska)	LB	1979-81
Kurek, Ralph (Wisconsin)	FB	1965-70

• L •

LaFleur, Joe* (Marquette)	FB	1922-24
LaForest, W*	FB	1920
Lahar, Harold (Oklahoma)	G	1941;1945
Lamb, Walter (Oklahoma)	E	1946
Landry, Greg (Massachusetts)	QB	1984
Lanum, R. "Jake"* (Ill & Millikin)	QB	1920-24
Larson, Fred* (Notre Dame)	C	1922
Lashar, Tim (Oklahoma)	K	1987
Lasker, Greg (Arkansas)	S	1988
Latta, Greg* (Morgan State)	TE	1975-80
Lawler, Allen (Texas)	HB	1948
Lawson, Roger (W. Michigan)	RB	1972-73
Layne, Bobby* (Texas)	QB	1948
Leahy, Bernie (Notre Dame)	HB	1932
Leclerc, Roger (Trinity)	K/LB	1960-66
Lee, Buddy (LSU)	QB	1971
Lee, Herman* (Florida A&M)	T	1958-66
Lee, Shawn (North Alabama)	DE	1998
Leeuwenburg, Jay (Colorado)	G	1992-95
Leeuwenburg, Rich (Stanford)	T	1965
Leggett, Earl (LSU)	T	1957-65
Lemon, Clifford* (Centre)	T	1926
Leonard, James (Colgate)	T	1924
Lesane, James (Virginia)	HB	1952-53
Lewis, Darren (Texas A & M)	RB	1991-93
Lewis, Nate (Oregon Tech)	WR	1994-95
Lewis, Scotty (Baylor)	DT	1995
Lick, Dennis (Wisconsin)	T	1976-81
Lincoln, Jeremy (Tennessee)	CB	1992-95
Line, Bill (SMU)	DT	1972
Lintzenich, Joseph* (St. Louis)	FB	1930-31
Lipscomb, Paul* (Tennessee)	T	1954
Lisch, Rusty (Notre Dame)	QB	1984
Livers, Virgil (W. Kentucky)	CB	1975-79
Livingston, Andy (Phoenix JC)	B	1964-65
Livingston, Howie* (Fullerton JC)	DB	1953
Logan, James (Indiana)	G	1942-43
Long, Harvey (Detroit)	T	1929
Long, Johnny* (Colgate)	QB	1944-45
Lowe, Lloyd (North Texas State)	HB	1953-54
Lowery, Michael (Mississippi)	LB	1996-97
Luckman, Sid (Columbia)	QB	1939-50
Lujack, Johnny (Notre Dame)	QB	1948-51
Lundy, Dennis (Northwestern)	RB	1995
Lusby, Vaughn (Arkansas)	CB	1980
Lyle, Garry (G. Washington)	CB	1968-74
Lyman, Roy "Link" (Nebraska)	T	26-28;30-31;33-34
Lynch, Lorenzo (Cal St.-Sac.)	DB	1987-89
Lyon, George (Kansas State)	T	1929

• M •

MacLeod, Robert (Dartmouth)	HB	1939-40
Macon, Ed (College of Pacific)	HB	1952-53
MacWherter, Kile* (Bethany)	FB	1920
Magnani, Dante* (St. Mary's)	HB	1943; 46; 49



Bears All-Time Roster

Maillard, Ralph (Creighton)	T	1929	Mellekas, John (Arizona)	T	1956-60
Malone, Charles (Texas A&M)	E	1933	Merkel, Monte (Kansas)	G	1942-43
Manders, Jack* (Minnesota)	HB	1933-40	Merrill, Mark (Minnesota)	LB	1979
Maness, James (TCU)	WR	1985	Meyers, Denny* (Iowa)	T	1931
Mangum, John (Alabama)	S	1990-98	Meyers, Jerry (N Illinois)	DL	1976-79
Maniaci, Joe (Fordham)	RB	1938-41	Michaels, Edward* (Villanova)	G	1935
Mannelly, Patrick (Duke)	T/LB	1998	Mihal, Joe* (Purdue)	T	1940-41
Manning, Pete (Wake Forest)	E	1960-61	Milburn, Glyn (Stanford)	RB/KR	1998
Manske, Edgar (Northwestern)	E	1937-40	Miller, Charles "Ookie" (Purdue)	C	1932-37
Marconi, Joe* (West Virginia)	FB	1962-66	Miller, Jim (Michigan State)	QB	1998
Margarita, Bob (Brown)	HB	1944-46	Miller, Milford (Chadron)	T	1932
Margerum, Ken (Stanford)	WR	81-83,85-86	Milner, Bill (Duke)	G	1947-49
Marshall, Anthony (LSU)	DB	1994-97	Milton, Eldridge (Clemson)	LB	1987
Marshall, Wilber (Florida)	LB	1984-87	Miniefield, Kevin (Arizona State)	CB	1993-96
Martin, Bill (Georgia Tech)	E	1964-65	Minini, Frank (San Jose State)	HB	1947-49
Martin, Billy* (Minnesota)	HB	1962-64	Minter, Barry (Tulsa)	LB	1993-98
Martin, Chris (Northwestern)	CB	1996	Mintum, John F. "Jack"	C	1921-22
Martin, Dave (Notre Dame)	LB	1969	Mirer, Rick (Notre Dame)	QB	1997
Martin, Frank (Alabama)	HB	1941	Mitchell, Charley (Tulsa)	HB	1945
Martinovich, P. (College of Pacific)	G	1940	Mohardt, John* (Notre Dame)	HB	1925
Maslowski, Matt (San Diego U.)	WR	1972	Molesworth, Keith* (Monmouth)	HB	1931-37
Mass, Wayne (Clemson)	OT	1968-70	Montgomery, Randy (Weber State)	CB	1974
Masters, Bob* (Baylor)	FB	1943-44	Montgomery, Ross (TCU)	FB	1969-70
Masterson, Bernie* (Nebraska)	QB	1934-40	Mooney, Jim* (Georgetown)	E	1935
Masterson, Forest (Iowa)	CB	1945	Mooney, Tip* (Abilene Christian)	HB	1944-46
Mastrogany, Gus* (Iowa)	E	1931	Moore, Albert (Northwestern)	QB	1932
Matheson, Jack* (W. Michigan)	E	1947	Moore, Jerry (Arkansas)	S	1971-72
Mattes, Ron (Virginia)	T	1991	Moore, Joe (Missouri)	RB	1971-72
Matthews, Shane (Florida)	QB	1993-96	Moore, McNeil (Sam Houston)	HB	1954-56
Mattson, Riley (Oregon)	T	1965	Moore, Rocco (Western Michigan)	G	1980
Matuza, Al (Georgetown)	C	1941-44	Moorehead, Emery (Colorado)	TE	1991-88
Maumalanga, Chris (Kansas)	DT	1997	Moore, Moses (Colorado State)	QB	1998
May, Chester*	G	1920	Morgan, Anthony (Tennessee)	WR	1991-93
May, Walter O. "Red"	G	1920	Morgan, Mike (Wisconsin)	RB	1978
Mayes, Alonzo (Oklahoma State)	TE	1998	Morris, Byron "Bam" (Texas Tech)	RB	1998
Mayes, Rufus (Ohio State)	T	1969	Morris, Francis (Boston U.)	HB	1942
Maznicki, F. (Boston College)	HB	1942-43	Morris, Johnny (Santa Barbara)	FL	1958-67
McAfee, George (Duke)	HB	1940-41;45-50	Morris, Jon (Holy Cross)	C	1978
McClendon, Willie (Georgia)	RB	1979-82	Morris, Larry (Georgia Tech)	LB	1959-65
McColl, Bill (Stanford)	E	1952-59	Morris, Ray (UTEP)	LB	1987
McCray, Bruce (W Illinois)	CB	1987	Morris, Ron (SMU)	WR	1937-92
McDonald, Lester* (Nebraska)	E	1937-39	Morrison, Fred (Ohio State)	FB	1950-53
McDonald, Rico (Pitt)	LB	1998	Morrissey, Jim (Michigan State)	LB	1985-93
McElwain, Bill (Northwestern)	HB	1925	Morton, John (Missouri)	HB	1945
McEnulty, Doug (Wichita)	FB	1943-44	Moser, Robert* (Pacific)	C	1951-53
McGee, Tony (Bishop College)	DE	1971-73	Mosley, Anthony (Fresno State)	RB	1987
McGuire, Gene (Notre Dame)	C	1993	Mosley, Henry (Morris Brown)	HB	1955
McInerney, Sean (Frostburg State)	DT	1987	Mucha, Charles (Washington)	G	1935
McKinney, Phil (UCLA)	T	1982	Mucha, Rudy (Washington)	G	1945-46
McKinney, Bill (West Texas)	LB	1972	Muckensturm, Jerry (Arkansas St.)	LB	1976-82
McKinnon, Dennis (Florida State)	WR	83-85,87-89	Mudd, Howard (Hillsdale)	G	1969-70
McLean, Ray* (St. Anselm)	HB	1940-47	Mullen, Verne* (Illinois)	E	1923-25
McMahon, Jim (BYU)	QB	1982-88	Mullins, Don R. (Houston)	HB	1961-62
McMichael, Steve (Texas)	DT	1981-93	Mullins, Noah (Kentucky)	HB	1946-49
McMillen, Jim* (Illinois)	G	1924-29	Mundee, Fred (Notre Dame)	C	1943-45
McMullen, Daniel* (Nebraska)	G	1930-31	Murray, Richard* (Marquette)	T	1924
McMurtry, Greg (Michigan)	WR	1994	Murry, Don* (Wisconsin)	T	1924-31
McPherson, Forrest (Nebraska)	G	1935	Musso, George (Milikin)	G	1933-44
McRae, Bennie (Michigan)	HB	1962-70	Musso, Johnny (Alabama)	RB	1975-77
McRae, Franklin (Tenn. State)	DT	1967	Muster, Brad (Stanford)	FB	1988-92
Meadows, Ed* (Duke)	E	1954-56	Myslinski, Tom (Tennessee)	OL	1993-94



Bears All-Time Roster

• N •

Nagurski, Bronko* (Minnesota)	FB	1930-37; 43
Neacy, Clement* (Colgate)	E	1927
Neal, Dan (Kentucky)	C	1975-83
Neal, Ed (LSU)	G	1951
Neck, Tommy (LSU)	HB	1962
Neely, Bobby (Virginia)	TE	1996
Negus, Fred (Wisconsin)	C	1950
Neidert, John (Louisville)	LB	1970
Nelson, Everett (Illinois)	T	1929
Nesbitt, Dick* (Drake)	HB	1930-33
Newsome, Billy (Grambling)	DE	1977
Newton, Bob (Nebraska)	G	1971-75
Nickla, Ed (Maryland)	G	1959
Nielsen, Hans (Michigan State)	K	1981
Nix, Kent (TCU)	QB	1970-71
Notling, Ray* (Cincinnati)	HB	1936-43
Norberg, Hank (Stanford)	E	1948
Nordquist, Mark (Pacific)	G-C	1975-76
Nori, Reino* (DeKalb)	HB	1938
Norman, Dick (Stanford)	QB	1961
Norman, Tim (Illinois)	G	1983
Norris, Jon (American Int'l.)	DE	1987
Norvell, Jay (Iowa)	LB	1987
Novoselsky, Brent (Penn)	TE	1988
Nowaskey, Bob* (G Washington)	E	1940-42

• O •

O'Bradovich, Ed (Illinois)	DE	1962-71
O'Connell, JF* (Penn State)	C	1924
O'Connell, Tom (Illinois)	QB	1953
O'Neill, Pat (Syracuse)	P	1995
O'Quinn, John (Wake Forest)	E	1950-51
O'Rourke, Charles (Boston College)	QB	1942
Obee, Terry (Oregon)	WR	1993-94
Oech, Verne (Minnesota)	G	1936
Oelerich, John* (St. Ambrose)	HB	1938
Ogden, Ray (Alabama)	TE	1969-71
Oliver, Jack (Memphis State)	T	1987
Ortego, Keith (McNeese State)	WR	1985-87
Osborne, Jim (Southern)	DT	1972-84
Osmanski, Bill* (Holy Cross)	FB	39-43; 46-47
Osmanski, Joe* (Holy Cross)	FB	1946-49

• P •

Pagac, Fred (Ohio State)	TE	1974
Page, Alan (Notre Dame)	DT	1978-81
Parrish, Tony (Washington)	S	1998
Parsons, Bob (Penn State)	P-TE	1972-81
Patterson, Billy (Baylor)	QB	1939
Paul, Markus (Syracuse)	S	1989-92
Pauley, Frank Don (Wash. & Jeff.)	T	1930
Payton, Sean (E Illinois)	QB	1987
Payton, Walter (Jackson State)	RB	1975-87
Pearce, W. "Pard" (Penn)	QB	1970-22
Pearson, Madison* (Kansas)	C	1929-34
Pederson, Jim (Augsburg)	HB	1932
Peiffer, Dan (SE Missouri State)	C	1975-77
Percival, Mac (Texas Tech)	K	1967-73
Perez, Peter* (Illinois)	G	1945

Perina, Bob* (Princeton)	HB	1949-50
Perini, Pete (Ohio State)	FB	1954-55
Perkins, Don (Plattesville)	FB	1945-46
Perrin, Lonnie (Illinois)	RB	1979
Perry, Todd (Kentucky)	G	1993-98
Perry, William (Clemson)	DT	1985-93
Peterson, Anthony (Notre Dame)	LB	1997
Petitbon, Richie (Tulane)	HB	1959-68
Petty, John* (Purdue)	FB	1942
Petty, Ross* (Illinois)	G	1920
Phillips, Loyd (Arkansas)	DE	1967-69
Phillips, Reggie (SMU)	CB	1985-87
Phipps, Mike (Purdue)	QB	1977-81
Piccolo, Brian* (Wake Forest)	RB	1966-69
Pickens, Bob (Nebraska)	T	1967-68
Pickering, Clay (Maine)	WR	1986
Pifferini, Bob (UCLA)	LB	1972-75
Pilgrim, Evan (BYU)	G	1995-97
Pinder, Cyril (Illinois)	RB	1971-72
Plank, Doug (Ohio State)	S	1975-82
Plasman, Dick* (Vanderbill)	E	1937-41; 44
Podmajersky, Paul* (Illinois)	G	1944
Polisky, John* (Notre Dame)	G	1929
Polk, Octus (Stephen F. Austin)	G	1995-96
Pollock, Bill (Penn. Military Acdy.)	HB	1935-36
Pool, Hampton (Stanford)	E	1940-43
Potter, Kevin (Missouri)	S	1983-84
Preston, Pat (Wake Forest)	G	1946-49
President, Andre (Angelo St.)	TE	1995
Price, Terry (Texas A & M)	DT	1990
Pride, Dan (Jackson State)	LB	1968-69
Primus, Greg (Colorado State)	WR	1994-95
Proctor, Rex (Rice)	HB	1953
Pruitt, Mickey (Colorado)	LB	1988-90
Purnell, James (Wisconsin)	LB	1964-68
Pyle, Mike (Yale)	C	1961-69

• R •

Rabold, Mike* (Indiana)	G	1964-66
Rains, Dan (Cincinnati)	LB	1982-85
Rakestraw, Larry (Georgia)	QB	1964-67
Ramsey, Frank (Oregon State)	G	1945
Rather, Bo (Michigan)	WR	1974-78
Reader, Russ (Michigan State)	HB	1947
Reese, Lloyd* (Tennessee)	FB	1946
Reeves, Carl (North Carolina St.)	DE	1996-98
Reilly, Mike (Iowa)	LB	1964-68
Rentie, Caesar (Oklahoma)	T	1988
Rentner, Ernest "Pug" (N'western)	HB	1936-37
Reppond, Mike (Arkansas)	WR	1973
Reynolds, Tom (San Diego State)	WR	1973
Rice, Andy (Texas Southern)	DT	1972-73
Richards, Golden (Hawaii)	WR	1978-79
Richards, Ray (Nebraska)	T	1933-36
Richardson, Mike (Arizona State)	CB	1983-88
Richman, Harry* (Illinois)	G	1929
Riley, Pat (Miami-FL)	DT	1995
Rivera, Ron (California)	LB	1984-92
Rivera, Steve (California)	WR	1977
Rivers, Garland (Michigan)	DB	1987
Rives, Don (Texas Tech)	LB	1973-78



Bears All-Time Roster

Roberts, Tom* (DePaul) G	1943-44	Sanders, Thomas (Texas A&M) RB	1985-89
Roberts, Willie (Houston) CB	1973	Sanderson, Reggie (Stanford) RB	1973
Robinson, Bryan (Fresno State) . . . DL	1998	Sauerbrun, Todd (West Virginia) . . . P	1995-98
Robinson, Marcus (South Carolina) WR	1997-98	Savoldi, Joe* (Notre Dame) FB	1930
Rodenhauser, Mark (Illinois State) . . . C	1987-88	Sayers, Gale (Kansas) HB	1965-71
Roder, Mirro K	1973-74	Schiechl, John* (Santa Clara) C	1945-46
Roehlik, Jon (Iowa) G	1987	Schmidt, Terry (Ball State) S	1976-84
Roehneit, William* (Bradley) G	1958-59	Schreiber, Larry (Tenn. Tech) RB	1976
Rogers, Mel (Florida A&M) LB	1977	Schroeder, Gene (Virginia) E	51-52-54-57
Roggeman, Tom (Purdue) G	1956-57	Schubert, Steve (U Mass.) WR	1975-79
Romanik, Steve (Villanova) QB	1950-53	Schuette, Paul* (Wisconsin) G	1930-32
Romney, Milton* (Chicago) QB	1925-29	Schultz, Bill (USC) G	1997
Ronzani, Gene* (Marquette) QB	33-38;44-45	Schwartz, Jim (Purdue) LB	1992, 1998
Roper, John (Texas A&M) LB	1989-92	Schweda, Brian (Kansas) DE	1966
Rosequist, Ted* (Ohio State) T	1934-36	Schweidler, Dick (St. Louis) HB	1938-39;46
Rothschild, Doug (Wheaton) LB	1987	Scott, James (Henderson JC) WR	1976-80; 82
Rouse, James (Arkansas) RB	1990-91	Scott, Ralph* (Wisconsin) T	1921-25
Roveto, John (SW Louisiana) K	1981-82	Seals, George (Missouri) G	1965-71
Rowden, Larry (Houston) LB	1971	Seiberling, Gerald (Drake) FB	1932
Rowell, Eugene (Dubuque) DT	1987	Senn, Bill* (Knox) HB	1926-31
Rowland, Brad (McMurry) HB	1951	Serini, Washington* (Kentucky) G	1948-51
Rowland, Justin (TCU) HB	1960	Sevy, Jeff (California) T-DE	1975-78
Rubens, Larry (Montana State) C	1986	Seward, Len (E. Illinois) LS	1987
Rupp, Nelson* (Dennison) QB	1921	Seymour, Jim (Notre Dame) WR	1970-72
Russell, Reginald (Northwestern) E	1928	Shank, JL* HB	1920
Ryan, John (Detroit) T	1929	Shanklin, Ron (N Texas State) WR	1975-76
Ryan, Rocky (Illinois) E	1958	Shannon, John (Kentucky) DT	1988-89
Ryan, Tim (USC) DT	1990-93	Shaw, Glenn (Kentucky) HB	1960
Rydalch, Ron (Utah) DT	1975-80	Shearer, Brad (Texas) DT	1978-80
Ryzdewski, Frank* (Notre Dame) C	1923	Shedd, Kenny (Northern Iowa) WR	1994
Rykovich, Julie* (Illinois) HB	1949-51	Shellog, Alec* (Notre Dame) T	1939
		Sherman, Saul (Chicago) QB	1939-40
		Shipkey, Jerry (UCLA) FB	1953
		Shoemaker, Hub* (Illinois) G	1920-21
		Shy, Don (San Diego State) RB	1970-72
		Siegal, John (Columbia) E	1939-43
		Sigillo, Dom* (Xavier) T	1943-44

• S •

Sacrinity, Nick (Wake Forest) QB	1947
Salaam, Rashaan (Colorado) RB	1995-97
Saldi, Jay (South Carolina) TE	1983-84
Sanders, Glenell (Louisiana Tech) . . . LB	1990

COME-FROM-BEHIND WINS (Regular season only)

Year	Wins	Never trailed	Largest Deficit			11+
			1-3	4-7	8-10	
1980	7	5			1	14 pts. at Det
1981	6	3	1	2		
1982	3	2				11 pts. vs. Det
1983	8	4	1	3		
1984	10	4	4	2		
1985	15	9	1	1	2	12 pts. vs. TB; 14 pts. at TB
1986	14	7	3	2	2	
1987	11	5	1	3		14 pts. vs. KC; 20 pts. at TB
1988	12	7	3	2		
1989	6	4	1	1		
1990	11	5	3	3		
1991	11	2	3	5	1	
1992	5	4		1		
1993	7	5		1		11 pts. at KC
1994	9	4	2	3		
1995	9	5	1	3		
1996	7	2	2	2		14 points vs. Oak
1997	4	2		1		15 points at Mia
1998	4	2		1		17 vs. Det



Bears All-Time Roster

Sigmund, Arthur W.G	1923	Steinbach, Larry* (St. Thomas)G	1930-31
Simmons, David (North Carolina)LB	1983	Steinkemper, Bill* (Notre Dame)T	1942-43
Simmons, J. (Bethune-Cookman)WR	1969	Stenn, Paul (Villanova)G	1948-51
Simpson, Carl (Florida State)DT	1993-97	Stenstrom, Steve (Stanford)QB	1995-98
Singletary, Mike (Baylor)LB	1981-92	Sternaman, Edward* (Illinois)HB	1920-30
Sisk, John* (Marquette)HB	1932-36	Sternaman, Joe (Illinois)HB	1922-29
Sisk, John Jr. (Miami)B	1964	Steuber, Bob (Missouri)HB	1943
Skibinski, John (Purdue)RB	1978-81	Stickel, Walt* (Penn)T	1946-49
Smeja, Rudy (Michigan)E	1944-45	Stillwell, Roger (Stanford)DE-DT	1975-77
Smith, Clarence (Georgia)E	1942	Stinchcomb, Pete* (Ohio State)QB	1921-22
Smith, Eric (LSU)WR	1997	Stinson, Lemuel (Texas Tech)CB	1988-92
Smith, Eugene (Georgia Tech)G	1930	Stoepel, Terry (Tulsa)G	1967
Smith, Frankie (Baylor)CB	1998	Stolla, Anton* (Luther)HB	1939
Smith, H. Allen* (Mississippi)E	1947-48	Stone, Billy (Bradley)HB	1951-54
Smith, JD (N Carolina A&T)FB	1956	Stonebreaker, Michael (Notre Dame) LB	1991
Smith, James (Compton JC)HB	1961	Stoops, Mike (Iowa)DS	1987
Smith, Quintin (Kansas)WR	1990	Streeter, George (Notre Dame)DB	1989
Smith, Ray Gene (Midwestern)HB	1954-57	Strickland, Larry* (North Texas State) .C	1954-59
Smith, Ron (Wisconsin)S	1965; 70-72	Sturtridge, Dick (DePaul)HB	1928-29
Smith, Russell* (Illinois)T	1921-23	Stydahar, Joe* (West Virginia)T	1936-42;45-46
Smith, Sean (Grambling)DT	1987-88	Suhey, Matt (Penn State)RB	1980-89
Smith, Vernice (Florida A & M)G	1993	Sullivan, Frank* (Loyola, NO)C	1935-39
Smith, Vinson (East Carolina)LB	1993-96	Sumner, Charles (Wm & Mary)HB	1955; 58-60
Snow, Percy (Michigan State)LB	1993	Swoeney, Jake (Cincinnati)T	1944
Snyder, Bob (Ohio U.)QB	1939-41;43	Swisher, Bob* (Northwestern)HB	1938-41;45
Sorey, Revie (Illinois)G	1975-82	Szymanski, Frank (Notre Dame)C	1949
Spears, Marcus (NWLouisiana St.) ...T	1994-96		
Spellman, Alonzo (Ohio State)DL	1992-97		
Spero, Kenny (Morehead State)C	1942		
Spivey, Mike (Colorado)CB	1977-79		
Sprinkle, Ed (Hardin-Simmons)E	1944-55		
Stachowicz, Ray (Michigan State)P	1983		
Stahlman, Dick* (DePaul)T	1933		
Staley, Bill (Utah State)DT	1970-71		
Standlee, Norm* (Stanford)FB	1941		
Stargell, Tony (Tennessee State)CB	1997		
Stautberg, Gerald (Cincinnati)G	1951		

• T •

Tabor, Paul (Oklahoma)C	1980
Tackwell, CO* (Kansas State)E	1931-33
Taft, Merrill* (Wisconsin)FB	1924
Tate, David (Colorado)S	1988-92
Tate, Lars (Georgia)RB	1990
Taylor, Brian (Oregon State)RB	1989
Taylor, Clifton (Memphis State)RB	1974
Taylor, Joe (N. Carolina A&T)DB	1967-74
Taylor, JR "Tarz" (Ohio State)G	1921-22

BLOWN LEADS (Regular season only)

	Never		Largest Lead:			
	Losses	Led	1-3	4-7	8-10	11+
1980	9	4	3	1	1	
1981	10	6	3	1	1	
1982	6	4		1		17 at TB
1983	8	6		2		
1984	6		2	3	1	
1985	1	1				
1986	2	1		1		
1987	4	2				14 vs. NO; 14 at Den
1988	4	3	1			
1989	10	5	3	1	1	
1990	5	2	1	1	1	
1991	5	3		1	1	
1992	11	6	1	2		14 vs. Cin; 20 at Min
1993	9	4	2	2	1	
1994	7	4	2		1	
1995	7	3		4		
1996	9	2	2	4	1	
1997	12	4	2	4	1	14 at Det
1998	12	3	1	5	1	11 vs. Min; 15 at TB



Bears All-Time Roster

Taylor, Ken (Oregon St.)	..CB	1985
Taylor, Lionel (NM Highland Univ.)	..E	1959
Taylor, Roosevelt (Grambling)	..DB	1961-68
Teafattiller, Guy (Illinois)	..DL	1987
Thayer, Tom (Notre Dame)	..G	1985-92
Thierry, John (Alcorn State)	..DE	1994-98
Thomas, Bob (Notre Dame)	..K	1975-84
Thomas, Calvin (Illinois)	..FB	1982-87
Thomas, Earl (Houston)	..WR	1971-73
Thomas, Mark (NC State)	..DE	1997-98
Thomas, Stan (Texas)	..T	1991-92
Thompson, Russ (Nebraska)	..T	1936-39
Thornton, James (Cal St.-Fton)	..TE	1988-92
Thrift, Cliff (E Central Oklahoma)	..LB	1985
Thrower, Willie (Michigan State)	..QB	1953
Tillman, Lewis (Jackson St.)	..RB	1994-95
Timpson, Michael (Penn State)	..WR	1995-96
Tom, Mel (San Jose State)	..DE	1973-75
Tomczak, Mike (Ohio State)	..QB	1985-90
Torrance, Jack* (LSU)	..T	1939-40
Trafton, George* (Notre Dame)	..C	1920-32
Trimble, Steve (Maryland)	..DB	1987
Trost, Milt (Marquette)	..T	1935-39
Tucker, Bill (Tennessee State)	..RB	1971
Turner, Cecil (California Poly)	..FL	1968-73
Turner, Clyde (Hardin-Simmons)	..C	1940-52

• U •

Ulmer, Mike (Doane)	..CB	1980
Usher, Lou* (Syracuse)	..T	1920

• V •

Vactor, Ted (Nebraska)	..CB	1975
Vallez, Emilio (New Mexico)	..TE	1968-69
Van Horn, Keith (USC)	..T	1981-93
Van Valkenburg, Pete (BYU)	..RB	1974
Veach, Walter*	..HB	1920
Venturelli, Fred*	..T	1948
Vick, Ernie* (Michigan)	..C	1925-27
Vick, Richard (Wash. & Jeff.)	..QB	1925
Villarrial, Chris (Indiana-PA)	..C	1996-98
Vodicka, Joe (Lewis Institute)	..HB	1943-45
Voss, Walter "Tillie" (Detroit)	..E	1927-28
Vucinich, Milt (Stanford)	..G	1945

• W •

Waddle, Tom (Boston College)	..WR	1989-94
Wade, Charles (Tennessee St.)	..WR	1974
Wade, William (Vanderbilt)	..QB	1961-66
Waechter, Henry (Nebraska)	..DE	1982-85
Wager, Clinton (St. Mary's)	..E	1942-43
Wagner, Barry (Alabama A & M)	..WR	1992
Wagner, Bryan (Cal St.-Northridge)	..P	1987-88
Wallace, Bob (UTEP)	..E	1968-72
Wallace, John (Notre Dame)	..E	1928
Wallace, Stan (Illinois)	..HB	1954-57
Walquist, Laurie* (Illinois)	..QB	1922-31
Walsh, Steve (Miami, FL)	..QB	1994-95
Walterscheid, Len (S Utah)	..S	1977-82
Ward, John (Oklahoma State)	..C-G	1976
Washington, Fred* (TCU)	..DT	1990

Washington, Harry (Colorado St.)	..WR	1979
Watkins, Bobby (Ohio State)	..HB	1955-57
Watts, Rickey (Tulsa)	..WR	1979-83
Weatherly, Gerald "Bones" (Rice)	..C	1950, 52-54
Wells, Mike (Iowa)	..DT	1998
Wetnight, Ryan (Stanford)	..TE	1993-98
Wetoska, Bob (Notre Dame)	..T	1960-69
Wetzel, Damon (Ohio State)	..HB	1935
Wheeler, Ted (W Texas State)	..G	1970
Wheeler, Wayne (Alabama)	..WR	1974
Whitaker, Danta (Miss. Valley St.)	..TE	1993
White, Lawrence (Dana)	..WR	1987
White, Roy* (Valparaiso)	..FB	1923-27
White, Wilford (Arizona State)	..HB	1951-52
Whitman, S.J. (Tulsa)	..HB	1953-54
Whitsell, Dave (Indiana)	..DB	1961-66
Whitton, Jesse (West Texas)	..HB	1958
Wiegmann, Casey (Iowa)	..C/G	1997-98
Wightkin, Bill (Notre Dame)	..DE	1950-57
Williams, Bob (Notre Dame)	..QB	1951-53
Williams, Brooks (N Carolina)	..TE	1981-82
Williams, Broughton (Florida)	..T	1947
Williams, Dave (Colorado)	..RB	1979-81
Williams, Fred (Arkansas)	..T	1952-63
Williams, James (Cheyney St.)	..DT	1991-98
Williams, Jeff (Rhode Island)	..G	1982
Williams, Oliver (Illinois)	..WR	1983
Williams, Perry (Purdue)	..RB	1974
Williams, Tyrone (Wyoming)	..DT	1997
Williams, Walt (New Mexico St.)	..CB	1982-83
Willis, Peter Tom (Florida St.)	..CB	1990-93
Wilson, George* (Northwestern)	..E	1937-46
Wilson, Nemiah (Grambling)	..CB	1975
Wilson, Otis (Louisville)	..LB	1980-87
Wojciechowski, John (Mich. St.)	..T	1987-93
Wolden, Allan (Bemidji State)	..RB	1987
Woods, Tony (Oklahoma)	..DT	1989
Woolford, Donnell (Clemson)	..CB	1989-96
Worley, Tim (Georgia)	..RB	1993-94
Wright, Eric (Stephen F. Austin)	..WR	1991-92
Wright, Steve (Alabama)	..T	1971
Wrightman, Tim (UCLA)	..TE	1985-86
Wynne, Elmer* (Notre Dame)	..FB	1928

• Y •

Youmans, Maury (Syracuse)	..T	1960-63
Young, Adrian (USC)	..LB	1973
Young, Randolph* (Millikin)	..T	1920
Youngblood, George (LSU)	..S	1969
Yourist, Abe	..E	1923

• Z •

Zanders, Emanuel (Jackson State)G	1981
Zarnas, Gust (Ohio State)G	1938
Zawatson, Dave (California)T	1989
Zeller, Joe (Indiana)G	1938
Zizak, Vince* (Villanova)G	1934
Zorich, Chris (Notre Dame)DT	1991-97
Zorich, George* (Northwestern)G	1944-46
Zucco, Vic (Michigan State)HB	1957-60



All-Time Assistant Coaches

Name	Seasons	Years	Name	Seasons	Years
Abramowicz, Danny	5	1992-96	Kuhlmann, Hank	5	1978-82
Allen, George	8	1958-65	Landry, Greg	7	1986-92
Anderson, Hunk	8	1940-42; 46-50	LaRue, Jim	12	1978-89
Armstrong, Keith	2	1997-98	Levra, John	7	1986-92
Austin, Bill	1	1971	Lord, Bob	1	1974
Bratkowski, Zeke	3	1972-74	Luckman, Sid	16	1954; 56-70
Brodsky, Joe	1	1998	Mainord, Carlos	6	1993-98
Brooks, Clarence	6	1993-98	Marchbroda, Ted	1	1981
Brumbaugh, Carl	3	1938; 40; 44	Mather, Chuck	8	1958-65
Callahan, Ray	3	1975-77	McGinnis, David	10	1986-95
Carr, Jim	3	1969; 73-74	Meyer, Ken	3	1978-80
Cavanaugh, Matt	2	1997-98	Moss, Perry	4	1970-73
Cherundolo, Chuck	6	1966-68; 72-74	O'Connor, Fred	3	1975-77
Cody, Ed	6	1965-70	Peete, Willie	3	1995-97
Conner, George	2	1956-57	Pendry, Joe	2	1993-94
DeCorrevont, Bill	1	1949	Plumb, Ted	8	1980-85; '96-97
Dimancheff, Babe	3	1966-68	Rapp, Vic	4	1989-92
Dooley, Jim	14	1963-67; 81-89	Ringo, Jim	3	1969-71
Dovell, Whitey	3	1972-74	Roland, Johnny	11	1982-92
Driscoll, Paddy	20	1941-55; 58-62	Ronzani, Gene	3	1947-49
Ecklund, Brad	3	1975-77	Rossley, Tom	1	1998
Fears, Ivan	6	1993-98	Ryan, Buddy	8	1978-85
Fichtner, Ross	3	1975-77	Schiano, Greg	3	1996-98
Fortunato, Joe	2	1967-68	Scovil, Doug	1	1978
Frei, Jerry	3	1978-80	Shaughnessy, Clark	12	1951-62
George, Bill	1	1972	Shaw, Bob	3	1969-71
Gerhart, Doug	1	1979	Shinnick, Don	2	1970-71
Gibron, Abe	7	1965-71	Shula, Mike	3	1993-95
Gillman, Sid	1	1977	Slowik, Bob	6	1993-98
Goldston, Ralph	1	1974	Stanfel, Dick	12	1981-92
Grange, Red	8	1933-40	Stoltz, Jerry	4	1973-76
Handler, Phil	17	1952-68	Stydahar, Joe	2	1963-64
Haupt, Dale	8	1978-85	Tobin, Vince	7	1986-92
Hilton, John	3	1975-77	Turner, Clyde "Bulldog"	5	1952-56
Hughes, Ed	7	1982-88	Turner, Ron	4	1993-96
Jagade, Chick	1	1956	Walquist, Laurie	2	1933-34
Johnsok, Luke	30	1935-39; 41-42; 46-68	Wilson, George	2	1947-48
Kazor, Steve	11	1982-92	Wise, Tony	6	1993-98
			Yaralian, Zaven	3	1990-92

BEARS vs. SUPER BOWL WINNERS

The Bears are 8-8 against defending Super Bowl champions. However, Chicago has won 7 of its last 10 against reigning champs, despite losing twice to Green Bay in '97. The Bears opened the '96 and '97 seasons against the defending champs—the Packers (loss) in 1997, and Dallas (22-6 Bears win) in 1996.

YEAR / DATE OF GAME	OPPONENT	RESULT / SCORE
1967 (Sept. 24)	@ Green Bay	L 10-13
1967 (Nov. 26)	GREEN BAY (at Wrigley Field)	L 13-17
1968 (Nov. 3)	@ Green Bay	W 13-10
1968 (Dec. 15)	GREEN BAY (at Wrigley Field)	L 27-28
1975 (Oct. 19)	@ Pittsburgh	L 3-34
1980 (Sept. 28)	@ Pittsburgh	L 3-38
1981 (Dec. 13)	@ Oakland	W 23-6
1984 (Nov. 4)	LA RAIDERS	W 17-6
1985 (Oct. 13)	@ San Francisco	W 26-10
1987 (Sept. 14)	NEW YORK GIANTS	W 34-19*
1988 (Nov. 13)	@ Washington	W 34-14
1989 (Dec. 24)	@ San Francisco	L 0-26
1991 (Sept. 15)	NEW YORK GIANTS	W 20-17
1996 (Sept. 1)	DALLAS	W 22-6*
1997 (Sept. 1)	@ Green Bay	L 38-24*
1997 (Oct. 12)	Green Bay	L 24-23

* Monday night season-opener.



Pre-Season Results

1921 — 1-0		
Waukegan	W	35 0

1923 — 0-0-1		
Milwaukee Badgers	T	0 0

1924 — 2-1		
Cleveland Bulldogs	W	23 0
Frankford Yellowjackets	W	13 10
Rock Island Independents	L	6 7

1928 — 1-0		
Minneapolis Marines	W	12 6

1929 — 1-1		
Memphis Tigers	W	39 19
Memphis Tigers	L	14 21

1930 — 1-1		
Milwaukee Badgers	W	26 0
Ironton (OH) Tanks	L	13 26

1931 — 1-0		
Cicero Boosters	W	43 0

1932 — 3-0-1		
Cleveland Panthers	W	26 0
St. Louis Gunners	W	35 0
Portsmouth Spartans	T	6 6
Boston Redskins	W	21 0

1933 — 2-0		
S 10 Cicero Boosters	W	60 0
S 16 Notre Dame All-Stars	W	14 0

1934 — 4-0-1		
A 30 Chicago All-Stars	T	0 0
S 5 Indiana Harbor	W	19 6
S 9 Chicago Tigers	W	41 0
S 12 LaCrosse	W	25 0
Texas All-Stars	W	34 13
<i>O 12 Green Bay Packers</i>	W	10 6
<i>N 7 Minnesota Stars</i>	W	14 3
<i>D 15 Philadelphia Eagles</i>	W	28 14
<i>D 22 Brooklyn Dodgers</i>	W	20 6
<i>D 23 Memphis Tigers</i>	W	30 13
<i>J 13 Chicago Cardinals</i>	L	9 13
<i>J 20 Pacific Coast Stars</i>	W	26 7
<i>J 27 New York Giants</i>	W	21 0

Italics indicates mid- or post-season exhibition games.

1935 — 5-0		
A 30 College All-Stars	W	5 0
S 8 Badger All-Stars	W	58 0
S 11 Calumet All-Stars	W	40 0
S 15 American Legion All-Stars	W	41 0
Kenosha	W	47 0

1936 — 1-1		
S 7 Texas All-Stars	L	6 7
S 8 Oklahoma All-Stars	W	14 6

1937 — 3-1		
S 6 Texas All-Stars	L	0 6
S 7 Oklahoma All-Stars	W	25 0
S 10 Calumet Indians	W	34 0
S 12 Des Moines Comets	W	39 0

1938 — 4-1		
S 1 Eastern All-Stars	W	26 14
S 5 Southern All-Stars	W	32 18
S 23 Negro All-Stars	W	51 0
S 25 Cincinnati Bengals	L	13 17
S 27 Los Angeles Bulldogs	W	14 12

1939 — 3-0		
S 5 Calumet All-Stars	W	13 0
S 9 Glen Ellyn All-Stars	W	55 6
S 27 Cincinnati Bengals	W	26 6

1940 — 6-1		
A 24 Calumet Indians	W	48 6
A 30 Pittsburgh Steelers	L	9 10
S 5 Philadelphia Eagles	W	27 21
S 8 Newark Bears	W	35 7
S 12 Calumet Indians	W	52 0
S 15 St. Louis Gunners	W	59 0
National League Stars	W	28 14

1941 — 6-0		
A 19 Kenosha Cardinals	W	27 6
A 28 College All-Stars	W	37 13
S 9 Brooklyn Dodgers	W	14 9
S 11 Eastern All-Stars	W	23 6
S 14 Newark Bears	W	47 12
National League Stars	W	35 24

1942 — 5-0		
A 22 Camp Grant	W	32 6
A 28 College All-Stars	W	21 0
S 5 Pittsburgh Steelers	W	40 20
S 13 Washington Redskins	W	38 14
S 20 Army All-Stars	W	14 7

1943 — 3-0		
New York Giants	W	42 28
Washington Redskins	W	21 14
Philadelphia-Pittsburgh	W	20 7

1944 — 3-1		
A 30 College All-Stars	W	24 21
Washington Redskins	L	7 21
New York Giants	W	20 10
Washington Redskins	W	28 0

1945 — 1-2		
Washington Redskins	L	7 14
Philadelphia Eagles	L	21 38
New York Giants	W	14 13

1946 — 5-0		
S 1 New York Giants	W	19 0
S 5 Boston Yanks	W	24 17
S 13 Philadelphia Eagles	W	24 12
S 17 Akron Bears	W	38 13
S 22 Washington Redskins	W	20 14

1947 — 3-1		
A 22 College All-Stars	L	0 16
S 7 Boston Yanks	W	37 20
S 13 Philadelphia Eagles	W	13 10
S 17 Washington Redskins	W	28 7



Pre-Season Results

1948 — 4-1		Chi	Opp
A 22	Pittsburgh Steelers	W 28	14
A 28	Philadelphia Eagles	W 24	23
S 5	Boston Yanks	W 42	7
S 9	Boston Yanks	W 24	14
S 14	New York Giants	L 7	17

1949 — 4-1		Chi	Opp
A 20	Pittsburgh Steelers	W 34	0
A 28	New York Bulldogs	W 14	7
S 4	Washington Redskins	W 28	17
S 10	New York Giants	W 20	17
S 17	Philadelphia Eagles	L 7	14

1950 — 4-2		Chi	Opp
A 12	New York Yankees	W 34	33
A 18	New York Giants	L 7	10
A 24	Baltimore Colts	W 21	17
A 26	Pittsburgh Steelers	W 30	14
S 1	Cleveland Browns	L 23	27
S 10	Philadelphia Eagles	W 10	3

1951 — 3-4		Chi	Opp
A 23	Los Angeles Rams	L 14	42
A 26	San Francisco 49ers	W 24	7
S 2	New York Giants	L 0	14
S 9	Cleveland Browns	L 21	32
S 15	Philadelphia Eagles	W 31	6
S 19	Washington Redskins	W 21	19
S 23	Pittsburgh Steelers	L 17	21

1952 — 4-1		Chi	Opp
A 12	Pittsburgh Steelers	W 14	9
A 29	Cleveland Browns	L 7	14
S 6	Philadelphia Eagles	W 37	7
S 14	New York Giants	W 17	7
S 20	Pittsburgh Steelers	W 23	0

1953 — 2-4		Chi	Opp
A 15	Pittsburgh Steelers	L 10	29
A 22	Philadelphia Eagles	L 10	24
A 29	Pittsburgh Steelers	W 31	28
S 3	New York Giants	L 7	14
S 11	Cleveland Browns	L 14	20
S 20	Chicago Cardinals	W 14	13

1954 — 3-3		Chi	Opp
A 14	Pittsburgh Steelers	W 21	14
A 18	Chicago Cardinals	L 0	10
A 28	Philadelphia Eagles	L 21	24
S 4	Washington Redskins	W 28	24
S 12	New York Giants	W 28	24
S 18	Cleveland Browns	L 7	35

1955 — 3-2		Chi	Opp
A 20	Chicago Cardinals	L 6	21
A 26	Philadelphia Eagles	L 20	27
S 3	Washington Redskins	W 45	10
S 10	New York Giants	W 7	0
S 15	Cleveland Browns	W 24	21

1956 — 5-1		Chi	Opp
A 18	Chicago Cardinals	W 31	7
A 24	Philadelphia Eagles	W 28	21
S 1	Washington Redskins	W 17	3
S 8	Pittsburgh Steelers	W 21	10
S 15	New York Giants	W 20	10
S 21	Cleveland Browns	L 14	24

1957 — 4-1-1		Chi	Opp
A 17	Pittsburgh Steelers	W 24	7
A 24	Baltimore Colts	T 24	24
A 30	New York Giants	L 17	24
S 8	Philadelphia Eagles	W 24	14
S 14	Pittsburgh Steelers	W 37	10
S 20	Cleveland Browns	W 29	3

1958 — 6-0		Chi	Opp
A 17	Chicago Cardinals	W 24	7
A 24	Philadelphia Eagles	W 3	0
A 30	Pittsburgh Steelers	W 17	10
S 5	Detroit Lions	W 24	17
S 12	Cleveland Browns	W 42	31
S 21	Washington Redskins	W 27	24

1959 — 5-1		Chi	Opp
A 15	Green Bay Packers	W 19	16
A 22	Philadelphia Eagles	W 24	21
A 29	Pittsburgh Steelers	W 54	17
S 5	Washington Redskins	W 52	14
S 11	New York Giants	W 18	6
S 19	Cleveland Browns	L 31	33

1960 — 3-2		Chi	Opp
A 15	New York Giants	W 16	17
A 27	Green Bay Packers	L 7	35
S 3	Washington Redskins	W 17	0
S 10	Cleveland Browns	L 10	16
S 16	Pittsburgh Steelers	W 21	10

1961 — 4-2		Chi	Opp
A 5	Montreal Alouettes	W 34	16
A 12	Philadelphia Eagles	L 10	38
A 19	Washington Redskins	W 29	13
A 26	Green Bay Packers	L 14	24
S 2	Minnesota Vikings	W 30	7
S 8	Pittsburgh Steelers	W 24	21

1962 — 0-5		Chi	Opp
A 11	Pittsburgh Steelers	L 14	19
A 18	Philadelphia Eagles	L 14	28
A 25	Green Bay Packers	L 21	35
S 1	Washington Redskins	L 28	29
S 7	Cleveland Browns	L 24	28

1963 — 3-2		Chi	Opp
A 10	New York Giants	W 17	7
A 15	Washington Redskins	W 28	26
A 24	Green Bay Packers	L 7	26
A 31	St. Louis Cardinals	L 14	17
S 7	Baltimore Colts	W 14	7

1964 — 3-2		Chi	Opp
A 7	College All-Stars	W 28	17
A 14	Washington Redskins	W 14	13
A 22	Green Bay Packers	L 7	21
A 28	St. Louis Cardinals	L 3	7
S 7	Dallas Cowboys	W 21	6

1965 — 2-3		Chi	Opp
A 12	Washington Redskins	W 31	30
A 21	Green Bay Packers	L 14	31
A 28	Los Angeles Rams	W 28	14
S 3	St. Louis Cardinals	L 3	25
S 11	Dallas Cowboys	L 21	34



Pre-Season Results

1966 — 3-1

	Chi	Opp
A 6 Philadelphia Eagles	L 21	40
A 12 Green Bay Packers	W 13	10
A 20 Washington Redskins	W 21	10
S 2 St. Louis Cardinals	W 22	20

1967 — 2-3

	Chi	Opp
A 9 Washington Redskins	L 14	37
A 18 Green Bay Packers	L 0	18
A 23 Kansas City Chiefs	L 24	66
S 1 St. Louis Cardinals	W 42	14
S 9 Philadelphia Eagles	W 14	0

1968 — 4-1

	Chi	Opp
A 3 Dallas Cowboys	W 30	24
A 10 Baltimore Colts	L 0	10
A 19 Green Bay Packers	W 10	7
A 24 Washington Redskins	W 45	13
S 6 St. Louis Cardinals	W 19	17

1969 — 3-3

	Chi	Opp
A 2 Washington Redskins	L 7	13
A 9 Miami Dolphins	W 16	10
A 16 Green Bay Packers	W 19	9
A 22 Houston Oilers	L 17	19
A 30 Buffalo Bills	W 23	16
S 12 St. Louis Cardinals	L 31	37

1970 — 1-4-1

	Chi	Opp
A 8 Houston Oilers	W 23	13
A 15 Green Bay Packers	T 6	6
A 24 San Diego Chargers	L 9	14
A 29 St. Louis Cardinals	L 3	24
S 5 Denver Broncos	L 17	30
S 11 Minnesota Vikings	L 30	31

1971 — 3-3

	Chi	Opp
A 7 Green Bay Packers	W 2	0
A 14 Baltimore Colts	L 13	21
A 21 Minnesota Vikings	L 14	34
A 28 Cleveland Browns	W 20	19
S 4 Houston Oilers	L 17	37
S 12 Denver Broncos	W 33	17

1972 — 1-4-1

	Chi	Opp
A 5 Kansas City Chiefs	L 10	24
A 10 Houston Oilers	W 20	17
A 20 New England Patriots	L 17	27
A 27 Green Bay Packers	L 7	10
S 3 Buffalo Bills	T 24	24
S 9 St. Louis Cardinals	L 14	33

1973 — 3-1-2

	Chi	Opp
A 4 Green Bay Packers	T 13	13
A 11 Houston Oilers	W 34	7
A 18 Miami Dolphins	T 9	9
A 26 Buffalo Bills	W 13	10
S 1 St. Louis Cardinals	W 31	20
S 9 Washington Redskins	L 3	7

1974 — 1-5

	Chi	Opp
A 3 St. Louis Cardinals	L 7	10
A 12 Pittsburgh Steelers	L 21	50
A 17 Green Bay Packers	L 10	20
A 26 Baltimore Colts	W 20	16
A 31 Houston Oilers	L 20	37
S 9 Miami Dolphins	L 7	30

1975 — 2-4

	Chi	Opp
A 9 San Diego Chargers	W 22	0
A 16 Green Bay Packers	L 9	13
A 23 St. Louis Cardinals	W 14	13
A 30 Denver Broncos	L 0	13
S 6 Miami Dolphins	L 10	21
S 13 Houston Oilers	L 13	24

1976 — 5-1

	Chi	Opp
J 31 Denver Broncos	W 15	14
A 7 Seattle Seahawks	W 27	16
A 14 Baltimore Colts	W 25	14
A 21 St. Louis Cardinals	L 14	20
A 28 Tampa Bay Buccaneers	W 10	7
S 3 Washington Redskins	W 9	7

1977 — 3-4

	Chi	Opp
J 30 New York Jets	W 20	6
A 6 New Orleans Saints	L 14	20
A 13 Oakland Raiders	W 20	13
A 20 Houston Oilers	W 14	10
A 25 Cleveland Browns	L 7	14
S 2 St. Louis Cardinals	L 14	23
S 10 Cincinnati Bengals	L 6	24

1978 — 0-4

	Stadium	Chi	Opp
A 5 Oakland Raiders	(S)	L 13	14
A 12 St. Louis Cardinals	(S)	L 14	26
A 19 Cincinnati Bengals	(CI)	L 3	27
A 24 Seattle Seahawks	(SE)	L 7	16

1979 — 3-1

	Chi	Opp	
A 4 New York Jets	(S)	W 27	14
A 11 New Orleans Saints	(NO)	W 13	6
A 18 Cincinnati Bengals	(S)	W 17	13
A 25 St. Louis Cardinals	(SL)	L 7	10

INTERNATIONAL GAMES

The Bears were participants in the NFL's first overseas game when they met the Cowboys in London in 1986. Since that contest, the American Bowl has expanded to many international sites including Tokyo, Barcelona, Montreal, and Mexico City, as well as Sydney, Australia this coming August. Two summers ago, the Bears' fourth trip abroad took them to Dublin, Ireland's Croke Park on July 27, 1997, to face the Pittsburgh Steelers.

Aug. 3, 1986	Bears 17	Cowboys 3	Wembley Stadium	London, ENGLAND
Aug. 14, 1988	Bears 21	Vikings 28	Ullevi Stadium	Gothenburg, SWEDEN
Aug. 3, 1991	Bears 7	49ers 21	Olympic Stadium	Berlin, GERMANY
July 27, 1997	Bears 17	Steelers 30	Croke Park	Dublin, IRELAND



Pre-Season Results

1980 — 1-3		Chi	Opp
A 10	New York Jets (NJ)	W 21	9
A 16	Cincinnati Bengals (CI)	L 3	21
A 23	Cleveland Browns (S)	L 31	33
A 30	St. Louis Cardinals (S)	L 13	21

1981 — 2-2		Chi	Opp
A 8	New York Giants (S)	L 7	23
A 15	Kansas City Chiefs (KC)	L 0	13
A 22	Cincinnati Bengals (S)	W 24	21
A 29	St. Louis Cardinals (SL)	W 31	27

1982 — 1-3		Chi	Opp
A 16	San Diego Chargers (SD)	L 27	28
A 21	Buffalo Bills (BF)	W 21	14
A 28	St. Louis Cardinals (S)	L 3	10
S 4	Baltimore Colts (S)	L 17	26

1983 — 3-1		Chi	Opp
A 6	Buffalo Bills (S)	W 27	17
A 13	St. Louis Cardinals (SL)	L 24	27
A 20	Los Angeles Raiders (LA)	W 27	21
A 27	Kansas City Chiefs (S)	W 20	17

1984 — 1-3		Chi	Opp
A 4	St. Louis Cardinals (S)	L 10	19
A 11	Green Bay Packers (ML)	L 10	17
A 18	Cincinnati Bengals (S)	L 17	25
A 26	Buffalo Bills (I)	W 38	7

1985 — 1-3		Chi	Opp
A 9	St. Louis Cardinals (SL)	L 3	10
A 17	Indianapolis Colts (S)	L 13	24
A 26	*Dallas Cowboys (DA)	L 13	15
A 31	Buffalo Bills (S)	W 45	14

1986 — 4-1		Chi	Opp
A 3	**Dallas Cowboys (LN)	W 17	6
A 9	Pittsburgh Steelers (TR)	W 33	13
A 16	Indianapolis Colts (S)	W 38	21
A 23	St. Louis Cardinals (S)	L 7	14
A 30	Buffalo Bills (ND)	W 31	17

1987 — 3-1		Chi	Opp
A 16	Miami Dolphins (JR)	W 10	3
A 22	Pittsburgh Steelers (S)	W 50	14
A 31	*St. Louis Cardinals (S)	L 16	20
S 5	Los Angeles Raiders (LA)	W 20	17

1988 — 1-3		Stadium†	Chi	Opp
A 6	Miami Dolphins (S)	W 20	17	
A 14	**Minnesota Vikings (SW)	L 21	28	
A 22	*Dallas Cowboys (DA)	L 9	17	
A 26	Los Angeles Raiders (S)	L 22	37	

1989 — 2-2		Chi	Opp
A 14	*Miami Dolphins (JR)	W 28	20
A 19	San Diego Chargers (S)	L 7	24
A 27	Kansas City Chiefs (S)	L 17	22
S 2	Los Angeles Raiders (LA)	W 41	38

1990 — 4-1		Chi	Opp
A 4	Cleveland Browns (CN)	W 13	0
A 11	Miami Dolphins (S)	W 10	6
A 18	Phoenix Cardinals (TM)	W 17	9
A 24	Los Angeles Raiders (S)	L 3	20
A 30	Buffalo Bills (SC)	W 35	7

1991 — 2-3		Chi	Opp
J 26	Miami Dolphins (JR)	W 6	0
A 3	**San Francisco 49ers (G)	L 7	21
A 11	Phoenix Cardinals (S)	L 10	12
A 17	Los Angeles Raiders (LA)	L 10	13
A 24	Buffalo Bills (S)	W 30	13

1992 — 1-3		Chi	Opp
A 10	*New Orleans Saints (S)	L 31	34
A 15	Phoenix Cardinals (TM)	L 17	20
A 23	Pittsburgh Steelers (S)	L 17	28
A 28	Dallas Cowboys (TX)	W 20	13

1993 — 1-3		Chi	Opp
A 8	Philadelphia Eagles (V)	L 9	13
A 14	Phoenix Cardinals (S)	L 10	11
A 23	*New Orleans Saints (NO)	L 14	20
A 27	Dallas Cowboys (S)	W 23	21

1994 — 4-0		Chi	Opp
A 5	Philadelphia Eagles (S)	W 12	6
A 13	Arizona Cardinals (TM)	W 16	0
A 22	*Kansas City Chiefs (KC)	W 21	18
A 27	New York Giants (S)	W 27	21

1995 — 1-3		Chi	Opp
A 4	Carolina Panthers (S)	W 18	15
A 14	*Cleveland Browns (CL)	L 13	55
A 20	Arizona Cardinals (S)	L 16	17
A 24	Indianapolis Colts (I)	L 7	29

1996 — 1-3		Chi	Opp
A 3	Carolina Panthers (C)	L 12	30
A 11	Miami Dolphins (S)	W 24	21
A 17	New Orleans Saints (NO)	L 21	31
A 22	# Kansas City Chiefs (S)	L 10	14

1997 — 2-3		Chi	Opp
J 27	**Pittsburgh Steelers @ Dublin	L 17	30
A 2	@Buffalo Bills (BF)	W (ot)	20
A 10	@Miami Dolphins (JR)	L 14	21
A 16	Arizona Cardinals (S)	W 22	10
A 22	New Orleans Saints (S)	L 7	13

1998 — 0-4		Chi	Opp
A 8	@Baltimore Ravens (BA)	L 14	19
A 14	@Arizona Cardinals (CL)	L 24	27
A 21	Buffalo Bills (S)	L 9	17
A 28	New York Jets (S)	L 7	24

1999 —		Chi	Opp
A 7	Indianapolis Colts (S)		
A 13	@ Pittsburgh Steelers (TR)		
A 21	St. Louis Rams (S)		
A 28	@ Cleveland Browns (CB)		

* Indicates Monday Night Football
 ** American Bowl game (overseas)
 # Game cancelled in 3rd quarter due to lightning.
 † See page 254 for stadium codes.

All-time Pre-season Record: 202-133-8 (.603)



Post-Season Results

Date	Game	Winner	Losers	Chi-Opp	Site
12-17-33	NFL Championship	BEARS	NY Giants	23-21	Wrigley Field
12-9-34	NFL Championship	NY Giants	BEARS	13-30	Polo Grounds
12-12-37	NFL Championship	Washington	BEARS	21-28	Wrigley Field
12-8-40	NFL Championship	BEARS	Washington	73- 0	Griffith Stadium
12-14-41	Conf. Championship	BEARS	Green Bay	33-14	Wrigley Field
12-21-41	NFL Championship	BEARS	NY Giants	37- 9	Wrigley Field
12-13-42	NFL Championship	Washington	BEARS	6-14	Griffith Stadium
12-26-43	NFL Championship	BEARS	Washington	41-21	Wrigley Field
12-15-46	NFL Championship	BEARS	NY Giants	24-14	Polo Grounds
12-17-50	Conf. Championship	LA Rams	BEARS	14-24	LA Coliseum
12-30-56	NFL Championship	NY Giants	BEARS	7-47	Yankee Stadium
12-29-63	NFL Championship	BEARS	NY Giants	14-10	Wrigley Field
12-26-77	NFC Divisional	Dallas	BEARS	7-37	Texas Stadium
12-23-79	NFC Wild Card	Philadelphia	BEARS	17-27	Veterans Stadium
12-30-84	NFC Divisional	BEARS	Washington	23-19	RFK Memorial
1-6-85	NFC Championship	San Francisco	BEARS	0-23	Candlestick Park
1-5-86	NFC Divisional	BEARS	NY Giants	21- 0	Soldier Field
1-12-86	Conf. Championship	BEARS	LA Rams	24- 0	Soldier Field
1-26-86	Super Bowl XX	BEARS	New England	46-10	Louisiana Superdome
1-3-87	NFC Divisional	Washington	BEARS	13-27	Soldier Field
1-10-88	NFC Divisional	Washington	BEARS	17-21	Soldier Field
12-31-88	NFC Divisional	BEARS	Philadelphia	20-12	Soldier Field
1-8-89	Conf. Championship	San Francisco	BEARS	3-28	Soldier Field
1-6-91	First Round	BEARS	New Orleans	16- 6	Soldier Field
1-13-91	Second Round	NY Giants	BEARS	3-31	Giants Stadium
12-29-91	First Round	Dallas	BEARS	13-17	Soldier Field
1-1-95	First Round	BEARS	Minnesota	35-18	HHH Metrodome
1-7-95	Second Round	San Francisco	BEARS	15-44	Candlestick Park

Bears vs.:	Opponent	W-L	Points
	Green Bay	1-0	1,000
	Minnesota	1-0	1,000
	New England	1-0	1,000
	New Orleans	1-0	1,000
	NY Giants	5-3	.625
	LA Rams	1-1	.500
	Philadelphia	1-1	.500
	Washington	3-4	.429
	Dallas	0-2	.000
	San Francisco	0-3	.000

Playoff record: 14-14 (.500)
 Record at home: 10-5 (.636)
 NFL Championship game record: 7-4 (.667)
 NFC Central Division Championships:
 1977*, 1979*, 1984, 1985, 1986, 1987,
 1988, 1990
 (* tied for division title and lost tiebreaker)

MOST-WATCHED TV PROGRAMS...EVER

Program	Date	Viewers	Rating
1. Super Bowl XXX (Dallas vs. Pittsburgh) NBC	1-28-96	138,488,000	46.0
2. Super Bowl XXVIII (Dallas vs. Buffalo) NBC	1-30-94	134,800,000	45.5
3. Super Bowl XXXII (Green Bay vs. Denver) NBC	1-25-98	133,400,000	44.5
3. Super Bowl XXVII (Dallas vs. Buffalo) NBC	1-31-93	133,400,000	45.1
4. Super Bowl XXXI (Green Bay vs. New England) FOX	1-26-97	128,900,000	43.3
6. Super Bowl XX (Chicago vs. New England) NBC	1-26-86	127,000,000	48.3

- A rating is the percentage of houses with televisions which are watching the program. The 48.3 for SBXX is the fourth-highest in TV history (SBXVI, SBXVII, and the '94 winter figure skating).
- The Bears' Super Bowl drew a 70 share, which means that 70% of all people watching TV were watching that game. The closest any program has come to a 70 since SBXX was in January, 1996 when Super Bowl XXX recorded a 68 share.



Bears All-Time Results

1920 (10-1-2, .909)

George S. Halas — Coaches		Decatur	Bears	Opp
O 10	Moine Tractors	W	52	0
O 10	Moine Tractors	W	52	0
O 17	Rock Island Indep	W	7	0
O 17	Chicago Tigers	W	10	0
O 31	Rockford	W	29	0
N 11	Rock Island Indep	W	0	0
N 11	Champaign	W	20	0
N 14	Minneapolis Marines	W	28	0
N 24	Hammond Pros	W	6	0
N 26	Chicago Tigers	W	6	0
N 26	Chicago Cardinals	W	10	0
N 28	Chicago Cardinals	W	0	0
D 12	Akron Pros	W	164	21

1921 (9-1-1, .900)

George S. Halas — Coaches		Chicago	Bears	Opp
O 19	Rock Island Indep	W	14	10
O 19	Rochester Jeffersons	W	16	0
O 22	Dayton Triangles	W	10	0
N 11	Detroit Tigers	W	20	0
N 13	Rock Island Indep	W	22	0
N 13	Cleveland Indians	W	6	7
N 20	Buffalo All-Americans	W	20	0
N 27	Green Bay Packers	W	20	0
N 27	Buffalo All-Americans	W	10	0
N 28	Carlton Bulldogs	W	10	0
O 18	Chicago Cardinals	T	0	0
			128	53

1922 (9-3, .750)

George S. Halas — Coaches		Chicago	Bears	Opp
O 4	Racine Legion	W	7	0
O 15	Rock Island Indep	W	10	0
O 15	Rochester Jeffersons	W	10	0
O 22	Buffalo All-Americans	W	7	0
O 22	Dayton Triangles	W	6	0
N 12	Orange Indians	W	33	6
N 19	Rock Island Indep	W	20	10
N 30	Akron Pros	W	20	0
N 30	Chicago Cardinals	W	0	6
O 10	Toledo Maroons	W	22	0
D 10	Chicago Cardinals	L	123	44

1923 (9-2-1, .818)

George S. Halas — Coaches		Chicago	Bears	Opp
O 7	Rock Island Indep	L	3	0
O 7	Racine Legion	L	3	0
O 14	Green Bay Packers	W	3	0
O 14	Carlton Bulldogs	W	3	0
O 28	Buffalo All-Americans	W	16	0
N 18	Orange Indians	W	26	0
N 18	Rock Island Indep	W	26	0
N 25	Akron Pros	W	7	0
N 25	Hammond Pros	W	14	0
N 29	Chicago Cardinals	W	3	0
D 9	Milwaukee Badgers	W	29	7
D 9	Rock Island Indep	W	29	35

1924 (6-1-4, .857)

George S. Halas — Coaches		Chicago	Bears	Opp
S 29	Rock Island Indep	T	0	0
S 29	Cleveland Bulldogs	L	4	0
O 12	Racine Legion	W	10	10
O 19	Chicago Cardinals	W	6	0
O 26	Frankford Yel jackets	W	33	0
N 9	Rock Island Indep	W	12	0
N 9	Columbus Tigers	W	12	0
N 16	Racine Legion	W	3	0
N 16	Green Bay Packers	W	3	0
N 27	Chicago Cardinals	W	21	0
N 30	Milwaukee Badgers	W	31	0
N 30	Rock Island Indep	W	136	55

1925 (9-5-3, .643)

George S. Halas — Coaches		Chicago	Bears	Opp
S 23	Rock Island Indep	T	10	10
S 23	Green Bay Packers	L	0	0
O 14	Detroit Panthers	L	0	0
O 18	Hammond Pros	W	26	0
O 25	Cleveland Bulldogs	W	0	0
O 25	Chicago Cardinals	L	0	0
N 1	Rock Island Indep	W	16	0
N 1	Frankford Yel jackets	W	15	0
N 15	Detroit Panthers	W	14	0
N 22	Green Bay Packers	W	21	0
N 22	Chicago Cardinals	W	21	0
N 25	Columbus Tigers	W	14	13
D 5	Frankford Yel jackets	W	14	7
D 6	New York Giants	W	19	7
D 6	Providence St. Bol.	L	9	9
D 12	Detroit Panthers	L	0	21
D 13	New York Giants	L	0	0
			158	96

1926 (12-1-3, .923)

George S. Halas — Coaches		Chicago	Bears	Opp
S 19	Milwaukee Badgers	W	10	6
S 26	Green Bay Packers	W	10	6
O 10	Detroit Panthers	W	10	0
O 10	New York Giants	W	16	0
O 10	Chicago Cardinals	W	16	0
O 10	Duluth Eskimos	W	24	6
O 31	Akron Indians	W	17	0
N 11	Louisville Colonels	W	17	0
N 11	Chicago Cardinals	W	10	0

N 13	Milwaukee Badgers	W	10	7
N 21	Green Bay Packers	W	19	0
N 25	Chicago Cardinals	W	30	0
N 25	Carlton Bulldogs	W	6	0
D 12	Frankford Yel jackets	W	6	7
D 12	Pottsville Maroons	W	6	7
D 19	Green Bay Packers	T	215	63

1927 (9-3-2, .750)

George S. Halas — Coaches		Chicago	Bears	Opp
S 23	Chicago Cardinals	W	7	6
O 26	Green Bay Packers	W	12	0
O 26	New York Yankees	W	12	0
O 30	Cleveland Bulldogs	W	14	6
O 30	Dayton Triangles	W	14	6
N 8	Providence St. Bol.	L	0	0
N 8	New York Yankees	L	0	29
N 8	Providence St. Bol.	L	0	29
N 24	Green Bay Packers	W	14	20
N 24	New York Yankees	W	14	20
N 24	Chicago Cardinals	L	0	3
N 24	Chicago Cardinals	L	0	3
N 27	New York Giants	L	0	13
O 3	Frankford Yel jackets	W	2	0
O 4	Frankford Yel jackets	W	2	0
D 11	Duluth Eskimos	W	153	84

1928 (7-5-1, .636)

George S. Halas — Coaches		Chicago	Bears	Opp
S 21	Chicago Cardinals	W	12	12
O 21	Green Bay Packers	W	13	0
O 21	New York Giants	L	0	16
O 21	Green Bay Packers	L	0	16
O 21	Detroit Wolverines	L	0	16
N 11	New York Yankees	W	27	0
N 11	Dayton Triangles	W	23	0
N 18	Pottsville Maroons	W	7	14
N 18	Detroit Wolverines	W	34	0
N 26	Chicago Cardinals	W	3	0
N 26	Frankford Yel jackets	W	28	6
D 15	Green Bay Packers	L	0	19
D 15	Frankford Yel jackets	L	0	19
			182	85

1929 (4-9-2, .308)

George S. Halas — Coaches		Chicago	Bears	Opp
S 22	Minneapolis Marines	L	19	29
O 22	Green Bay Packers	W	7	6
O 22	Minneapolis Marines	W	16	0
O 23	Buffalo Bisons	W	16	0
O 23	Chicago Cardinals	W	27	0
O 23	Minneapolis R jackets	W	27	0
N 10	New York Giants	L	14	26
N 10	Green Bay Packers	L	0	14
N 16	Frankford Yel jackets	L	14	20
N 17	New York Giants	L	0	34
N 24	Buffalo Bisons	L	0	19
N 28	Chicago Cardinals	L	0	0
N 28	Frankford Yel jackets	L	0	25
N 28	Green Bay Packers	L	0	25
D 15	New York Giants	L	119	227

1930 (9-4-1, .692)

Ralph Jones — Coach		Chicago	Bears	Opp
S 21	Brooklyn Dodgers	L	0	9
S 21	Green Bay Packers	W	20	0
S 21	Minneapolis R jackets	W	20	0
O 12	New York Giants	W	3	16
O 19	Chicago Cardinals	L	6	7
N 9	Green Bay Packers	L	2	13
N 26	Frankford Yel jackets	W	13	7
N 26	Green Bay Packers	W	13	7
N 15	New York Giants	W	13	0
N 15	Frankford Yel jackets	W	13	0
N 27	Chicago Cardinals	W	6	6
D 5	Portsmouth Spartans	W	14	6
D 5	Green Bay Packers	W	29	71

1931 (8-5, .615)

Ralph Jones — Coach		Chicago	Bears	Opp
S 16	Cleveland Indians	W	21	9
O 17	Green Bay Packers	W	20	0
O 17	New York Giants	W	20	0
N 11	Chicago Cardinals	W	0	18
O 25	Frankford Yel jackets	W	13	7
O 25	Green Bay Packers	W	13	7
N 28	Portsmouth Spartans	W	9	6
N 28	New York Giants	W	12	6
N 28	Brooklyn Dodgers	W	18	7
N 28	Chicago Cardinals	L	0	2
N 29	Portsmouth Spartans	L	0	2
N 29	Green Bay Packers	L	6	26
D 13	New York Giants	L	145	82

1932 (7-1-6, .875)

Ralph Jones — Coach		Chicago	Bears	Opp
O 2	Green Bay Packers	T	0	0
O 2	Staten Isl. Stapletons	L	0	0
O 2	Chicago Cardinals	L	0	0
O 2	Green Bay Packers	L	0	0
O 23	Staten Isl. Stapletons	W	2	7
O 23	Boston Braves	W	26	6
N 19	New York Giants	T	13	13
N 19	Portsmouth Spartans	W	20	0
N 24	Brooklyn Dodgers	W	34	0
N 24	Chicago Cardinals	W	34	0
N 24	Portsmouth Spartans	W	6	0
O 4	New York Giants	W	6	0
D 11	Green Bay Packers	W	9	0
D 11	Portsmouth Spartans	W	160	44

1933 (10-2-1, .833)

George S. Halas — Coach		Bears	Opp
S 24	Green Bay Packers	W	7
S 24	Boston Redskins	W	10
O 15	Brooklyn Dodgers	W	10
O 15	Chicago Cardinals	W	10
O 15	Green Bay Packers	W	10
O 29	New York Giants	W	14
N 5	Boston Redskins	L	0
N 15	Philadelphia Eagles	L	0
N 15	Green Bay Packers	L	0
N 26	Portsmouth Spartans	W	17
N 26	Chicago Cardinals	W	22
D 3	Portsmouth Spartans	W	17
D 10	Green Bay Packers	W	7
		133	62

PLAYOFFS

D 17	New York Giants	W	23	21
------	-----------------	---	----	----

1934 (13-0, 1.000)

George S. Halas — Coach		Bears	Opp	
S 23	Green Bay Packers	W	24	13
O 30	Cincinnati Reds	W	21	0
O 7	Brooklyn Dodgers	W	28	0
O 10	Pittsburgh Pirates	W	28	0
O 14	Chicago Cardinals	W	20	0
O 21	Cincinnati Reds	W	41	7
O 28	Green Bay Packers	W	57	14
N 11	New York Giants	W	21	0
N 11	Boston Redskins	W	10	2
N 16	New York Giants	W	10	2
N 16	Chicago Cardinals	W	17	0
N 29	Detroit Lions	W	19	16
D 2	Detroit Lions	W	10	7
		286	86	

PLAYOFFS

D 9	New York Giants	L	13	30
-----	-----------------	---	----	----

1935 (6-4-2, .600)

George S. Halas — Coach		Bears	Opp	
S 22	Green Bay Packers	W	0	7
O 23	Pittsburgh Pirates	W	53	0
O 23	Philadelphia Eagles	W	53	0
O 23	Brooklyn Dodgers	W	24	14
O 27	Green Bay Packers	L	14	17
N 10	New York Giants	W	20	3
N 10	Boston Redskins	W	30	14
N 17	New York Giants	L	0	0
N 24	Detroit Lions	L	29	14
D 1	Detroit Lions	L	2	3
D 1	Chicago Cardinals	L	5	7
D 6	Chicago Cardinals	W	13	0
		152	106	

1936 (9-3, .750)

George S. Halas — Coach		Bears	Opp	
S 20	Green Bay Packers	W	30	3
O 19	Green Bay Packers	W	17	0
O 19	Philadelphia Eagles	W	27	0
O 4	Pittsburgh Pirates	W	27	0
O 11	Chicago Cardinals	W	2	3
O 25	Pittsburgh Pirates	W	29	10
N 2	Detroit Lions	L	10	21
N 1	Green Bay Packers	W	26	0
N 6	New York Giants	W	26	0
N 6	Boston Redskins	W	26	0
N 22	Philadelphia Eagles	W	28	9
N 26	Detroit Lions	L	7	14
N 29	Chicago Cardinals	L	222	94

1937 (9-1-1, .900)

George S. Halas — Coach		Bears	Opp	
O 4	Green Bay Packers	W	15	0
O 10	Pittsburgh Pirates	W	16	0
O 17	Cleveland Rams	W	20	0
O 17	Chicago Cardinals	W	28	20
O 20	Detroit Lions	L	3	3
O 31	New York Giants	L	14	24
N 7	Green Bay Packers	W	27	0

Bears All-Time Results

1939 (8-3, .727)

George S. Halas — Coach		
	Bears	Opp
S 15	Green Bay Packers	W 30 21
O 2	Cleveland Rams	W 30 21
O 5	Pittsburgh Steelers	W 32 0
O 8	Cleveland Rams	W 35 21
O 15	Chicago Cardinals	W 44 7
O 22	New York Giants	W 13 16
O 29	Detroit Lions	L 10 10
N 5	Green Bay Packers	L 30 27
N 12	Detroit Lions	W 23 13
N 19	Philadelphia Eagles	W 47 14
N 26	Chicago Cardinals	W 28 157

1940 (8-3, .727)

George S. Halas — Coach		
	Bears	Opp
S 22	Green Bay Packers	W 41 9
S 25	Chicago Cardinals	W 21 21
O 2	Cleveland Rams	W 21 14
O 13	Detroit Lions	W 7 0
O 20	Brooklyn Dodgers	W 16 7
O 27	New York Giants	W 37 21
O 34	Green Bay Packers	W 21 14
N 10	Detroit Lions	L 14 17
N 17	Washington Redskins	L 3 7
N 24	Cleveland Rams	W 47 25
N 31	Chicago Cardinals	W 28 152

PLAYOFFS
D 8 @ Washington Redskins W 73 0

1941 (10-1, .909)

George S. Halas — Coach		
	Bears	Opp
S 29	Green Bay Packers	W 25 27
S 32	Cleveland Rams	W 48 21
O 12	Chicago Cardinals	W 53 7
O 19	Detroit Lions	W 49 0
O 26	Pittsburgh Steelers	W 34 7
O 33	Green Bay Packers	L 16 16
N 9	Cleveland Rams	L 31 13
N 16	Washington Redskins	W 35 21
N 23	Detroit Lions	W 24 7
N 30	Philadelphia Eagles	W 48 14
D 7	Chicago Cardinals	W 34 24

PLAYOFFS
D 14 Green Bay Packers W 33 14
D 21 New York Giants W 37 9

1942 (11-0, 1.000)

George S. Halas — Coach		
	Bears	Opp
S 27	Green Bay Packers	W 44 49
O 4	Cleveland Rams	W 21 9
O 11	New York Giants	W 26 7
O 18	Philadelphia Eagles	W 45 14

**Heartley "Hunk" Anderson
Luke Johnsons — Coaches**

N 1 Detroit Lions W 16 0
N 8 Brooklyn Dodgers W 35 0
N 15 Green Bay Packers W 35 7
N 22 Detroit Lions W 42 0
N 29 Cleveland Rams W 47 0
N 36 Chicago Cardinals W 21 7

PLAYOFFS
D 13 @ Washington Redskins L 6 14

1943 (8-1-1, .889)

Heartley "Hunk" Anderson Luke Johnsons — Coaches		
	Bears	Opp
S 29	Green Bay Packers	T 51 51
O 6	Detroit Lions	W 21 21
O 13	Chicago Cardinals	W 20 0
O 20	Philadelphia "Steagles"	W 48 21
O 27	Brooklyn Dodgers	W 35 7
O 34	Detroit Lions	W 35 14
N 7	Green Bay Packers	W 21 7
N 14	New York Giants	W 56 21
N 21	Washington Redskins	W 35 14
N 28	Chicago Cardinals	W 30 257

PLAYOFFS
D 26 Washington Redskins W 41 21

1944 (6-3-1, .667)

Heartley "Hunk" Anderson Luke Johnsons — Coaches		
	Bears	Opp
S 24	Green Bay Packers	L 26 0
O 1	Cleveland Rams	W 41 14
O 8	Cardinal-Pittsburgh	W 34 7
O 15	Detroit Lions	T 21 21
O 22	Cleveland Rams	W 28 21
O 29	Green Bay Packers	W 21 0
N 5	Boston Yanks	W 31 0
N 12	Detroit Lions	W 21 41
N 19	Philadelphia Eagles	W 26 7
D 3	Cardinal-Pittsburgh	W 49 7

PLAYOFFS
D 26 Washington Redskins W 41 21

1945 (3-7, .300)

Heartley "Hunk" Anderson Luke Johnsons — Coaches		
	Bears	Opp
S 30	Green Bay Packers	L 21 31
O 7	Cleveland Rams	L 0 17
O 14	Chicago Cardinals	L 7 16
O 21	Cleveland Rams	L 21 41
O 28	Detroit Lions	L 10 16

N 4	Green Bay Packers	W 28 24
N 11	Detroit Lions	L 26 35
N 18	@ Washington Redskins	W 21 28
N 25	Pittsburgh Steelers	W 35 20
D 2	Chicago Cardinals	W 152 235

1946 (8-2-1, .800)

George S. Halas — Coach		
	Bears	Opp
S 29	Green Bay Packers	W 30 7
O 6	Chicago Cardinals	W 34 17
O 13	Los Angeles Rams	W 28 28
O 20	Philadelphia Eagles	W 31 14
O 27	New York Giants	L 0 14
N 3	Green Bay Packers	W 10 7
N 10	Los Angeles Rams	W 27 21
N 17	Washington Redskins	W 24 20
N 24	Detroit Lions	W 42 9
D 8	Chicago Cardinals	W 45 24
D 15	Detroit Lions	W 289 193

PLAYOFFS
D 15 @ New York Giants W 24 14

1947 (8-4, .667)

George S. Halas — Coach		
	Bears	Opp
S 25	Green Bay Packers	L 47 51
O 2	Chicago Cardinals	W 23 24
O 9	Philadelphia Eagles	W 40 20
O 16	Detroit Lions	W 26 24
O 23	Washington Redskins	W 26 24
N 2	Boston Yanks	W 26 24
N 9	Green Bay Packers	W 20 21
N 16	Los Angeles Rams	W 23 21
N 23	Pittsburgh Steelers	W 49 7
N 30	Detroit Lions	W 34 14
D 7	Los Angeles Rams	L 14 17
D 14	Chicago Cardinals	L 363 241

1948 (10-2, .833)

George S. Halas — Coach		
	Bears	Opp
S 26	Green Bay Packers	W 29 17
O 4	Chicago Cardinals	W 28 17
O 11	Los Angeles Rams	W 42 21
O 18	Philadelphia Eagles	L 7 12
O 25	New York Giants	W 35 14
N 1	Los Angeles Rams	W 21 6
N 8	Green Bay Packers	W 41 6
N 15	Boston Yanks	W 51 17
N 22	Washington Redskins	W 48 13
N 29	Detroit Lions	W 41 24
D 12	Chicago Cardinals	L 375 515

1949 (9-3, .750)

George S. Halas — Coach		
	Bears	Opp
S 25	Green Bay Packers	W 17 7
O 2	Chicago Cardinals	W 17 7
O 9	Los Angeles Rams	L 16 31
O 16	Philadelphia Eagles	W 21 14
O 23	New York Giants	W 28 35
O 30	Los Angeles Rams	W 24 21
N 6	Green Bay Packers	W 24 24
N 13	Detroit Lions	W 24 24
N 20	Washington Redskins	W 31 21
N 27	Detroit Lions	W 28 7
D 11	Pittsburgh Steelers	W 29 21
D 18	Chicago Cardinals	L 332 218

1950 (9-3, .750)

George S. Halas — Coach		
	Bears	Opp
S 17	Los Angeles Rams	W 24 69
S 24	San Francisco 49ers	W 32 20
O 1	Green Bay Packers	W 17 16
O 8	Chicago Cardinals	W 23 14
O 15	Green Bay Packers	W 28 14
O 22	Green Bay Packers	L 26 38
O 29	Detroit Lions	W 28 20
N 12	New York Yanks	W 28 20
N 19	San Francisco 49ers	W 17 0
N 26	Los Angeles Rams	W 24 14
D 3	Chicago Cardinals	W 10 20
D 10	Detroit Lions	W 6 3

PLAYOFFS
D 17 @ Los Angeles Rams L 14 24

1951 (7-5, .583)

George S. Halas — Coach		
	Bears	Opp
S 30	Green Bay Packers	W 31 69
O 7	Chicago Cardinals	L 14 26
O 14	New York Yanks	W 10 21
O 21	San Francisco 49ers	W 13 7
O 28	Detroit Lions	W 28 23
N 4	Washington Redskins	W 27 0
N 11	Detroit Lions	L 28 41
N 18	Green Bay Packers	L 24 13
N 25	Cleveland Browns	L 21 42
D 2	Los Angeles Rams	L 45 42
D 9	New York Yanks	W 41 21
D 16	Chicago Cardinals	L 14 24

1952 (5-7, .416)

George S. Halas — Coach		
	Bears	Opp
S 29	Green Bay Packers	W 20 14
O 6	Chicago Cardinals	W 10 21
O 13	Dallas Texans	W 38 20
O 19	San Francisco 49ers	L 16 40

O 26	Los Angeles Rams	L 7 31
N 2	San Francisco 49ers	L 20 17
N 9	Green Bay Packers	L 28 41
N 16	Los Angeles Rams	L 24 47
N 23	Detroit Lions	W 23 50
N 30	Dallas Texans	L 23 41
D 7	Detroit Lions	W 21 45
D 14	Chicago Cardinals	L 245 325

1953 (3-8-1, .273)

George S. Halas — Coach		
	Bears	Opp
S 27	Baltimore Colts	L 17 13
O 4	Green Bay Packers	W 10 19
O 11	Baltimore Colts	L 14 16
O 18	San Francisco 49ers	L 28 35
N 25	Los Angeles Rams	L 24 26
N 1	San Francisco 49ers	L 14 24
N 8	Green Bay Packers	T 21 21
N 15	Washington Redskins	W 27 24
N 22	Detroit Lions	W 16 20
N 29	Los Angeles Rams	W 24 21
D 6	Detroit Lions	L 7 13
D 13	Chicago Cardinals	L 17 24

1954 (8-4, .667)

George S. Halas — Coach		
	Bears	Opp
S 26	Detroit Lions	L 23 48
O 3	Green Bay Packers	W 17 19
O 10	Baltimore Colts	W 28 9
O 17	San Francisco 49ers	L 24 31
O 24	Los Angeles Rams	L 38 42
O 31	San Francisco 49ers	W 21 27
N 7	Green Bay Packers	W 28 23
N 14	Cleveland Browns	L 10 39
N 21	Baltimore Colts	W 28 13
N 28	Los Angeles Rams	W 14 13
D 5	Chicago Cardinals	W 29 29
D 12	Detroit Lions	W 28 24

1955 (8-4, .667)

George S. Halas — Coach		
	Bears	Opp
S 25	Baltimore Colts	L 17 23
O 2	Green Bay Packers	L 3 24
O 9	San Francisco 49ers	W 19 10
O 16	Baltimore Colts	W 38 10
O 23	San Francisco 49ers	W 34 23
O 30	Los Angeles Rams	W 31 20
N 6	Green Bay Packers	W 52 21
N 13	Los Angeles Rams	W 24 3
N 20	Detroit Lions	W 24 14
N 27	Chicago Cardinals	L 14 53
D 10	Detroit Lions	W 21 30
D 17	Philadelphia Eagles	W 17 10

1956 (9-2-1, .814)

John Paddy Driscoll — Coach		
	Bears	Opp
S 30	Baltimore Colts	L 21 25
O 7	Green Bay Packers	L 37 21
O 14	San Francisco 49ers	W 31 7
O 21	Baltimore Colts	W 52 21
O 28	San Francisco 49ers	W 38 21
N 4	Los Angeles Rams	W 35 24
N 11	Green Bay Packers	W 36 14
N 18	Los Angeles Rams	W 20 21
N 25	New York Giants	T 17 17
D 2	Detroit Lions	L 10 42
D 9	Chicago Cardinals	W 10 3
D 16	Detroit Lions	W 38 21

PLAYOFFS
D 30 @ New York Giants L 7 47

1957 (5-7, .417)

John Paddy Driscoll — Coach		
	Bears	Opp
O 2	Green Bay Packers	L 17 9
O 9	Baltimore Colts	L 10 31
O 16	San Francisco 49ers	L 17 31
O 23	Los Angeles Rams	L 34 26
O 30	San Francisco 49ers	W 27 14
N 3	Los Angeles Rams	W 16 10
N 10	Green Bay Packers	W 21 14
N 17	Baltimore Colts	L 14 29
N 24	Detroit Lions	W 27 7
D 1	Washington Redskins	L 3 14
D 8	Chicago Cardinals	W 14 6
D 15	Detroit Lions	L 13 21

1958 (8-4, .667)

George S. Halas — Coach		
	Bears	Opp
S 27	Green Bay Packers	W 34 20
O 4	Baltimore Colts	L 28 6
O 11	San Francisco 49ers	W 28 6
O 18	Los Angeles Rams	W 31 10
O 25	San Francisco 49ers	W 27 14
N 3	Los Angeles Rams	L 35 41
N 9	Green Bay Packers	W 24 10
N 16	Baltimore Colts	L 0 17
N 23	Detroit Lions	W 20 7
N 30	Pittsburgh Steelers	L 10 24
D 7	Chicago Cardinals	W 30 14
D 14	Detroit Lions	W 21 16

1959 (8-4, .667)

George S. Halas — Coach		
	Bears	Opp
S 27	Green Bay Packers	W 6 9
O 4	Baltimore Colts	W 28 21
O 11	Los Angeles Rams	L 21 29

Bears All-Time Results & Starters

O 18	Baltimore Colts	L	7	21
O 25	San Francisco 49ers	L	17	20
N 1	Los Angeles Rams	W	26	21
N 8	Green Bay Packers	W	26	17
N 15	San Francisco 49ers	W	14	3
N 22	Detroit Lions	W	24	14
N 29	Chicago Cardinals	W	31	7
D 6	Pittsburgh Steelers	W	27	21
D 13	Detroit Lions	W	25	14
			252	196

1960 (5-6-1, .455)

George S. Halas — Coach	Bears	Opp
S 25	Green Bay Packers	W 17 14
O 2	Baltimore Colts	W 34 27
O 9	Los Angeles Rams	W 27 10
O 16	San Francisco 49ers	W 24 24
O 23	Los Angeles Rams	W 24 24
O 30	San Francisco 49ers	L 7 25
N 13	Baltimore Colts	W 20 24
N 20	Detroit Lions	W 28 7
N 27	Dallas Cowboys	W 17 7
D 4	Green Bay Packers	L 13 41
D 11	Cleveland Browns	L 0 36
D 18	Detroit Lions	L 0 42
		194 299

1961 (8-6, .571)

George S. Halas — Coach	Bears	Opp
S 17	Minnesota Vikings	L 13 37
S 23	Los Angeles Rams	L 10 24
O 6	Green Bay Packers	W 31 17
O 15	Detroit Lions	W 31 17
O 22	Baltimore Colts	W 24 10
O 29	Philadelphia Eagles	W 21 0
N 12	Green Bay Packers	L 14 16
N 19	San Francisco 49ers	L 31 41
N 26	Los Angeles Rams	W 28 24
N 27	Detroit Lions	W 15 16
D 10	Cleveland Browns	W 17 14
D 17	Minnesota Vikings	W 52 35
		326 302

1962 (9-5, .643)

George S. Halas — Coach	Bears	Opp
S 16	San Francisco 49ers	W 30 14
S 23	Los Angeles Rams	W 27 23
S 30	Green Bay Packers	L 0 26
O 7	Minnesota Vikings	W 13 20
O 14	San Francisco 49ers	L 27 34
O 21	Baltimore Colts	W 35 15

1968 (7-7, .500)

Jim Dooley — Coach	Bears	Opp
S 15	Washington Redskins	L 28 35
S 22	Detroit Lions	L 0 42
S 29	Minnesota Vikings	W 27 17
O 6	Baltimore Colts	L 10 28
O 13	Detroit Lions	L 10 28
O 20	Philadelphia Eagles	W 29 16
O 27	Minnesota Vikings	W 26 24
N 3	Green Bay Packers	W 13 10
N 10	San Francisco 49ers	W 17 19
N 17	Atlanta Falcons	L 13 16
N 24	Dallas Cowboys	W 3 34
D 1	New Orleans Saints	W 23 17
D 8	Los Angeles Rams	W 17 16
D 15	Green Bay Packers	L 25 33

1969 (1-13, .071)

Jim Dooley — Coach	Bears	Opp
S 21	Green Bay Packers	L 0 17
S 28	St. Louis Cardinals	L 17 20
O 5	New York Giants	L 24 28
O 12	Minnesota Vikings	L 7 31
O 19	Detroit Lions	L 7 9
O 26	Los Angeles Rams	L 14 31
N 2	Minnesota Vikings	W 38 7
N 9	Pittsburgh Steelers	L 14 16
N 16	Atlanta Falcons	L 31 48
N 23	Baltimore Colts	L 21 24
N 30	Cleveland Browns	L 24 28
D 6	San Francisco 49ers	L 3 21
D 13	Green Bay Packers	L 3 20
D 21	Detroit Lions	L 3 20
		210 339

1970 (6-8, .428)

Jim Dooley — Coach	Bears	Opp
S 19	New York Giants	W 24 16
S 27	Philadelphia Eagles	W 20 16
O 5	Detroit Lions	L 14 28
O 11	Minnesota Vikings	L 0 24
O 18	San Diego Chargers	L 7 20
O 25	Detroit Lions	L 10 16
N 1	Atlanta Falcons	W 23 14
N 8	San Francisco 49ers	L 16 37
N 15	Green Bay Packers	W 19 29
N 22	Buffalo Bills	L 31 13
N 29	Baltimore Colts	L 20 21
D 5	Minnesota Vikings	L 13 16
D 13	Green Bay Packers	W 35 17
D 20	New Orleans Saints	W 25 26

O 28	Detroit Lions	L	3	11
O 35	Green Bay Packers	W	7	38
N 11	Minnesota Vikings	W	31	30
N 18	Dallas Cowboys	W	34	33
N 25	Baltimore Colts	W	57	0
D 6	New York Giants	L	24	26
D 13	Los Angeles Rams	W	30	14
D 20	Detroit Lions	W	3	0
			321	287

1963 (11-1-2, .917)

George S. Halas — Coach	Bears	Opp
S 15	Green Bay Packers	W 10 3
S 22	Minnesota Vikings	W 28 21
S 29	Detroit Lions	W 37 21
O 6	Baltimore Colts	W 10 3
O 13	Los Angeles Rams	W 52 14
O 20	San Francisco 49ers	L 14 20
O 27	Philadelphia Eagles	W 16 7
N 3	Baltimore Colts	W 17 7
N 10	Los Angeles Rams	W 6 0
N 17	Green Bay Packers	W 26 7
N 24	Pittsburgh Steelers	L 17 17
D 1	Minnesota Vikings	W 27 17
D 15	Detroit Lions	W 24 14
		301 144

PLAYOFFS		
D 29	New York Giants	W 14 10

1964 (5-9, .357)

George S. Halas — Coach	Bears	Opp
S 13	Green Bay Packers	W 12 23
S 20	Minnesota Vikings	W 34 28
S 27	Baltimore Colts	L 0 52
O 4	San Francisco 49ers	L 21 31
O 11	Los Angeles Rams	L 0 38
O 18	Detroit Lions	L 0 10
O 25	Washington Redskins	L 20 27
N 1	Dallas Cowboys	L 10 24
N 8	Baltimore Colts	W 24 40
N 15	Los Angeles Rams	W 54 24
N 22	San Francisco 49ers	W 23 21
N 29	Detroit Lions	W 27 24
D 5	Green Bay Packers	L 3 17
D 13	Minnesota Vikings	L 14 41
		260 379

OFFENSIVE STARTERS

WR	Dick Gordon
LT	Randy Jackson
LG	George Seals
C	Mike Pyle
RG	James Cadie
RT	Wayne Mass
TE	Austin Denney
WR	Cecil Turner
QB	Jack Conannon
RB	Gale Sayers
FB	Ronnie Bull
K	Mac Percival

WR	Bob Wallace
LT	Randy Jackson
LG	George Seals
C	Mike Pyle
RG	James Cadie
RT	Rufus Mayes
TE	Austin Denney
WR	Dick Gordon
QB	Bobby Douglass
RB	Gale Sayers
FB	Ronnie Bull
K	Mac Percival

WR	Dick Gordon
LT	Randy Jackson
LG	Glen Holloway
C	Bob Hyland
RG	James Cadie
RT	Wayne Mass
TE	Rich Coody
WR	George Farmer
QB	Jack Conannon
RB	Ross Montgomery
FB	Ronnie Bull / Craig Baynham
K	Mac Percival

1965 (9-5, .643)

George S. Halas — Coach	Bears	Opp
S 19	San Francisco 49ers	L 24 32
S 26	Los Angeles Rams	L 24 23
O 3	Green Bay Packers	W 31 14
O 10	Los Angeles Rams	W 31 6
O 17	Minnesota Vikings	W 45 37
O 24	Detroit Lions	W 38 10
O 31	Green Bay Packers	W 38 10
N 7	Baltimore Colts	L 21 26
N 14	St. Louis Cardinals	W 34 13
N 21	Detroit Lions	W 17 10
N 28	New York Giants	W 35 14
D 12	Baltimore Colts	W 13 10
D 19	San Francisco 49ers	W 61 20
D 26	Minnesota Vikings	L 17 24
		409 275

1966 (5-7-2, .417)

George S. Halas — Coach	Bears	Opp
S 11	Detroit Lions	L 3 14
S 18	Los Angeles Rams	L 17 31
O 5	Minnesota Vikings	W 13 10
O 12	Baltimore Colts	W 27 17
O 19	Green Bay Packers	L 0 17
O 26	Los Angeles Rams	W 17 10
O 33	St. Louis Cardinals	L 17 24
N 6	Detroit Lions	L 10 10
N 13	San Francisco 49ers	L 30 30
N 20	Green Bay Packers	L 6 13
N 27	Atlanta Falcons	W 23 6
D 4	Baltimore Colts	W 16 21
D 11	San Francisco 49ers	L 14 41
D 18	Minnesota Vikings	W 41 28
		234 272

1967 (7-6-1, .538)

George S. Halas — Coach	Bears	Opp
S 17	Pittsburgh Steelers	L 13 41
S 24	Green Bay Packers	L 10 13
O 1	Minnesota Vikings	W 17 7
O 8	Baltimore Colts	W 14 13
O 15	Detroit Lions	W 14 13
O 22	Cleveland Browns	L 0 24
O 29	Los Angeles Rams	L 17 28
N 5	Detroit Lions	W 34 13
N 12	New York Giants	W 27 10
N 19	St. Louis Cardinals	W 30 3
N 26	Green Bay Packers	L 13 17
D 3	New York Giants	W 28 14
D 10	Minnesota Vikings	W 17 10
D 17	Atlanta Falcons	W 23 14
		239 218

DEFENSIVE STARTERS

LE	Ed O'Bradovich
LT	John Johnson / Frank Cornish
RT	Dick Evey
RE	Lloyd Phillips
SLB	Doug Buffone
MLB	Dick Butkus
WLB	James Furrell
LCB	Bennie McRae
RCB	Joe Taylor
SS	Richie Pettibon
FS	Roosevelt Taylor
P	Bobby Joe Green

LE	Ed O'Bradovich
LT	Frank Cornish
RT	Willie Holman / Dick Evey
RE	Dick Evey / Willie Holman
SLB	Doug Buffone
MLB	Dick Butkus
WLB	Rudy Kuechenberg
LCB	Bennie McRae
RCB	Joe Taylor
SS	George Youngblood
FS	Dick Daniels
P	Bobby Joe Green

LE	Willie Holman
LT	Bill Saley
RT	George Seals
RE	Ed O'Bradovich
SLB	Doug Buffone
MLB	Dick Butkus
WLB	Lee Roy Catley
LCB	Bennie McRae
RCB	Joe Taylor
SS	Phil Clark
FS	Dick Daniels
P	Bobby Joe Green

Bears All-Time Results & Starters

1971 (6-8, .428)

Jim Dooley — Coach	Bears	Opp
S 19 Pittsburgh Steelers	W	17 15
S 26 @ Minnesota Vikings	W	20 17
S 3 @ Los Angeles Rams	L	3 17
O 10 New Orleans Saints	L	35 14
O 17 @ San Francisco 49ers	L	0 13
O 24 @ Detroit Lions	W	26 23
O 31 Dallas Cowboys	W	23 16
N 7 Green Bay Packers	L	14 17
N 14 Washington Redskins	L	16 15
N 21 Detroit Lions	L	3 28
N 29 @ Miami Dolphins	L	3 34
D 5 @ Denver Broncos	L	3 6
D 12 @ Green Bay Packers	L	10 31
D 19 Minnesota Vikings	L	10 27
		165 276

1972 (4-9-1, .307)

Abe Gibron — Coach	Bears	Opp
S 17 Atlanta Falcons	L	21 37
S 24 Los Angeles Rams	L	13 13
O 1 Detroit Lions	L	24 38
O 8 Green Bay Packers	L	17 20
O 15 @ Cleveland Browns	W	17 0
O 23 Minnesota Vikings	W	13 10
O 29 @ St. Louis Cardinals	W	27 10
O 31 Detroit Lions	L	0 3
N 12 Green Bay Packers	L	17 23
N 19 San Francisco 49ers	L	21 34
N 26 Cincinnati Bengals	L	3 13
D 10 @ Minnesota Vikings	L	10 23
D 17 Philadelphia Eagles	W	21 12
D 17 @ Oakland Raiders	L	21 28
		225 275

1973 (3-11, .214)

Abe Gibron — Coach	Bears	Opp
S 16 Dallas Cowboys	L	17 22
S 23 Minnesota Vikings	L	13 22
S 30 @ Denver Broncos	W	33 14
O 6 New Orleans Saints	L	15 21
O 14 Atlanta Falcons	L	6 46
O 21 New England Patriots	L	10 13
O 28 Houston Oilers	W	35 14
N 4 @ Green Bay Packers	W	31 17
N 12 @ Kansas City Chiefs	L	7 19
N 18 Detroit Lions	L	7 20
N 25 @ Minnesota Vikings	L	19 31
D 2 Los Angeles Rams	L	0 26
D 9 @ Detroit Lions	L	7 40
D 16 Green Bay Packers	L	0 21
	196	334

1974 (4-10, .286)

Abe Gibron — Coach	Bears	Opp
S 15 Detroit Lions	W	17 23
S 22 New York Jets	L	7 11
S 29 @ Minnesota Vikings	L	7 13
O 6 New Orleans Saints	W	24 10
O 13 @ Atlanta Falcons	W	10 13
O 21 Green Bay Packers	W	10 19
O 27 @ Buffalo Bills	L	6 16
N 3 Minnesota Vikings	L	0 17
N 10 @ Green Bay Packers	W	17 20
N 17 San Francisco 49ers	L	3 34
N 24 @ Detroit Lions	L	17 34
D 1 New York Giants	W	16 13
D 8 @ San Diego Chargers	L	21 26
D 15 @ Washington Redskins	L	0 42
	152	279

1975 (4-10, .286)

Jack Pardee — Coach	Bears	Opp
S 21 Baltimore Colts	W	17 35
S 28 Philadelphia Eagles	L	7 13
O 5 @ Minnesota Vikings	L	3 28
O 12 @ Detroit Lions	L	7 27
O 19 Pittsburgh Steelers	L	3 13
O 27 Minnesota Vikings	L	3 34
N 2 Miami Dolphins	L	13 46
N 9 Green Bay Packers	W	27 14
N 16 @ San Francisco 49ers	L	3 31
N 23 @ Los Angeles Rams	L	10 38
N 30 @ Green Bay Packers	L	7 26
D 7 Detroit Lions	W	25 21
D 14 St. Louis Cardinals	W	20 34
D 21 @ New Orleans Saints	W	42 17
	191	379

1976 (7-7, .500)

Jack Pardee — Coach	Bears	Opp
S 12 Detroit Lions	W	10 12
S 19 @ San Francisco 49ers	W	19 12
S 26 Atlanta Falcons	L	0 10
O 3 Washington Redskins	W	33 7
O 10 @ Minnesota Vikings	L	19 20
O 17 @ Los Angeles Rams	L	12 20
O 24 @ Dallas Cowboys	L	21 31
O 31 Minnesota Vikings	W	14 13
N 7 Oakland Raiders	W	27 28
N 14 Green Bay Packers	W	24 13
N 21 @ Detroit Lions	L	10 14
D 28 @ Green Bay Packers	W	16 10
D 4 Seattle Seahawks	W	34 7
D 12 Denver Broncos	L	14 28
	253	276

OFFENSIVE STARTERS

WWR	Dick Gordon
LT	Randy Jackson
LG	Glen Holloway
C	Rich Coody
RG	James Cadie
RT	Steve Wright
TE	Bob Wallace
WR	George Farmer
QB	Bobby Douglass
RB	Don Shy
FB	Jim Grabowski
K	Mac Percival

WR	Jim Seymour
LT	Randy Jackson
LG	Glen Holloway
C	Rich Coody
RG	Bob Newton
RT	Bob Asher
TE	Earl Thomas
WR	George Farmer
QB	Bobby Douglass
RB	Cyril Pinder / Don Shy
FB	Jim Harrison
K	Mac Percival

WR	Earl Thomas
LT	Randy Jackson
LG	Glen Holloway
C	Rich Coody
RG	Bob Newton
RT	Bob Asher
TE	Craig Cotton
WR	George Farmer
QB	Bobby Douglass
RB	Carl Garrett
FB	Jim Harrison
K	Mac Percival

WR	Charles Wade
LT	Lionel Antoine
LG	Ernie Janet
C	Rich Coody
RG	Bob Newton
RT	Bob Asher
TE	Fred Paggi
WR	Bo Rafter
QB	Gary Huff
RB	Ken Grandberry
FB	Perry Williams
K	Mirro Roder

WR	Bob Grim
LT	Lionel Antoine
LG	Noah Jackson
C	Dan Peffer
RG	Mark Nordquist
RT	Jeff Sevy
TE	Bob Parsons
WR	Bo Rafter
QB	Gary Huff
RB	Walter Payton / Mike Adame
FB	Roland Harper
K	Bob Thomas

WR	Brian Baschnagel
LT	Lionel Antoine
LG	Noah Jackson
C	Dan Neal
RG	Revie Soroy / Jeff Sevy
RT	Jeff Sevy / Dennis Lick
TE	Greg Latta
WR	James Scott
QB	Bob Avellini
RB	Walter Payton
FB	Roland Harper
K	Bob Thomas

DEFENSIVE STARTERS

LE	Willie Holman
LT	George Seals
RT	Bill Staley
RE	Ed O'Bradovich
SLB	Doug Buffone
MLB	Dick Burkus
LCB	Ross Brubacher
RCB	Charlie Ford
SS	Joe Taylor
FS	Ron Smith
P	Jerry Moore
	Bobby Joe Green

LE	Tony McGee
LT	Jim Osborne
RT	Bill Line
RE	Steve Detong
SLB	Ross Brubacher
MLB	Dick Burkus
LCB	Ross Brubacher
RCB	Charlie Ford
SS	Joe Taylor
FS	Ron Smith
P	Jerry Moore
	Bobby Joe Green

LE	Tony McGee
LT	Jim Osborne
RT	Wally Chambers
RE	Mel Tom
SLB	Bob Pitterini
MLB	Dick Burkus
LCB	Bob Pitterini
RCB	Charlie Ford
SS	Joe Taylor
FS	Craig Clemons
P	Garry Lyle
	Bobby Joe Green

LE	Dave Gallagher
LT	Jim Osborne
RT	Wally Chambers
RE	Gary Hrivnak / Mel Tom
SLB	Doug Buffone
MLB	Don Rives / Raymond Bryant
WLB	Jimmy Gunn
LCB	Allan Ellis
RCB	Joe Taylor
SS	Craig Clemons
FS	Garry Lyle
P	Bob Parsons

LE	Mike Hartenstein
LT	Roger Stillwell
RT	Wally Chambers
RE	Roger Stillwell
SLB	Doug Buffone
MLB	Larry Ely
WLB	Waymond Bryant
LCB	Allan Ellis
RCB	Virgil Livers / Nemiah Wilson
SS	Doug Plank
FS	Craig Clemons
P	Bob Parsons

LE	Mike Hartenstein
LT	Jim Osborne
RT	Wally Chambers
RE	Roger Stillwell
SLB	Ross Brubacher
MLB	Don Rives
WLB	Waymond Bryant
LCB	Allan Ellis
RCB	Virgil Livers
SS	Doug Plank
FS	Craig Clemons
P	Bob Parsons



Bears All-Time Results & Starters

1977 (9-5, .643)

Jack Pardee — Coach	Bears	Opp
S 18 Detroit Lions	W	30 26
O 25 @ St. Louis Cardinals	L	31 42
O 29 New Orleans Saints	W	24 23
O 16 Los Angeles Rams	L	16 22
O 16 @ Minnesota Vikings	L	16 22
O 30 Atlanta Falcons	W	26 0
O 30 Green Bay Packers	W	26 0
N 6 Houston Oilers	L	0 47
N 13 Kansas City Chiefs	W	28 27
N 20 Minnesota Vikings	W	10 7
N 24 @ Detroit Lions	W	31 14
D 4 Tampa Bay Bucs	W	10 0
D 11 Green Bay Packers	W	21 10
D 18 @ New York Giants	W	17 9
		255 253

PLAYOFFS

D 26 @ Dallas Cowboys	L	7 37
-----------------------	---	------

1978 (7-9, .438)

Neill Armstrong — Coach	Bears	Opp
S 9 St. Louis Cardinals	W	17 19
S 10 @ Dallas Cowboys	W	16 13
S 17 Detroit Lions	L	19 0
O 25 Minnesota Vikings	L	20 24
O 8 Oakland Raiders	W	19 52
O 8 @ Green Bay Packers	L	14 24
O 16 Denver Broncos	W	19 16
O 16 Tampa Bay Bucs	L	19 33
O 25 Detroit Lions	L	17 21
N 5 Seattle Seahawks	L	29 31
N 15 Atlanta Falcons	W	14 17
N 18 Tampa Bay Bucs	W	13 7
N 26 Tampa Bay Bucs	W	14 3
D 4 @ San Diego Chargers	L	7 40
D 11 Green Bay Packers	W	14 0
D 16 @ Washington Redskins	W	14 10
		253 274

1979 (10-6, .625)

Neill Armstrong — Coach	Bears	Opp
S 2 Green Bay Packers	W	6 7
S 9 Minnesota Vikings	W	26 24
S 16 @ Dallas Cowboys	L	27 24
S 23 Miami Dolphins	L	16 31
S 30 Tampa Bay Bucs	L	13 17
O 7 Buffalo Bills	W	7 27
O 14 New England Patriots	L	7 27
O 21 @ Minnesota Vikings	L	27 30
O 28 @ San Francisco 49ers	W	26 27
N 4 Detroit Lions	W	35 25
N 11 Los Angeles Rams	W	27 13
N 18 New York Jets	W	23 13
N 22 @ Detroit Lions	L	0 20
N 22 Tampa Bay Bucs	W	14 0
D 9 Green Bay Packers	W	15 14
D 16 St. Louis Cardinals	W	42 6
		306 249

PLAYOFFS

D 23 @ Philadelphia Eagles	L	17 27
----------------------------	---	-------

1980 (7-9, .438)

Neill Armstrong — Coach	Bears	Opp
S 7 Green Bay Packers	L	6 12
S 14 New Orleans Saints	W	27 34
S 21 Minnesota Vikings	L	14 34
S 28 Pittsburgh Steelers	L	3 38
O 6 Tampa Bay Bucs	W	23 0
O 12 @ Minnesota Vikings	L	14 13
O 19 Detroit Lions	W	24 7
O 26 Philadelphia Eagles	L	14 17
N 3 Cleveland Browns	L	21 27
N 10 Washington Redskins	W	35 17
N 16 Houston Oilers	W	6 10
N 23 Atlanta Falcons	W	17 28
N 27 Detroit Lions	W	23 17
D 7 Green Bay Packers	W	61 7
D 14 Cincinnati Bengals	L	14 13
D 20 Tampa Bay Bucs	W	14 17
		304 264

1981 (6-10, .375)

Neill Armstrong — Coach	Bears	Opp
S 6 Green Bay Packers	L	17 36
S 13 San Francisco 49ers	W	27 3
S 20 Tampa Bay Bucs	W	28 17
S 28 Los Angeles Rams	W	7 24
O 4 Minnesota Vikings	L	21 54
O 11 Washington Redskins	L	17 48
O 19 Detroit Lions	W	17 48
O 25 San Diego Chargers	W	20 17
O 29 Tampa Bay Bucs	W	10 20
N 8 Kansas City Chiefs	W	16 13
N 15 @ Green Bay Packers	L	7 21
N 22 Detroit Lions	L	7 21
N 29 Dallas Cowboys	W	9 10
N 6 Minnesota Vikings	W	10 9
D 13 @ Dallas Cowboys	W	23 6
D 13 Oakland Raiders	W	35 21
D 20 Denver Broncos	W	253 324

1982 (3-6, .333)

Mike Ditka — Coach	Bears	Opp
S 16 Detroit Lions	L	10 17
S 19 New Orleans Saints	L	0 10
N 21 Detroit Lions	L	20 17
N 28 @ Minnesota Vikings	W	26 35
O 2 @ New England Patriots	L	26 13
O 12 Seattle Seahawks	L	14 20
O 19 St. Louis Cardinals	W	7 10
J 29 Los Angeles Rams	L	34 26
J 29 Tampa Bay Bucs	L	23 26
		141 174

OFFENSIVE STARTERS

WR	Bo Rafter
LT	Ted Albrecht
LG	Noah Jackson
C	Dan Neale
RG	Revie Sorey
RT	Dennis Lick
TE	Greg Latta
WR	James Scott
QB	Bob Avelini
RB	Walter Payton
FB	Roland Harper
K	Bob Thomas

WR	James Scott
LT	Ted Albrecht
LG	Noah Jackson
C	Dan Neale
RG	Revie Sorey
RT	Dennis Lick
TE	Greg Latta
WR	Golden Richards
QB	Bob Avelini
RB	Walter Payton
FB	Roland Harper
K	Bob Thomas

WR	James Scott / Ricky Watts
LT	Ted Albrecht
LG	Noah Jackson
C	Dan Neale
RG	Revie Sorey
RT	Dennis Lick
TE	Mike Cobb
WR	Brian Baschnagel
QB	Mike Phipps
RB	Walter Payton
FB	Dave Williams
K	Bob Thomas

WR	James Scott
LT	Ted Albrecht
LG	Noah Jackson
C	Dan Neale
RG	Revie Sorey
RT	Dennis Lick
TE	Robin Earl
WR	Brian Baschnagel
QB	Vince Evans
RB	Walter Payton
FB	Roland Harper
K	Bob Thomas

WR	Brian Baschnagel / Ricky Watts
LT	Ted Albrecht
LG	Noah Jackson
C	Dan Neale
RG	Emanuel Zanders
RT	Keith Van Horn
TE	Robin Earl
WR	Ken Margerum / Brian Baschnagel
QB	Vince Evans
RB	Walter Payton
FB	Matt Suhey
K	Bob Thomas

WR	Ken Margerum
LT	Phil McKinley
LG	Noah Jackson
C	Dan Neale
RG	Jeff Williams
RT	Keith Van Horn
TE	Emery Moorehead
WR	Brian Baschnagel
QB	Jim McMahon
RB	Walter Payton
FB	Matt Suhey
K	Bob Thomas

DEFENSIVE STARTERS

LE	Mike Hartenstine
LT	Jim Osborne
RE	Ron Rydick
RE	Billy Newsome
SLB	Doug Buffone
MLB	Tom Hicks
WLB	Waymond Bryant
LCB	Altan Ellis
RCB	Virgil Livers
SS	Gary Fenick
FS	Doug Plank
P	Bob Parsons

LE	Tommy Hart
LT	Jim Osborne
RE	Alan Page
RE	Mike Hartenstine
SLB	Doug Buffone
MLB	Tom Hicks / Don Rives
WLB	Gary Campbell
LCB	Terry Schmidt
RCB	Virgil Livers
SS	Gary Fenick
FS	Doug Plank
P	Bob Parsons

LE	Dan Hampton
LT	Jim Osborne
RE	Alan Page
RE	Mike Hartenstine
SLB	Jerry Muckensturm
MLB	Tom Hicks
WLB	Gary Campbell
LCB	Terry Schmidt
RCB	Virgil Livers
SS	Gary Fenick
FS	Doug Plank
P	Bob Parsons

LE	Dan Hampton
LT	Jim Osborne
LG	Alan Page
RE	Mike Hartenstine
SLB	Jerry Muckensturm
MLB	Tom Hicks
WLB	Gary Campbell
LCB	Terry Schmidt
RCB	Altan Ellis
SS	Gary Fenick
FS	Doug Plank
P	Bob Parsons

LLE	Dan Hampton
LT	Jim Osborne
RE	Alan Page
RE	Al Harris
SLB	Otis Wilson
MLB	Mike Singletary
WLB	Gary Campbell
LCB	Terry Schmidt
RCB	Reuben Henderson
SS	Gary Fenick
FS	Doug Plank
P	Bob Parsons

LE	Mike Hartenstine
LT	Jim Osborne
RE	Dan Hampton
RE	Al Harris
SLB	Otis Wilson
MLB	Mike Singletary
WLB	Gary Campbell
LCB	Terry Schmidt
RCB	Leslie Frazier
SS	Gary Fenick
FS	Len Waterscheid
P	Bob Parsons

Bears All-Time Results & Starters

1983 (8-8, .500)

Mike Ditka — Coach		Bears	Opp
4	Atlanta Falcons	L	17 20
11	Tampa Bay Bucs	W	17 10
18	San Diego Chargers	W	31 34
25	Baltimore Colts	L*	19 22
2	Denver Broncos	W	31 14
9	Minnesota Vikings	L	14 23
16	Detroit Lions	L	17 31
23	Philadelphia Eagles	W	7 6
30	Detroit Lions	L	17 38
N 6	Los Angeles Rams	L	14 21
N 13	Philadelphia Eagles	W	17 14
N 20	Tampa Bay Bucs	W	27 0
N 27	San Francisco 49ers	W	13 3
D 4	Green Bay Packers	L	28 31
D 11	Minnesota Vikings	W	19 13
D 18	Green Bay Packers	W	23 21
			311 301

1984 (10-6, .625)

Mike Ditka — Coach		Bears	Opp
2	Tampa Bay Bucs	W	31 14
9	Denver Broncos	W	27 0
16	Green Bay Packers	W	9 8
23	Seattle Seahawks	L	9 38
30	Baltimore Colts	L	14 23
O 7	New Orleans Saints	L	20 7
O 14	St. Louis Cardinals	L	21 38
O 21	Tampa Bay Bucs	W	44 9
O 28	Minnesota Vikings	W	16 7
N 4	Los Angeles Raiders	W	17 6
N 11	Los Angeles Rams	L	13 29
N 18	Detroit Lions	W	16 14
N 25	Minnesota Vikings	W	34 3
D 3	San Diego Chargers	L	7 20
D 9	Green Bay Packers	L	14 20
D 16	Detroit Lions	W	30 13
			325 248

PLAYOFFS

D 30	Washington Redskins	L	23 19
J 6	San Francisco 49ers	L	0 23

OFFENSIVE STARTERS

WR	Willie Gault
LT	Jim Covert
LG	Noah Jackson
C	Jay Hilgenberg
RG	Kurt Becker
RT	Keith Van Home
TE	Emery Moorehead
WR	Ken Margerum
QB	Jim McMahon
RB	Walter Payton
FB	Matt Suhey
K	Bob Thomas

WR	Willie Gault
LT	Jim Covert
LG	Mark Bortz
C	Jay Hilgenberg
RG	Kurt Becker
RT	Keith Van Home
TE	Emery Moorehead
WR	Dennis McKinnon
QB	Steve Fuller
RB	Walter Payton
FB	Matt Suhey
K	Bob Thomas

DEFENSIVE STARTERS

LE	Mike Hartenstein
LT	Steve Osborne
RT	Steve McMichael / Dan Hampton
RE	Dan Hampton / Al Harris
SLB	Otis Wilson
MLB	Mike Singletary
WLB	Hans / Gary Campbell / Brian Colton
LCB	Mike Richardson
RCB	Leslie Frazier
SS	Todd Bell
FS	Gary Fencik
P	Bob Parsons

LLC	Mike Hartenstein
LT	Steve McMichael
RT	Dan Hampton
RE	Richard Dent
SLB	Otis Wilson
MLB	Mike Singletary
WLB	Al Harris
LCB	Mike Richardson
RCB	Leslie Frazier
SS	Todd Bell
FS	Gary Fencik
P	Dave Frazier

80 YEARS of GRIDIRON TRADITION...at THE FIELD MUSEUM

Few franchises better symbolize their sport than the Chicago Bears and professional football. From Papa Bear Halas to Walter Payton to the present day, this is a team rich in tradition and history. With a total of nine world championships and a Super Bowl title to boast, the Bears have accumulated countless pieces of priceless memorabilia along with their legacy. Now, for the first time, this collection will be open to the public.

Beginning with the Season Opener on September 12th and continuing through the regular season, The Field Museum will host the first official collection of Bears memorabilia spanning the heritage of the storied franchise. On the occasion of the team's 80th Season, the Bears have allowed The Field Museum to display the team's most cherished items. Fans will see the 1985 Super Bowl Trophy, the 1963 World Championship Trophy, helmets and pads, jerseys and cleats, Super Bowl rings and fantastic photographs. There will also be a historical highlight video featuring the most memorable moments and greatest feats in team annals.

The Field Museum will also welcome a former Chicago Bear on the morning of each home game for a 9 AM breakfast open to the public. After breakfast and a stroll through the exhibit, fans can walk across the parking lot into Soldier Field to watch the game. Or, Bears backers can use their Bears ticket stub to enter the exhibit after the gridiron action, avoid the Soldier Field parking lot traffic, and complete a perfect football afternoon.

Fans may ask, why The Field Museum? Quite simply, in addition to being neighbors and having two of the most publicly recognized facilities in Chicago, The Field Museum and the Chicago Bears are once again underscoring their roles as a dutiful citizens of Chicagoland. It is an opportunity to both celebrate the pride and joy that the team has brought to the city over 80 seasons, and to look back—with the help of a world class museum—at everything that has made the Chicago Bears one of the greatest franchises in pro sports.

The Chicago Bears exhibition will be on view from September 12, 1999, through January 2, 2000. For more information, please call 312 / 922 - 9410, or visit The Field Museum's website at www.fnmh.org/bears.

C All-Time Results, Starters, & Stats

— 1985 —

USUAL STARTERS

Offense

WR	Willie Gault
LT	Jim Covert
LG	Mark Bortz
C	Jay Hilgenberg
RG	Tom Thayer
RT	Keith Van Horne
TE	Emery Moorehead
WR	Dennis McKinnon
QB	Jim McMahon
RB	Walter Payton
FB	Matt Suhey
K	Kevin Butler

Defense

LE	Dan Hampton
LT	Steve McMichael
RT	William Perry
RE	Richard Dent
SLB	Otis Wilson
MLB	Mike Singletary
WLB	Wilbur Marshall
LCB	Mike Richardson
RCB	Leslie Frazier
SS	Dave Duerson
FS	Gary Fencik
P	Maury Buford

15-1, .938

Mike Ditka — Coach

	Bears	Opp
S8	Tampa Bay Bucs	W 38 28
S15	New England Patriots	W 20 7
S19	@ Minnesota Vikings	W 33 24
S29	Washington Redskins	W 45 10
O6	@ Tampa Bay Bucs	W 27 19
O13	@ San Francisco 49ers	W 26 10
O21	Green Bay Packers	W 23 7
O27	Minnesota Vikings	W 27 9
N3	@ Green Bay Packers	W 16 10
N10	Detroit Lions	W 24 3
N17	@ Dallas Cowboys	W 44 0
N24	Atlanta Falcons	W 36 0
D2	@ Miami Dolphins	L 24 38
D8	Indianapolis Colts	W 17 10
D14	@ New York Jets	W 19 6
D22	@ Detroit Lions	W 37 17

PLAYOFFS

J5	New York Giants	W 21 0
J12	Los Angeles Rams	W 24 0
J26	New England Patriots	W 46 10

(SB XX at New Orleans Superdome)

Bear Leaders

Rushing	Walter Payton	324 att - 1551 yds - 9 TDs
Passing	Jim McMahon	313 att - 178 com - 2392 yds - 15 TD - 11 int
Receiving	Willie Gault	49 rec - 483 yds - 2 TD
	Willie Gault	33 rec - 704 yds - 1 TD
Scoring	Kevin Butler	144 points - 31-38 FG - 51-51 PATs
Punt Return	Ken Taylor	25 - 198 yds - 7.9 avg - 8 FC
KO Return	Willie Gault	22 - 577 yds - 26.2 avg - 1 TD
Punting	Maury Buford	68 punts - 2870 yds - 42.2 avg - 18 in 20
INTs	Les Frazier	6 picks - 119 yds - 1 TDs
Tackles	Gary Fencik	118 total - 98 solo - 20 assists
Sacks	Richard Dent	17 sacks - 133.5 yards

Team Stats	Bears	avg	rank	Opp	avg	rank
Total Yards	5837	364.8	7	4135	258.4	1
Rushing Yards	2761	172.6	1	1319	82.4	1
Passing Yards	3076	192.3	20	2816	176.0	3
Points Scored	456	28.5	-	198	12.4	-

— 1986 —

USUAL STARTERS

Offense

WR	Willie Gault
LT	Jim Covert
LG	Mark Bortz
C	Jay Hilgenberg
RG	Tom Thayer
RT	Keith Van Horne
TE	Emery Moorehead
WR	Keith Ortega
QB	Mike Tomczak
RB	Walter Payton
FB	Matt Suhey
K	Kevin Butler

Defense

LE	Dan Hampton
LT	Steve McMichael
RT	William Perry
RE	Richard Dent
SLB	Otis Wilson
MLB	Mike Singletary
WLB	Wilbur Marshall
LCB	Mike Richardson
RCB	Vestee Jackson / Reggie Phillips
SS	Dave Duerson
FS	Gary Fencik
P	Maury Buford

14-2, .875

Mike Ditka — Coach

	Bears	Opp
S7	Cleveland Browns	W 41 31
S14	Philadelphia Eagles	W+ 13 10
S22	@ Green Bay Packers	W 25 12
S28	@ Cincinnati Bengals	W 44 7
O5	Minnesota Vikings	W 23 0
O12	@ Houston Oilers	W 20 7
O19	@ Minnesota Vikings	L 7 23
O26	Detroit Lions	W 13 7
N3	Los Angeles Rams	L 17 20
N9	@ Tampa Bay Bucs	W 23 3
N16	@ Atlanta Falcons	W 13 10
N23	Green Bay Packers	W 12 10
N30	Pittsburgh Steelers	W+ 13 10
D7	Tampa Bay Bucs	W 48 14
D15	@ Detroit Lions	W 16 13
D21	@ Dallas Cowboys	W 24 10

PLAYOFFS

J3	Washington Redskins	L 13 27
----	---------------------	---------

Bear Leaders

Rushing	Walter Payton	321 att - 1333 yds - 8 TDs
Passing	Jim McMahon	150 att - 77 com - 995 yds - 5 TD - 8 int
	Mike Tomczak	151 att - 74 com - 1105 yds - 2 TD - 10 int
Receiving	Willie Gault	42 rec - 818 yds - 5 TD
Scoring	Kevin Butler	120 points - 28-41 FG - 36-37 PATs
Punt Return	Lew Barnes	57 - 482 yds - 8.5 avg - 9 FC
KO Return	Dennis Gentry	20 - 575 yds - 28.8 avg
Punting	Maury Buford	69 punts - 2850 yds - 41.3 avg - 19 in 20
INTs	Mike Richardson	7 picks - 69 yds
Tackles	Gary Fencik	130 total - 67 solo - 63 assists
Sacks	Richard Dent	11.5 sacks - 87 yards

Team Stats	Bears	avg	rank	Opp	avg	rank
Total Yards	5459	341.2	7	4130	258.1	1
Rushing Yards	2700	168.8	1	1463	91.4	2
Passing Yards	2759	172.4	20	2667	166.7	2
Points Scored	352	22.0	-	187	11.7	-



All-Time Results, Starters, & Stats

— 1987 —

USUAL STARTERS

Offense

WR	Willie Gault
LT	Jim Covert
LG	Mark Bortz
C	Jay Hilgenberg
RG	Tom Thayer
RT	Keith Van Horne
TE	Emery Moorehead
WR	Ron Morris
QB	Jim McMahon / Mike Tomczak
RB	Walter Payton
FB	Neal Anderson
K	Kevin Butler

Defense

LE	Dan Hampton
LT	Steve McMichael
RT	William Perry
RE	Richard Dent
SLB	Otis Wilson
MLB	Mike Singletary
WLB	Wilbur Marshall
LCB	Mike Richardson
RCB	Vestee Jackson
SS	Todd Bell
FS	Dave Duerson
P	Bryan Wagner

11-4, .733

Mike Ditka — Coach

			Bears	Opp
S14	New York Giants	W	34	19
S20	Tampa Bay Bucs	W	20	3
S27	@ Detroit Lions			Cancelled
O4	@ Philadelphia Eagles	W	35	3
O11	Minnesota Vikings	W	27	7
O18	New Orleans Saints	L	17	19
O25	@ Tampa Bay Bucs	W	27	26
N1	Kansas City Chiefs	W	31	28
N8	@ Green Bay Packers	W	26	24
N16	@ Denver Broncos	L	29	31
N22	Detroit Lions	W	30	10
N29	Green Bay Packers	W	23	10
D6	@ Minnesota Vikings	W	30	24
D14	@ San Francisco 49ers	L	0	41
D20	Seattle Seahawks	L	21	34
D27	@ Los Angeles Raiders	W	6	3

PLAYOFFS

J10	Washington Redskins	L	17	21
-----	---------------------	---	----	----

Bear Leaders	
Rushing	Neal Anderson 129 att - 586 yds - 3 TDs
Passing	Jim McMahon 210 att - 125 com - 1,639 yds - 12 TD - 8 int
Receiving	Neal Anderson 47 rec - 467 yds - 3 TDs
	Willie Gault 35 rec - 705 yds - 7 TDs
Scoring	Kevin Butler 85 points - 19-28 FG - 28-30 PATs
Punt Return	Dennis McKinnon 40 - 405 yds - 10.1 avg - 4 FC
KO Return	Dennis Gentry 25 - 621 yds - 24.8 avg
Punting	Bryan Wagner 36 punts - 1461 yds - 40.6 avg - 9 in 20
INTs	Dave Duerson 3 picks - 0 yds
Tackles	Dave Duerson 116 total - 63 solo - 53 assists
Sacks	Richard Dent 13.5 sacks - 94 yards

Team Stats	Bears	avg	rank	Opp	avg	rank
Total Yards	5044	336.3	12	4215	281.0	2
Rushing Yards	1954	130.3	13	1413	94.2	1
Passing Yards	3090	206.0	12	2802	186.8	7
Points Scored	356	23.7	-	282	18.8	-

— 1988 —

USUAL STARTERS

Offense

WR	Dennis Gentry
LT	Jim Covert / John Wojciechowski
LG	Mark Bortz
C	Jay Hilgenberg
RG	Tom Thayer
RT	Keith Van Horne
TE	Jim Thornton
WR	Dennis McKinnon
QB	Jim McMahon
RB	Neal Anderson
FB	Matt Suhay
K	Kevin Butler

Defense

LE	Al Harris
LT	Steve McMichael
RT	Dan Hampton
RE	Richard Dent
SLB	Ron Rivera
MLB	Mike Singletary
WLB	Jim Morrissey
LCB	Mike Richardson
RCB	Vestee Jackson
SS	Dave Duerson
FS	Shaun Gayle
P	Bryan Wagner

12-4, .750

Mike Ditka — Coach

			Bears	Opp
S4	Miami Dolphins	W	34	7
S11	@ Indianapolis Colts	W	17	13
S18	Minnesota Vikings	L	7	31
S25	@ Green Bay Packers	W	24	6
O2	Buffalo Bills	W	24	3
O9	@ Detroit Lions	W	24	7
O16	Dallas Cowboys	W	17	7
O24	San Francisco 49ers	W	10	9
O30	@ New England Patriots	L	7	30
N6	Tampa Bay Bucs	W	28	10
N13	@ Washington Redskins	W	34	14
N20	@ Tampa Bay Bucs	W	27	15
N27	Green Bay Packers	W	16	0
D5	@ Los Angeles Rams	L	3	23
D11	Detroit Lions	W	13	12
D19	@ Minnesota Vikings	L	27	28

PLAYOFFS

D31	Philadelphia Eagles	W	20	12
J8	San Francisco 49ers	L	3	28

Bear Leaders	
Rushing	Neal Anderson 249 att - 1106 yds - 12 TDs
Passing	Jim McMahon 192 att - 114 com - 1346 yds - 6 TD - 7 int
Receiving	Dennis McKinnon 45 rec - 704 yds - 3 TDs
Scoring	Kevin Butler 82 points - 15-19 FG - 37-38 PATs
Punt Return	Dennis McKinnon 34 - 277 yds - 8.1 avg - 8 FC
KO Return	Dennis Gentry 27 - 578 yds - 21.4 avg
Punting	Bryan Wagner 79 punts - 3282 yds - 41.5 avg - 18 in 20
INTs	Vestee Jackson 8 picks - 94 yds
Tackles	Mike Singletary 170 total - 89 solo - 81 assists
Sacks	Steve McMichael 11.5 sacks - 95 yards

Team Stats	Bears	avg	rank	Opp	avg	rank
Total Yards	5317	332.3	11	4360	272.5	2
Rushing Yards	2319	144.9	3	1326	82.9	1
Passing Yards	2998	187.4	20	3034	189.6	9
Points Scored	312	19.5	-	215	13.4	-



All-Time Results, Starters, & Stats

— 1989 —

USUAL STARTERS

Offense

WR	Ron Morris
LT	Jim Covert
LG	Mark Bortz
C	Jay Hilgenberg
RG	Tom Thayer
RT	Keith Van Horne
TE	Jim Thornton
WR	Dennis McKinnon
QB	Mike Tomczak
RB	Neal Anderson
FB	Brad Muster
K	Kevin Butler

Defense

LE	Trace Armstrong
LT	Steve McMichael
RT	William Perry
RE	Richard Dent
SLB	Ron Rivera
MLB	Mike Singletary
WLB	John Roper
LCB	Donnell Woolford
RCB	Vestee Jackson
SS	Dave Duerson
FS	Shaun Gayle
P	Maury Buford

6-10, .375

Mike Ditka — Coach

		Bears	Opp
S10	Cincinnati Bengals	W	17
S17	Minnesota Vikings	W	38
S24	② Detroit Lions	W	47
O2	Philadelphia Eagles	W	27
O8	② Tampa Bay Bucs	L	35
O15	Houston Oilers	L	28
O23	② Cleveland Browns	L	7
O29	Los Angeles Rams	W	20
N5	*② Green Bay Packers	L	13
N12	② Pittsburgh Steelers	W	20
N19	Tampa Bay Bucs	L	31
N26	② Washington Redskins	L	14
D3	② Minnesota Vikings	L	16
D10	Detroit Lions	L	17
D17	Green Bay Packers	L	28
D24	② San Francisco 49ers	L	0

* Instant Replay Game

Bear Leaders

Rushing	Neal Anderson	274 att - 1275 yds - 11 TDs
Passing	Mike Tomczak	306 att - 156 com - 2058 yds - 16 TD - 16 int
Receiving	Neal Anderson	50 rec - 434 yds - 4 TDs
	Ron Morris	30 rec - 486 yds - 1 TD
Scoring	Neal Anderson	90 points - 15 TDs - 11 rush, 4 rec
Punt Return	Mark Green	16 - 141 yds - 8.8 avg - 5 FC
KO Return	Dennis Gentry	28 - 667 yds - 23.8 avg
Punting	Maury Buford	72 punts - 2884 yds - 39.5 avg - 21 in 20
INTs	Lemuel Stinson	4 picks - 59 yds - 1 TD
Tackles	Mike Singletary	151 total - 79 solo - 72 assists
Sacks	Richard Dent	9 sacks - 64 yards

Team Stats	Bears	avg	rank	Opp	avg	rank
Total Yards	5375	335.9	10	5729	358.1	25
Rushing Yards	2287	142.9	2	1897	118.6	15
Passing Yards	3088	193.0	19	3832	239.5	24
Points Scored	358	22.4	-	377	23.6	-

— 1990 —

USUAL STARTERS

Offense

WR	Wendell Davis
LT	Jim Covert
LG	Mark Bortz
C	Jay Hilgenberg
RG	Tom Thayer
RT	Keith Van Horne
TE	Jim Thornton
WR	Ron Morris
QB	Jim Harbaugh
RB	Neal Anderson
FB	Brad Muster
K	Kevin Butler

Defense

LE	Trace Armstrong
LT	William Perry
RT	Dan Hampton
RE	Richard Dent
SLB	Jim Morrissey
MLB	Mike Singletary
WLB	Ron Rivera
LCB	Donnell Woolford
RCB	Lemuel Stinson
SS	Shaun Gayle
FS	Mark Carrier
P	Maury Buford

11-5, .688

Mike Ditka — Coach

		Bears	Opp
S9	Seattle Seahawks	W	17
S16	② Green Bay Packers	W	31
S23	Minnesota Vikings	W	19
S30	② Los Angeles Raiders	L	10
O7	Green Bay Packers	W	27
O14	Los Angeles Rams	W	38
O21	Bye Week		
O28	② Phoenix Cardinals	W	31
N4	② Tampa Bay Bucs	W	26
N11	Atlanta Falcons	W	30
N18	② Denver Broncos	W+	16
N25	② Minnesota Vikings	L	13
D2	Detroit Lions	W+	23
D9	② Washington Redskins	L	9
D16	② Detroit Lions	L	21
D23	Tampa Bay Bucs	W	27
D29	Kansas City Chiefs	L	10

PLAYOFFS

J6	New Orleans Saints	W	16	6
J13	② New York Giants	L	3	31

Bear Leaders

Rushing	Neal Anderson	260 att - 1078 yds - 10 TDs
Passing	Jim Harbaugh	312 att - 180 com - 2178 yds - 10 TD - 6 int
Receiving	Brad Muster	47 rec - 452 yds
	Wendell Davis	39 rec - 572 yds - 3 TDs
Scoring	Kevin Butler	114 points - 26-37 FGs - 36-37 PATs
Punt Return	Johnny Bailey	36 - 399 yds - 11.1 avg - 13 FC - 1 TD
KO Return	Johnny Bailey	23 - 363 yds - 15.8 avg
Punting	Maury Buford	76 punts - 3073 yds - 40.4 avg - 22 in 20
INTs	Mark Carrier	10 picks - 39 yds
Tackles	Mike Singletary	151 total - 67 solo - 84 assists
Sacks	Richard Dent	12 sacks - 101 yards

Team Stats	Bears	avg	rank	Opp	avg	rank
Total Yards	4980	311.3	13	4492	280.8	6
Rushing Yards	2436	152.3	2	1572	98.3	7
Passing Yards	2544	159.0	28	2920	182.5	10
Points Scored	348	21.8	-	280	17.5	-

All-Time Results, Starters, & Stats

— 1991 —

USUAL STARTERS

Offense

WR	Wendell Davis
LT	John Wojciechowski
LG	Mark Bortz
C	Jay Hilgenberg
RG	Tom Thayer
RT	Keith Van Horne
TE	Jim Thornton
WR	Tom Waddle
QB	Jim Harbaugh
RB	Neal Anderson
FB	Brad Muster
K	Kevin Butler

Defense

LE	Trace Armstrong
LT	Steve McMichael
RT	William Perry
RE	Richard Dent
SLB	Jim Morrissey
MLB	Mike Singletary
WLB	John Roper
LCB	Donnell Woolford
RCB	Lemuel Stinson
SS	Shaun Gayle
FS	Mark Carrier
P	Maury Buford

11-5, .688

Mike Ditka — Coach

			Bears	Opp
S1	Minnesota Vikings	W	10	6
S8	@ Tampa Bay Bucs	W	21	20
S15	New York Giants	W	20	17
S23	New York Jets	W*	19	13
S29	@ Buffalo Bills	L	20	35
O6	Washington Redskins	L	7	20
O13	Bye Week			
O17	@ Green Bay Packers	W	10	0
O27	@ New Orleans Saints	W	20	17
N3	Detroit Lions	W	20	10
N11	@ Minnesota Vikings	W	34	17
N17	@ Indianapolis Colts	W	31	17
N24	Miami Dolphins	L*	13	16
N28	@ Detroit Lions	L	6	16
D8	Green Bay Packers	W	27	13
D15	Tampa Bay Bucs	W	27	0
D23	@ San Francisco 49ers	L	14	52

PLAYOFFS

D29	Dallas Cowboys	L	13	17
-----	----------------	---	----	----

Bear Leaders

Rushing	Neal Anderson	210 att - 747 yds - 6 TDs
Passing	Jim Harbaugh	478 att - 275 com - 3121 yds - 15 TD - 16 int
Receiving	Wendell Davis	61 rec - 945 yds - 6 TDs
Scoring	Kevin Butler	89 points - 19-29 FGs - 32-34 PATs
KO Return	Johnny Bailey	36 - 281 yds - 7.8 avg - 11 FC
Punt Return	Johnny Bailey	16 - 311 yds - 19.4 avg
Punting	Maury Buford	69 punts - 2814 yds - 40.8 avg - 13 in 20
INTs	Lemuel Stinson	4 picks - 69 yds - 1 TD
Tackles	Mike Singletary	124 total - 53 solo - 71 assists
Sacks	Richard Dent	10.5 sacks - 72 yards

Team Stats	Bears	avg	rank	Opp	avg	rank
Total Yards	5069	316.8	11	4507	281.7	4
Rushing Yards	1949	121.8	9	1580	98.3	10
Passing Yards	3120	195.0	13	2927	182.9	8
Points Scored	299	18.7	-	269	16.8	-

— 1992 —

USUAL STARTERS

Offense

WR	Wendell Davis
LT	Troy Auzenne
LG	Mark Bortz
C	Jerry Fontenot
RG	Tom Thayer
RT	Keith Van Horne
TE	Keith Jennings
WR	Tom Waddle
QB	Jim Harbaugh
RB	Neal Anderson
FB	Brad Muster
K	Kevin Butler

Defense

LE	Trace Armstrong
LT	Steve McMichael
RT	William Perry
RE	Richard Dent
SLB	Jim Morrissey
MLB	Mike Singletary
WLB	John Roper
LCB	Donnell Woolford
RCB	Lemuel Stinson
SS	Shaun Gayle
FS	Mark Carrier
P	Chris Gardocki

5-11, .313

Mike Ditka — Coach

			Bears	Opp
S6	Detroit Lions	W	27	24
S13	@ New Orleans Saints	L	6	28
S21	New York Giants	L	14	27
S27	Atlanta Falcons	W	41	31
O4	@ Minnesota Vikings	L	20	21
O11	Bye Week			
O18	Tampa Bay Bucs	W	31	14
O25	@ Green Bay Packers	W	30	10
N2	Minnesota Vikings	L	10	38
N8	Cincinnati Bengals	L*	28	31
N15	@ Tampa Bay Bucs	L	17	20
N22	Green Bay Packers	L	3	17
N29	@ Cleveland Browns	L	14	27
D7	@ Houston Oilers	L	7	24
D13	Pittsburgh Steelers	W	30	6
D20	@ Detroit Lions	L	3	16
D27	@ Dallas Cowboys	L	14	27

Bear Leaders

Rushing	Neal Anderson	156 att - 582 yds - 5 TDs
Passing	Jim Harbaugh	358 att - 202 com - 2486 yds - 13 TD - 12 int
Receiving	Wendell Davis	54 rec - 734 yds - 2 TDs
Scoring	Kevin Butler	91 points - 19-26 FGs - 34-34 PATs
Punt Return	Donnell Woolford	12 - 127 yds - 10.6 avg - 3 FC
KO Return	Darren Lewis	23 - 511 yds - 22.2 avg - 1 TD
Punting	Chris Gardocki	79 punts - 3393 yds - 42.9 avg - 19 in 20
INTs	Donnell Woolford	7 picks - 67 yds
Tackles	Mike Singletary	135 total - 65 solo - 70 assists
Sacks	Steve McMichael	10.5 sacks

Team Stats	Bears	avg	rank	Opp	avg	rank
Total Yards	4941	308.8	8	4952	309.5	17
Rushing Yards	1871	116.9	10	1948	121.8	21
Passing Yards	3070	191.9	14	3004	187.6	15
Points Scored	295	18.4	-	361	22.6	-

C All-Time Results, Starters, & Stats

— 1993 —

USUAL STARTERS

Offense

WR	Tom Waddle
LT	Troy Auzenne
LG	Mark Bortz
C	Jerry Fontenot
RG	John Wojciechowski
RT	Jay Leeuwenburg
TE	Keith Jennings
WR	Curtis Conway
QB	Jim Harbaugh
RB	Neal Anderson
FB	Craig Heyward
K	Kevin Butler

Defense

LE	Trace Armstrong
LT	Steve McMichael
RT	Chris Zorich
RE	Richard Dent
SLB	Joe Cain
MLB	Dante Jones
WLB	Vinson Smith
LCB	Donnell Woolford
RCB	Anthony Blaylock
SS	Shaun Gayle
FS	Mark Carrier
P	Chris Gardocki

7-9, .438

Dave Wannstedt — Coach

		Bears	Opp	
S5	New York Giants	L	20	26
S12	@ Minnesota Vikings	L	7	10
S19	Bye Week			
S26	Tampa Bay Bucs	W	47	17
O3	Atlanta Falcons	W	6	0
O10	@ Philadelphia Eagles	W	17	6
O17	Bye Week			
O25	Minnesota Vikings	L	12	19
O31	@ Green Bay Packers	L	3	17
N7	Los Angeles Raiders	L	14	16
N14	@ San Diego Chargers	W	16	13
N21	@ Kansas City Chiefs	W	19	17
N25	@ Detroit Lions	W	10	6
D5	Green Bay Packers	W	30	17
D12	@ Tampa Bay Bucs	L	10	13
D18	Denver Broncos	L	3	13
D26	Detroit Lions	L	14	20
J2	@ Los Angeles Rams	L	6	20

Bear Leaders

Rushing	Neal Anderson	202 att - 646 yds - 4 TDs
Passing	Jim Harbaugh	325 att - 200 com - 2002 yds - 7 TD - 11 int
Receiving	Tom Waddle	44 rec - 552 yds - 1 TDs
Scoring	Kevin Butler	102 points - 27-36 FGs - 21-22 PATs
Punt Return	Terry Obee	35 - 289 yds - 8.3 avg - 20 FC
KO Return	Curtis Conway	21 - 450 yds - 21.4 avg
Punting	Chris Gardocki	80 punts - 3080 yds - 38.5/36.6 avg - 28 in 20
INTs	Mark Carrier	4 picks - 94 yds - 1 TD
	Dante Jones	4 picks - 52 yards
Tackles	Dante Jones	189 total - 117 solo - 72 assists
Sacks	Richard Dent	12.5 sacks - 90 yards

Team Stats

	Bears	avg	rank	Opp	avg	rank
Total Yards	3717	232.3	28	4653	290.8	4
Rushing Yards	1677	104.8	19	1835	114.7	17
Passing Yards	2040	127.5	28	2818	176.1	3
Points Scored	234	14.6	-	230	14.4	-

— 1994 —

USUAL STARTERS

Offense

WR	Jeff Graham
LT	Andy Heck
LG	Mark Bortz
C	Jerry Fontenot
RG	Jay Leeuwenburg
RT	James Williams
TE	Marv Cook
WR	Curtis Conway
QB	Steve Walsh
RB	Lewis Tillman
FB	Raymont Harris
K	Kevin Butler

Defense

LE	Trace Armstrong
LT	Al Fontenot / Carl Simpson
RT	Chris Zorich
RE	Alonzo Spellman
SLB	Joe Cain
MLB	Dante Jones
WLB	Vinson Smith
LCB	Donnell Woolford
RCB	Jeremy Lincoln
SS	Shaun Gayle
FS	Mark Carrier
P	Chris Gardocki

9-7, .563

Dave Wannstedt — Coach

		Bears	Opp	
S4	Tampa Bay Bucs	W	21	9
S12	@ Philadelphia Eagles	L	22	30
S18	Minnesota Vikings	L	14	42
S25	@ New York Jets	W	19	7
O2	Buffalo Bills	W	20	13
O9	New Orleans Saints	W	17	7
O16	Bye Week			
O23	@ Detroit Lions	L	16	21
O31	Green Bay Packers	L	6	33
N6	@ Tampa Bay Bucs	W	20	6
N13	@ Miami Dolphins	W	17	14
N20	Detroit Lions	W	20	10
N27	@ Arizona Cardinals	W+	19	16
D1	@ Minnesota Vikings	L+	27	33
D11	@ Green Bay Packers	L	3	40
D18	Los Angeles Rams	W	27	13
D24	New England Patriots	L	3	13

PLAYOFFS

J1	@ Minnesota Vikings	W	35	18
J7	@ San Francisco 49ers	L	15	44

Bear Leaders

Rushing	Lewis Tillman	275 att - 899 yds - 7 TDs
Passing	Steve Walsh	343 att - 208 com - 2078 yds - 10 TD - 8 int
Receiving	Jeff Graham	68 rec - 944 yds - 4 TDs
Scoring	Kevin Butler	87 points - 21-29 FGs - 24-24 PATs
Punt Return	Jeff Graham	15 - 140 yds - 9.3 avg - 5 FC
KO Return	Lewis Tillman	35 - 874 yds - 25.0 avg
Punting	Chris Gardocki	76 punts - 2871 yds - 37.8/32.4 avg - 23 in 20
INTs	Donnell Woolford	5 picks - 30 yards
Tackles	Joe Cain	129 total - 83 solo - 46 assists
Sacks	Trace Armstrong	7.5 sacks - 52 yards

Team Stats

	Bears	avg	rank	Opp	avg	rank
Total Yards	4679	292.4	23	5009	313.1	13
Rushing Yards	1588	99.3	15	1922	120.1	5
Passing Yards	3091	193.2	21	3087	192.9	5
Points Scored	271	16.9	-	307	19.2	-



All-Time Results, Starters, & Stats

— 1995 —

USUAL STARTERS

Offense

WR	Jeff Graham
LT	Andy Heck
LG	Todd Perry
C	Jerry Fontenot
RG	Jay Leuwenburg
RT	James Williams
TE	Keith Jennings
WR	Curtis Conway
QB	Erik Kramer
RB	Rashaan Salaam
FB	Tony Carter
K	Kevin Butler

Defense

LE	Alonzo Spellman
LT	Jim Flanigan
RT	Chris Zorich
RE	John Thierry
SLB	Vinson Smith
MLB	Joe Cain
WLB	Ron Cox
LCB	Donnell Woolford
RCB	Jeremy Lincoln
SS	Marty Carter
FS	Mark Carrier
P	Todd Sauerbrun

9-7, .563

Dave Wannstedt — Coach

		Bears	Opp
S3	Minnesota Vikings	W	31
S11	Green Bay Packers	L	24
S17	@ Tampa Bay Bucs	W	25
S24	@ St. Louis Rams	L	28
O1	Bye Week		
O6	Carolina Panthers	W	31
O15	@ Jacksonville Jaguars	W	30
O22	Houston Oilers	W	35
O30	@ Minnesota Vikings	W	14
N5	Pittsburgh Steelers	L	34
N12	@ Green Bay Packers	L	28
N19	Detroit Lions	L	17
N26	@ New York Giants	W	27
D4	@ Detroit Lions	L	7
D10	@ Cincinnati Bengals	L	10
D17	Tampa Bay Bucs	W	31
D24	Philadelphia Eagles	W	20

Bear Leaders

Rushing	Rashaan Salaam	296 att - 1074 yds - 10 TDs
Passing	Erik Kramer	522 att - 315 com - 3838 yds - 29 TD - 10 int
Receiving	Jeff Graham	82 rec - 1301 yds - 4 TDs
Scoring	Kevin Butler	114 points - 23-31 FGs - 45-45 PATs
Punt Return	Jeff Graham	23 - 183 yds - 8.0 avg - 14 FC
KO Return	Lewis Tillman	42 - 904 yds - 21.5 avg
Punting	Todd Sauerbrun	55 punts - 2080 yds - 37.8/31.1 avg - 16 in 20
INTs	Donnell Woolford	4 picks - 21 yards
Tackles	Marty Carter	158 total - 97 solo - 61 assists
Sacks	Jim Flanigan	11 sacks - 75 yards

Team Stats

	Bears	avg	rank	Opp	avg	rank
Total Yards	5673	354.6	9	5442	340.1	19
Rushing Yards	1930	120.6	9	1441	90.1	5
Passing Yards	3743	233.9	12	4001	250.1	27
Points Scored	392	24.5	-	360	22.5	-

— 1996 —

USUAL STARTERS

Offense

WR	Curtis Conway
LT	Andy Heck
LG	Todd Perry
C	Jerry Fontenot
RG	Todd Burger
RT	James Williams
TE	Keith Jennings
WR	Michael Timpson
QB	Dave Krieg
RB	Raymont Harris
FB	Tony Carter
K	Jeff Jaeger

Defense

LE	Albert Fontenot
LT	Jim Flanigan
RT	Carl Simpson
RE	Alonzo Spellman
SLB	Joe Cain
MLB	Bryan Cox
WLB	Vinson Smith
LCB	Donnell Woolford
RCB	Walt Harris
SS	Marty Carter
FS	Mark Carrier
P	Todd Sauerbrun

7-9, .438

Dave Wannstedt — Coach

		Bears	Opp
S2	Dallas Cowboys	W	22
S8	@ Washington Redskins	L	3
S15	Minnesota Vikings	L	14
S22	@ Detroit Lions	L	16
S29	Oakland Raiders	W	19
O6	Green Bay Packers	L	6
O13	@ New Orleans Saints	L	24
O20	Bye Week		
O28	@ Minnesota Vikings	W	15
N3	Tampa Bay Bucs	W	13
N10	@ Denver Broncos	L	12
N17	@ Kansas City Chiefs	L	10
N24	Detroit Lions	W	31
D1	@ Green Bay Packers	L	17
D8	St. Louis Rams	W	35
D14	San Diego Chargers	W	27
D22	@ Tampa Bay Bucs	L	19

Bear Leaders

Rushing	Raymont Harris	194 att - 748 yds - 4 TDs
Passing	Dave Krieg	377 att - 226 com - 2278 yds - 14 TD - 12 int
Receiving	Curtis Conway	81 rec - 1049 yds - 7 TDs
Scoring	Jeff Jaeger	80 points - 19-23 FGs - 23-23 PATs
Punt Return	Bobby Ingram	31 - 282 yds - 9.1 avg - 19 FC
KO Return	Jack Jackson	27 - 619 yds - 22.9 avg
Punting	Todd Sauerbrun	78 punts - 3491 yds - 44.8/34.9 avg - 15 in 20
INTs	Donnell Woolford	6 picks - 37 yards - 1 TD
Tackles	Marty Carter	180 total - 102 solo - 78 assists
Sacks	Alonzo Spellman	8 sacks - 67 yards

Team Stats

	Bears	avg	rank	Opp	avg	rank
Total Yards	4905	306.6	21	4884	305.3	12
Rushing Yards	1720	107.5	16	1617	101.1	11
Passing Yards	3185	199.1	19	3267	204.2	14
Points Scored	283	17.7	-	305	19.1	-



All-Time Results, Starters, & Stats

— 1997 —

USUAL STARTERS

Offense

WR	Bobby Engram
LT	Andy Heck
LG	Todd Perry
C	Chris Villarrial
RG	Todd Burger
RT	James Williams
TE	Keith Jennings
WR	Ricky Proehl
QB	Erik Kramer
RB	Raymont Harris
FB	Tony Carter
K	Jeff Jaeger

Defense

LE	John Thierry
LT	Jim Flanigan
RT	Carl Simpson
RE	Carl Reeves
SLB	Ron Cox
MLB	Bryan Cox
WLB	Barry Minter
LCB	Tom Carter
RCB	Walt Harris
SS	Marty Carter
FS	John Mangum
P	Todd Sauerbrun

4-12, .250

Dave Wannstedt — Coach

		Bears	Opp	
S1	@ Green Bay Packers	L	24	38
S7	Minnesota Vikings	L	24	27
S14	Detroit Lions	L	7	32
S21	@ New England Patriots	L	3	31
S28	@ Dallas Cowboys	L	3	27
O5	New Orleans Saints	L	17	20
O12	Green Bay Packers	L	23	24
O19	Bye Week			
O26	@ Miami Dolphins	W+	36	33
N2	Washington Redskins	L	8	31
N9	@ Minnesota Vikings	L	22	29
N16	New York Jets	L	15	23
N23	Tampa Bay Buccaneers	W	13	7
N27	@ Detroit Lions	L	20	55
D7	Buffalo Bills	W	20	3
D14	@ St. Louis Rams	W	13	10
D21	@ Tampa Bay Buccaneers	L	15	31

Bear Leaders

Rushing	Raymont Harris	275 att - 1033 yds - 10 TDs
Passing	Erik Kramer	477 att - 275 com - 3011 yds - 14 TD - 14 int
Receiving	Ricky Proehl	58 rec - 753 yds - 7 TDs
Scoring	Jeff Jaeger	83 points - 21-26 FGs - 20-20 PATs
Punt Return	Tyrone Hughes	36 - 258 yds - 7.2 avg - 7 FC
KO Return	Tyrone Hughes	43 - 1008 yds - 23.4 avg
Punting	Todd Sauerbrun	95 punts - 4059 yds - 42.7/32.8 avg - 26 in 20
INTs	Walt Harris	5 picks - 30 yards
Tackles	John Mangum	149 total - 79 solo - 69 assists
Sacks	Jim Flanigan	6 sacks - 51 yards
	Barry Minter	6 sacks - 35 yards

Team Stats	Bears	avg	rank	Opp	avg	rank
Total Yards	4987	311.7	17	4868	305.5	12
Rushing Yards	1746	109.1	16	1858	116.1	19
Passing Yards	3241	202.6	16	3030	189.4	11
Points Scored	263	16.4	-	421	26.3	-

— 1998 —

USUAL STARTERS

Offense

WR	Bobby Engram
LT	Andy Hack
LG	Todd Perry
C	Casey Wiegmann
RG	Chris Villarrial
RT	James Williams
TE	Alonzo Mayes
WR	Curtis Conway
QB	Erik Kramer
RB	Edgar Bennett
FB	Ty Hallock
K	Jeff Jaeger

Defense

LE	John Thierry
LT	Jim Flanigan
RT	Mike Wells
RE	Shawn Lee
SLB	Rico McDonald
MLB	Barry Minter
WLB	Sean Harris
LCB	Terry Cousin
RCB	Walt Harris
SS	Marty Carter
FS	Tony Parrish
P	Mike Horan

4-12, .250

Dave Wannstedt — Coach

		Bears	Opp	
S6	Jacksonville Jaguars	L	23	24
S13	@ Pittsburgh Steelers	L	12	17
S20	@ Tampa Bay Bucs	L	15	27
S27	Minnesota Vikings	L	28	31
O4	Detroit Lions	L	31	27
O11	@ Arizona Cardinals	L	7	20
O18	Dallas Cowboys	L	13	12
O25	@ Tennessee Oilers	W	23	20
N1	Bye Week			
N8	St. Louis Rams	L	12	20
N15	@ Detroit Lions	L	3	26
N22	@ Atlanta Falcons	L	13	20
N29	Tampa Bay Bucs	W	17	31
D6	@ Minnesota Vikings	L	22	48
D13	@ Green Bay Packers	W	20	26
D20	Baltimore Ravens	W	24	3
D27	Green Bay Packers	L	13	16

Bear Leaders

Rushing	Edgar Bennett	173 att - 611 yds - 2 TDs
Passing	Erik Kramer	250 att - 151 com - 1823 yds - 9 TD - 7 int
Receiving	Bobby Engram	64 rec - 987 yds - 5 TDs
Scoring	Jeff Jaeger	90 points - 21-26 FGs - 27-28 PATs
Punt Return	Glyn Milburn	25 - 291 yds - 11.6 avg - 15 FC - 1 TD
KO Return	Glyn Milburn	62 - 1550 yds - 25.0 avg - 2 TD
Punting	Mike Horan	64 punts - 2643 yds - 41.3/35.4 avg - 12 in 20
INTs	Walt Harris	4 picks - 41 yards - 1 TD
Tackles	Marty Carter	159 total - 101 solo - 58 assists
Sacks	Jim Flanigan	8.5 sacks - 55 yards

Team Stats	Bears	avg	rank	Opp	avg	rank
Total Yards	4766	297.9	21	5103	318.9	14
Rushing Yards	1713	107.1	17	1875	117.2	19
Passing Yards	3053	190.8	23	3228	201.8	15
Points Scored	276	17.3	-	368	23	-



Soldier Field

The Chicago Bears enter their 30th year at Soldier Field after playing their first 50 seasons in Chicago at Wrigley Field. Soldier Field was opened in 1924 as a 45,000-seat Municipal Grant Park Stadium. The first football game played on its field was November 22, 1924, as a capacity crowd watched Notre Dame edge Northwestern, 13-6.

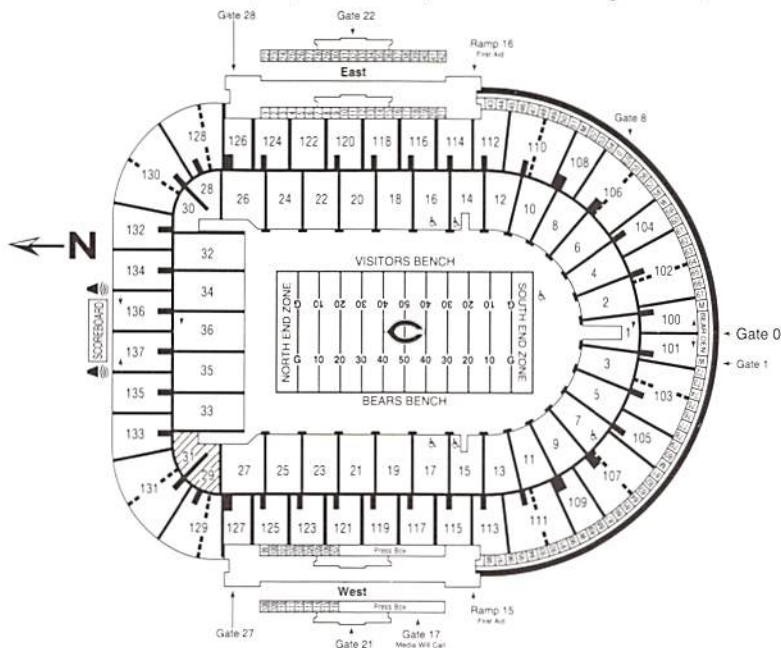
It hosted the first boxing event which drew a gate of over \$2.5 million (Dempsey-Tunney, 1927), the first ski meet held in a stadium, and the all-time largest football crowd (123,000). The largest crowd for any event in Soldier Field was 260,000 on Sept. 8, 1954, for the religious Marian Year Tribute.

The 100,000-seat stadium was dedicated November 27, 1926, with Army battling Navy to a 21-21 tie. The all-time collegiate attendance record of 123,000 plus was established Nov. 26, 1927 as Notre Dame beat Southern Cal 7-6. In the first professional game at the then-mammoth stadium, the Bears defeated the Chicago Cardinals 10-0 on November 11, 1926.

Plans for the stadium started in 1919 as a memorial to the soldiers of WWI. Soldier Field stands on 10,000 pile foundations driving an average depth of 62.5 feet through fill that replaced the lake waters. The stadium is maintained and operated by the Chicago Park District.

Other stadium notes since the Bears moved to Soldier Field:

- 1971** — September 19th, Chicago defeats the Pittsburgh Steelers 17-15 before capacity crowd of 55,701 in the Bears' first game since moving from Wrigley.
- 1979** — The stadium undergoes major reconstruction and renovation prior to the season including new lighting, playing surface, and locker rooms; rebuilding of seating area (new chairbacks, armrests, seats); and improvement of sightlines.
- 1982** — Additional rebuilding of seating areas was completed as well as new concourses with more restrooms and concession areas. A new press box, 60 deluxe skyboxes, and a new scoreboard were also built. Capacity is increased to 66,030.
- 1988** — Surface was changed from artificial turf to natural grass, and 56 skyboxes were added along south rim (increasing the total to 116). Capacity is increased to 66,946.
- 1992** — Four seats are added increasing the capacity to 66,950.
- 1994** — The Park District spends millions to refurbish the stadium for the World Cup soccer tournament. Capacity is reduced by six to the current figure of 66,944.





Training Camp

For the 16th consecutive year, the Bears' training camp will be held at the University of Wisconsin-Platteville. The site, 180 miles northwest of Chicago, provides the Bears with five practice fields, two lockerrooms, a weight room, meeting rooms, and dorms for players, staff, media, and guests.

INFO: General Camp: 608 / 342-1201 Address: Bryan Harlan: 608 / 342-1330 (evening)
Public Relations: 608 / 342-1511 Chicago Bears Scott Hagel: 608 / 342-1350 (evening)
Administration: 608 / 342-1636 U. of Wisconsin-Platteville
PR Fax: 608 / 342-1877 Platteville, WI 53818

DATES: Two-a-day practices begin Friday, July 23rd. The Bears will be in Platteville through Thursday, August 19, with several exceptions: on August 6-8, the Bears will be in Chicago for the pre-season opener against Indianapolis at Soldier Field; and on August 12-14, the Bears will be in Pittsburgh for a pre-season contest against the Steelers.

PRACTICES and SCRIMMAGES: Practice times are subject to change, but tentatively the morning workout starts at 8:45 AM, and the afternoon session at 3:15 PM. Practices are on the UW-Platteville campus and are open to the public free of charge. The Bears will not scrimmage an NFL opponent in 1999. The rookie scrimmage is slated for 1:00 PM on Saturday, July 31st, at Pioneer Stadium.

MEDIA: Credentials are required to cover practices and press conferences. They can be obtained in the basement of Porter Hall. The media work room, equipped with phones, is also located in the basement of Porter.

TRAINING CAMP HISTORY:

1984-Present	University of Wisconsin-Platteville, Wisconsin
1975-83	Lake Forest College, Lake Forest, Illinois
1944-74	St. Joseph's College, Rensselaer, Indiana
1935-43	St. John's Military Academy, Delafield, Wisconsin
1934	Lane Tech High School, Chicago, Illinois
1933	Notre Dame, South Bend, Indiana

DIRECTIONS TO PLATTEVILLE FROM CHICAGO: (approximately three hours driving)

- Take 90 West to Route 20 West through Freeport, IL; continue on Rt. 20 to Rt. 84 North, which becomes Wisconsin Rt. 80/81. Route 80/81 will enter Platteville.

- or -

- Take 90 West through Rockford to Beloit, WI. Take 81 West from Beloit; it becomes Rt. 11 West. Stay on Rt. 11 West to Rt. 23 west of Gratoit. Take Rt. 23 North to Rt. 81 West; stay on Rt. 81 for 29 miles until you enter Platteville.

DIRECTIONS FROM LAKE FOREST:

- Take Highway 41 North to Highway 173. Turn left on 173 and follow to Richmond, IL. Turn right on Highway 12; stay on 12 and enter Wisconsin. Continue on 12 to Interstate 43, and take 43 South to Beloit, WI. As you enter Beloit, continue going straight as the road turns into Highway 81. Take 81 West from Beloit; it becomes Rt. 11 West. Stay on 11 West to Route 23. Take 23 North toward Darlington, WI to 81 West, and stay on 81 West for 29 miles until you enter Platteville.

DIRECTIONS UPON ENTERING PLATTEVILLE:

- After entering Platteville on Route 81, you will come to a stoplight. Turn left onto Highway 151. Turn right onto Staley (McDonalds is on the right). Take the second left onto Gridley. Turn left onto Southwest Road; the stadium will be on your left. Turn right onto Longhorn Drive and follow Longhorn up the hill past the cemetery. Turn left at the stop sign, and follow the road to the dorms, which will be on your right.



Bears vs. The NFL

STADIUM CODES

A	Atlanta Fulton Co. Stadium	3-4	GD	GeorgiaDome, Atlanta	0-1	PH	Municipal Stadium, Philadelphia	3-0
AK	Akron Rubber Bowl		H	Astrodome, Houston	1-2	PI	Forbes Field, Pittsburgh	6-2-1
AN	Anaheim Stadium	1-4	HG	Hagemeister Park, Green Bay		PO	Portsmouth, OH	1-2-1
B	Memorial Stadium, Baltimore	6-11	I	RCA Dome, Indianapolis	2-0	RJ	Raymond James Stadium, Tampa	0-1
BF	Rich Stadium, Buffalo	1-2	IL	University of Illinois, Champaign	*	RK	Rock Island, IL	
BK	Baker Bowl, Philadelphia	1-0-1	JR	Pro Player Stadium, Miami	1-0	S	Soldier Field, Chicago	132-63-1
BO	Fanway Park, Boston	3-0-1	JX	Jacksonville Municipal Stad. FL	1-0	SC	University of South Carolina	*
BR	Ebbets Field, Brooklyn		KC	Arrowhead Stadium, Kansas City 2-2		SD	Jack Murphy Stadium, San Diego	1-3
C	Ericsson Stadium, Charlotte, NC	0-0	KZ	Kezar Stadium, San Francisco	8-10	SE	Kingdome, Seattle	1-2
CB	Cleveland Browns new stadium		LA	Memorial Coliseum, LA 14-12-1		SF	Candlestick Park, San Francisco	4-7
CI	Cinergy Field, Cincinnati	1-1	LM	Lambeau Field, Green Bay	13-18	SH	Shibe Park, Philadelphia	1-1
CL	Cleveland Stadium	6-9	LN	Wembley Stadium, London	*	SI	Staten Island, NY	1-4
CM	Comiskey Park, Chicago	13-10	M	Metrodome, Minneapolis	7-9	SL	Busch Stadium, St. Louis	1-5
CN	Fawcett Stadium, Canton, OH		MI	Orange Bowl, Miami	0-3	SP	Joe Albi Stadium, Spokane, WA	*
CR	Crosley Field, Cincinnati		ML	County Stadium, Milwaukee	0-1	SW	Ullevi Stadium, Sweden	*
CS	Chicago Stadium	1-0	MN	Metropolitan Stad, Minneapolis	8-13	TB	Houlihan's Stadium, Tampa	1-7
D	Briggs (Tiger) Stadium, Detroit	21-18	MP	Mills Park, Chicago	0-0-1	TL	Tulane Stadium, New Orleans	2-0
DA	Cotton Bowl, Dallas	1-0	ND	Notre Dame, IN	*	TM	Sun Devil Stadium, Tempe, AZ	2-1
DB	Croke Park, Dublin, Ireland	*	NE	Foxboro Stadium, MA	0-1	TR	Three Rivers Stadium, Pittsburgh	1-3
DC	RFK Stadium, Washington, DC	3-5	NJ	Meadowlands, East Rutherford, NJ	4-1	TX	Texas Stadium, Irving, TX	2-5
DN	Mile High Stadium, Denver	2-4	NO	Superdome, New Orleans	3-4	TW	Trans World Dome, St. Louis, MO	1-0
DS	Dyche Stadium, Northwestern U.	1-0	NP	Normal Park, Chicago	2-1	UD	University of Detroit Stadium	1-1
FB	Forbes Field, Pittsburgh	1-0	NY	Yankee Stadium, New York	2-2-1	V	Veterans Stadium, Philadelphia	4-3
FR	Franklin Field, Univ of Penn	1-1	O	Oakland-Alameda Co. Coliseum	1-1	VA	Vanderbilt Stadium, Nashville, TN	0-1
G	Olympic Stadium, Berlin, Germany *		P	Pontiac Silverdome, Detroit	9-13	W	Wrigley Field, Chicago	221-89-22
GB	City Stadium, Green Bay	21-16-4	PG	Polo Grounds, New York	11-7-1	WA	Griffith Stadium, Washington, DC	5-4

FR First Round Playoffs
SR Second Round Playoffs
WC Wild Card Game
WCR Wild Card Round
DP Divisional Playoff

CC Conference Championship
NFL NFL Title Game
SB Super Bowl
+ Overtime
mnf Monday Night Football

th Thursday Night
thank Thanksgiving Day
sat Saturday
sn Sunday Night
***** pre-season games only

ARIZONA CARDINALS

W-54

L-26

T-6

For several years the Bears and Cardinals shared Wrigley Field and Comiskey Park.
 "H" designates the Bears as the home team; "V" designates the Bears as visitors.

1920 — Cardinals, 7-6 (H, NP)	1935 — Tie, 7-7 (H, W)	1949 — Bears, 17-7 (V, CM)
Staleys, 10-0 (V, W)	Bears, 13-0 (V, W)	Bears, 52-2 (H, W)
1921 — Tie, 0-0 (V, W)	1936 — Bears, 7-3 (H, W)	1950 — Bears, 27-6 (H, W)
1922 — Cardinals, 6-0 (V, CM) thank	Cardinals, 14-7 (V, W)	Cardinals, 20-10 (V, CM)
Cardinals, 9-0 (H, CM)	1937 — Bears, 16-7 (H, W)	1951 — Cardinals, 28-14 (V, CM)
1923 — Bears, 3-0 (H, W) thank	Bears, 42-28 (V, W)	Cardinals, 24-14 (H, W)
1924 — Bears, 6-0 (H, W)	1938 — Bears, 16-13 (V, S)	1952 — Cardinals, 21-10 (V, CM)
Bears, 21-0 (V, CM) thank	Bears, 34-28 (H, W)	Bears, 10-7 (H, W)
1925 — Cardinals, 9-0 (V, CM)	1939 — Bears, 44-7 (H, W)	1953 — Cardinals, 24-17 (H, W)
Tie, 0-0 (H, W) thank	Bears, 48-7 (V, CM)	1954 — Bears, 29-7 (V, CM)
1926 — Bears, 16-0 (V, W)	1940 — Cardinals, 21-7 (V, CM)	1955 — Cardinals, 53-14 (V, CM)
Bears, 10-0 (H, S)	Bears, 31-23 (H, W)	1956 — Bears, 10-3 (H, W)
Tie, 0-0 (H, W) thank	1941 — Bears, 53-7 (H, W)	1957 — Bears, 14-6 (V, CM)
1927 — Bears, 9-0 (V, NP)	Bears, 34-24 (V, CM)	1958 — Bears, 30-14 (H, W)
Cardinals, 3-0 (H, W) thank	1942 — Bears, 41-14 (H, W)	1959 — Bears, 31-7 (V, S)
1928 — Bears, 15-0 (V, NP)	Bears, 21-7 (V, CM)	1965 — Bears, 34-13 (W)
Bears, 34-0 (H, W) thank	1943 — Bears, 20-0 (H, W)	1966 — Cardinals, 24-17 (SL)
1929 — Tie, 0-0 (H, W)	Bears, 35-24 (V, CM)	1967 — Bears, 30-3 (W)
Cardinals, 40-6 (V, CM) thank	1944 — Bears, 34-7 (H, W)	1969 — Cardinals, 20-17 (SL)
1930 — Bears, 32-6 (V, CM)	Bears, 49-7 (V, FB)	1972 — Bears, 27-10 (SL)
Bears, 6-0 (H, W) thank	1945 — Cardinals, 16-7 (H, W)	1975 — Cardinals, 34-20 (S)
1931 — Bears, 26-13 (H, W)	Bears, 28-20 (V, CM)	1977 — Cardinals, 16-13 (SL)
Bears, 18-7 (V, W) thank	1946 — Bears, 34-17 (V, CM)	1978 — Bears, 17-10 (S)
1932 — Tie, 0-0 (H, W)	Cardinals, 35-28 (H, W)	1979 — Bears, 42-6 (S)
Bears, 34-0 (V, W) thank	1947 — Cardinals, 31-7 (V, CM)	1982 — Cardinals, 10-7 (S)
1933 — Bears, 12-9 (V, W)	Cardinals, 30-21 (H, W)	1984 — Cardinals, 38-21 (SL)
Bears, 22-6 (H, W) thank	1948 — Bears, 28-17 (V, CM)	1990 — Bears, 31-21 (TM)
1934 — Bears, 20-0 (H, W)	Cardinals, 24-21 (H, W)	1994 — Bears, 19-16 (TM) +
Bears, 17-6 (H, W)		1998 — Cardinals, 20-7 (TM)



Bears vs. The NFL

ATLANTA FALCONS

1966 — Bears, 23-6 (W)
 1967 — Bears, 23-14 (A)
 1968 — Falcons, 16-13 (W)
 1969 — Falcons, 48-31 (A)
 1970 — Bears, 23-14 (A)
 1972 — Falcons, 37-21 (S)
 1973 — Falcons, 46-6 (A)

W-9 L-10

1974 — Falcons, 13-10 (A)
 1976 — Falcons, 10-0 (S)
 1977 — Falcons, 16-10 (S)
 1978 — Bears, 13-7 (S)
 1980 — Falcons, 28-17 (A)
 1983 — Falcons, 20-17 (S)
 1985 — Bears, 36-0 (S)

1986 — Bears, 13-10 (A)
 1990 — Bears, 30-24 (S)
 1992 — Bears, 41-31 (S)
 1993 — Bears, 6-0 (S)
 1998 — Falcons, 20-13 (GD)

BALTIMORE RAVENS

1998 — Bears, 24-3 (S)

W-1 L-0

BUFFALO BILLS

1970 — Bears, 31-13 (W)
 1974 — Bills, 16-6 (BF)
 1979 — Bears, 7-0 (BF)

W-5 L-2

1988 — Bears, 24-3 (S)
 1991 — Bills, 35-20 (BF)
 1994 — Bears, 20-13 (S)

1997 — Bears, 20-3 (S)

CAROLINA PANTHERS

1995 — Bears, 31-27 (S)

W-1 L-0

CINCINNATI BENGALS

1972 — Bengals, 13-3 (S)
 1980 — Bengals, 17-14 (S) +

W-2 L-4

1986 — Bears, 44-7 (CI)
 1989 — Bears, 17-14 (S)

1992 — Bengals, 31-28 (S)+ sn
 1995 — Bengals, 16-10 (CI)

CLEVELAND BROWNS

1951 — Browns, 42-21 (CL)
 1954 — Browns, 39-10 (W)
 1960 — Browns, 42-0 (CL)
 1961 — Bears, 17-14 (W)

W-3 L-8

1967 — Browns, 24-0 (CL)
 1969 — Browns, 28-24 (W)
 1972 — Bears, 17-0 (CL)
 1980 — Browns, 27-21 (CL) mnf

1986 — Bears, 41-31 (S)
 1989 — Browns, 27-7 (CL) mnf
 1992 — Browns, 27-14 (CL)

DALLAS COWBOYS

1960 — Bears, 17-7 (W)
 1962 — Bears, 34-33 (DA)
 1964 — Cowboys, 24-10 (W)
 1968 — Cowboys, 34-3 (W)
 1971 — Bears, 23-19 (S)
 1973 — Cowboys, 20-17 (S)
 1976 — Cowboys, 31-21 (TX)

W-8 L-11

1977 — Cowboys, 37-7 (TX) WC
 1979 — Cowboys, 24-20 (TX)
 1981 — Cowboys, 10-9 (TX) thank
 1984 — Cowboys, 23-14 (S)
 1985 — Bears, 44-0 (TX)
 1986 — Bears, 24-10 (TX)
 1988 — Bears, 17-7 (S)

1991 — Cowboys, 17-13 (S) FR
 1992 — Cowboys, 27-14 (TX)
 1996 — Bears, 22-6 (S) mnf
 1997 — Cowboys, 27-3 (TX)
 1998 — Bears, 13-12 (S)

DENVER BRONCOS

1971 — Broncos, 6-3 (DN)
 1973 — Bears, 33-14 (DN)
 1976 — Broncos, 28-14 (S)
 1978 — Broncos, 16-7 (DN) mnf

W-5 L-6

1981 — Bears, 35-24 (S)
 1983 — Bears, 31-14 (S)
 1984 — Bears, 27-0 (S)
 1987 — Broncos, 31-29 (DN) mnf

1990 — Bears, 16-13 (DN) +
 1993 — Broncos, 13-3 (S) sat
 1996 — Broncos, 17-12 (DN)



Bears vs. The NFL

DETROIT LIONS

1930 — Spartans, 7-6 (PO)
Bears, 14-6 (W)

1931 — Bears, 9-6 (W)
Spartans, 3-0 (PO)

1932 — Tie, 13-13 (W)
Tie, 7-7 (PO)
Bears, 9-0 (CS)

1933 — Bears, 17-14 (W)
Bears, 17-7 (PO)

1934 — Bears, 19-16 (UD)
Bears, 10-7 (W) thank

1935 — Tie, 20-20 (W)
Lions, 14-2 (D) thank

1936 — Bears, 12-10 (W)
Lions, 13-7 (D) thank

1937 — Bears, 28-20 (W)
Bears, 13-0 (D) thank

1938 — Lions, 13-7 (W)
Lions, 14-7 (D) thank

1939 — Lions, 10-0 (W)
Bears, 23-13 (D)

1940 — Bears, 7-0 (W)
Lions, 17-14 (UD)

1941 — Bears, 49-0 (W)
Bears, 24-7 (D)

1942 — Bears, 16-0 (W)
Bears, 42-0 (D)

1943 — Bears, 27-21 (D)
Bears, 35-14 (W)

1944 — Tie, 21-21 (W)
Lions, 41-21 (D)

1945 — Lions, 16-10 (D)
Lions, 35-28 (W)

1946 — Bears, 42-6 (W)
Bears, 45-24 (D)

1947 — Bears, 33-24 (W)
Bears, 34-14 (D) thank

1948 — Bears, 28-0 (W)
Bears, 42-14 (D)

1949 — Bears, 27-24 (W)
Bears, 28-7 (D) thank

1950 — Bears, 35-21 (D)
Bears, 6-3 (W)

1951 — Bears, 28-23 (D)
Lions, 41-28 (W)

1952 — Bears, 24-23 (W)
Lions, 45-21 (D)

W-77

1953 — Lions, 20-16 (W)
Lions, 13-7 (D)

1954 — Lions, 48-23 (D)
Bears, 28-24 (W)

1955 — Bears, 24-14 (D)
Bears, 21-20 (W)

1956 — Lions, 42-10 (D)
Bears, 38-21 (W)

1957 — Bears, 27-7 (D)
Lions, 21-13 (W)

1958 — Bears, 20-7 (D)
Bears, 21-16 (W)

1959 — Bears, 24-14 (D)
Bears, 25-14 (W)

1960 — Bears, 28-7 (W)
Lions, 36-0 (D)

1961 — Bears, 31-17 (D)
Lions, 16-15 (W)

1962 — Lions, 11-3 (D)
Bears, 3-0 (W)

1963 — Bears, 37-21 (D)
Bears, 24-14 (W)

1964 — Lions, 10-0 (W)
Bears, 27-24 (D) thank

1965 — Bears, 38-10 (W)
Bears, 17-10 (D)

1966 — Lions, 14-3 (D)
Tie, 10-10 (W)

1967 — Bears, 14-3 (W)
Bears, 27-13 (D)

1968 — Lions, 42-0 (D)
Lions, 28-10 (W)

1969 — Lions, 13-7 (D)
Lions, 20-3 (W)

1970 — Lions, 28-14 (D) mnf
Lions, 16-10 (W)

1971 — Bears, 28-23 (D)
Lions, 28-3 (S)

1972 — Lions, 14-0 (D)
Lions, 38-24 (S)

1973 — Lions, 30-7 (S)
Lions, 40-7 (D)

1974 — Bears, 17-9 (S)
Lions, 34-17 (D)

1975 — Lions, 27-7 (P)
Bears, 25-21 (S)

L-56

T-5

1976 — Bears, 10-3 (S)
Lions, 14-10 (P)

1977 — Bears, 30-20 (S)
Bears, 31-14 (P) thank

1978 — Bears, 19-0 (P)
Lions, 21-17 (S)

1979 — Bears, 35-7 (S)
Lions, 20-0 (P) thank

1980 — Bears, 24-7 (S)
Bears, 23-17 (P) + thank

1981 — Lions, 48-17 (P) mnf
Lions, 23-7 (S)

1982 — Lions, 17-10 (P)
Bears, 20-17 (S)

1983 — Lions, 31-17 (P)
Lions, 38-17 (S)

1984 — Bears, 16-14 (S)
Bears, 30-13 (P)

1985 — Bears, 24-3 (S)
Bears, 37-17 (P)

1986 — Bears, 13-7 (S)
Bears, 16-13 (P) mnf

1987 — Bears, 30-10 (W)
(2nd game cancelled)

1988 — Bears, 24-7 (P)
Bears, 13-12 (S)

1989 — Bears, 47-27 (P)
Lions, 27-17 (S)

1990 — Bears, 23-17 (S) +
Lions, 38-21 (P)

1991 — Bears, 20-10 (S)
Lions, 16-6 (P) thank

1992 — Bears, 27-24 (S)
Lions, 16-3 (P)

1993 — Bears, 10-6 (P) thank
Lions, 20-14 (S)

1994 — Lions, 21-16 (P)
Bears, 20-10 (S)

1995 — Lions, 24-17 (S)
Lions, 27-7 (P) mnf

1996 — Lions, 35-16 (P)
Bears, 31-14 (S)

1997 — Lions, 32-7 (S)
Lions, 55-20 (P) thank

1998 — Bears, 31-27 (S)
Lions, 26-3 (P) sn

1999 —

EIGHTLESS IN '98

The Bears had played 1,070 games in their storied 78 seasons before finishing a game with a final score of "eight" for the first time. It finally happened on November 2, 1997: the Bears lost to the Redskins 31-8 at Soldier Field, scoring on an Erik Kramer TD toss and a two-point conversion for the final score. Chicago's opponents have only once totalled eight points in a contest: on November 6, 1932, the Giants scored a touchdown, missed the extra point, and recorded a fourth quarter safety in losing to the Bears, 28-8.

The Bears and their opponents were eightless in '98 as well. In fact, only two teams finished a game last season with a total of eight points: Oakland figured eight in its Kickoff Weekend home loss to Kansas City, 28-8 (9-6-98); and Tennessee topped Baltimore 12-8 on October 11 at Vanderbilt Stadium.



Bears vs. The NFL

GREEN BAY PACKERS

1921 — Staleys, 20-0 (W)
 1923 — Bears, 3-0 (GB)
 1924 — Bears, 3-0 (W)
 1925 — Packers, 14-10 (GB)
 Bears, 21-0 (W)
 1926 — Tie, 6-6 (GB)
 Bears, 19-13 (W)
 Tie, 3-3 (W)
 1927 — Bears, 7-6 (GB)
 Bears, 14-6 (W)
 1928 — Tie, 12-12 (GB)
 Packers, 16-6 (W)
 Packers, 6-0 (W)
 1929 — Packers, 23-0 (GB)
 Packers, 14-0 (W)
 Packers, 25-0 (W)
 1930 — Packers, 7-0 (GB)
 Packers, 13-12 (W)
 Bears, 21-0 (W)
 1931 — Packers, 7-0 (GB)
 Packers, 6-2 (W)
 Bears, 7-6 (W)
 1932 — Tie, 0-0 (GB)
 Packers, 2-0 (W)
 Bears, 9-0 (W)
 1933 — Bears, 14-7 (GB)
 Bears, 10-7 (W)
 Bears, 7-6 (W)
 1934 — Bears, 24-10 (GB)
 Bears, 27-14 (W)
 1935 — Packers, 7-0 (GB)
 Packers, 17-14 (W)
 1936 — Bears, 30-3 (GB)
 Packers, 21-10 (W)
 1937 — Bears, 14-2 (GB)
 Packers, 24-14 (W)
 1938 — Bears, 2-0 (GB)
 Packers, 24-17 (W)
 1939 — Packers, 21-16 (GB)
 Bears, 30-27 (W)
 1940 — Bears, 41-10 (GB)
 Bears, 14-7 (W)
 1941 — Bears, 25-17 (GB)
 Packers, 16-14 (W)
 Bears, 33-14 (W) CC
 1942 — Bears, 44-28 (GB)
 Bears, 38-7 (W)
 1943 — Tie, 21-21 (GB)
 Bears, 21-7 (W)
 1944 — Packers, 42-28 (GB)
 Bears, 21-0 (W)
 1945 — Packers, 31-21 (GB)
 Bears, 28-24 (W)
 1946 — Bears, 30-7 (GB)

W-82

Bears, 10-7 (W)
 1947 — Packers, 29-20 (GB)
 Bears, 20-17 (W)
 1948 — Bears, 45-7 (GB)
 Bears, 7-6 (W)
 1949 — Bears, 17-0 (GB)
 Bears, 24-3 (W)
 1950 — Packers, 31-21 (GB)
 Bears, 28-14 (W)
 1951 — Bears, 31-20 (GB)
 Bears, 24-13 (W)
 1952 — Bears, 24-14 (GB)
 Packers, 41-28 (W)
 1953 — Bears, 17-13 (GB)
 Tie, 21-21 (W)
 1954 — Bears, 10-3 (GB)
 Bears, 28-23 (W)
 1955 — Packers, 24-3 (GB)
 Bears, 52-31 (W)
 1956 — Bears, 37-21 (GB)
 Bears, 38-14 (W)
 1957 — Packers, 21-17 (GB)
 Bears, 21-14 (W)
 1958 — Bears, 34-20 (GB)
 Bears, 24-10 (W)
 1959 — Packers, 9-6 (GB)
 Bears, 28-17 (W)
 1960 — Bears, 17-14 (GB)
 Packers, 41-13 (W)
 1961 — Packers, 24-0 (GB)
 Packers, 31-28 (W)
 1962 — Packers, 49-0 (GB)
 Packers, 38-7 (W)
 1963 — Bears, 10-3 (GB)
 Bears, 26-7 (W)
 1964 — Packers, 23-12 (GB)
 Packers, 17-3 (W)
 1965 — Packers, 23-14 (LM)
 Bears, 31-10 (W)
 1966 — Packers, 17-0 (W)
 Packers, 13-6 (LM)
 1967 — Packers, 13-10 (LM)
 Packers, 17-13 (W)
 1968 — Bears, 13-10 (LM)
 Packers, 28-27 (W)
 1969 — Packers, 17-0 (LM)
 Packers, 21-3 (W)
 1970 — Packers, 20-19 (LM)
 Bears, 35-17 (W)
 1971 — Packers, 17-14 (S)
 Packers, 31-10 (LM)
 1972 — Packers, 20-17 (LM)
 Packers, 23-17 (S)
 1973 — Bears, 31-17 (LM)

L-69

T-6

Packers, 21-0 (S)
 1974 — Bears, 10-9 (S) mnf
 Packers, 20-3 (ML)
 1975 — Bears, 27-14 (S)
 Packers, 28-7 (LM)
 1976 — Bears, 24-13 (S)
 Bears, 16-10 (LM)
 1977 — Bears, 26-0 (LM)
 Bears, 21-10 (S)
 1978 — Packers, 24-14 (LM)
 Bears, 14-0 (S)
 1979 — Bears, 6-3 (S)
 Bears, 15-14 (LM)
 1980 — Packers, 12-6 (LM) +
 Bears, 61-7 (S)
 1981 — Packers, 16-9 (S)
 Packers, 21-17 (LM)
 1982 — *(both games cancelled
 by players' strike)*
 1983 — Packers, 31-28 (LM)
 Bears, 23-21 (S)
 1984 — Bears, 9-7 (LM)
 Packers, 20-14 (S)
 1985 — Bears, 23-7 (S) mnf
 Bears, 16-10 (LM)
 1986 — Bears, 25-12 (LM) mnf
 Bears, 12-10 (S)
 1987 — Bears, 26-24 (LM)
 Bears, 23-10 (S)
 1988 — Bears, 24-6 (LM)
 Bears, 16-0 (S)
 1989 — Packers, 14-13 (LM)
 Packers, 40-28 (S)
 1990 — Bears, 31-13 (LM)
 Bears, 27-13 (S)
 1991 — Bears, 10-0 (LM) thu
 Bears, 27-13 (S)
 1992 — Bears, 30-10 (LM)
 Packers, 17-3 (S)
 1993 — Packers, 17-3 (LM)
 Bears, 30-17 (S)
 1994 — Packers, 33-6 (S) mnf
 Packers, 40-3 (LM)
 1995 — Packers, 27-24 (S) mnf
 Packers, 35-28 (LM)
 1996 — Packers, 37-6 (S)
 Packers, 28-17 (LM)
 1997 — Packers, 38-24 (LM) mnf
 Packers, 24-23 (S)
 1998 — Packers, 26-20 (LM)
 Packers, 16-13 (S)
 1999 —

BARRY'S BIG BEAR BONANZA

Only one running back in NFL annals has ever gained 1,000 career yards against the Bears: Detroit's Barry Sanders. Sanders has 1,846 yards in 19 games against Chicago, including 14-28 in the Bears' 31-27 win over the Lions at Soldier Field last October 4th, and 24-114 in Detroit's 26-3 home victory on 11-15-98.



Bears vs. The NFL

INDIANAPOLIS COLTS

- 1953 — Colts, 13-9 (B)
Colts, 16-14 (W)
- 1954 — Bears, 28-9 (W)
Bears, 28-13 (B)
- 1955 — Colts, 23-17 (B)
Bears, 38-10 (W)
- 1956 — Colts, 28-21 (B)
Bears, 58-27 (W)
- 1957 — Colts, 21-10 (B)
Colts, 29-14 (W)
- 1958 — Colts, 51-38 (B)
Colts, 17-0 (W)
- 1959 — Bears, 26-21 (B)
Colts, 21-7 (W)

JACKSONVILLE JAGUARS

- 1995 — Bears, 30-27 (JX)
- 1998 — Jaguars, 24-23 (S)

KANSAS CITY CHIEFS

- 1973 — Chiefs, 19-7 (KC) mnf
- 1977 — Bears, 28-27 (S)
- 1981 — Bears, 16-13 (KC) +

MIAMI DOLPHINS

- 1971 — Dolphins, 34-3 (MI) mnf
- 1975 — Dolphins, 46-13 (S)
- 1979 — Dolphins, 31-16 (MI)

MINNESOTA VIKINGS

- 1961 — Vikings, 37-13 (MN)
Bears, 52-35 (W)
- 1962 — Bears, 13-0 (MN)
Bears, 31-30 (W)
- 1963 — Bears, 28-7 (MN)
Tie 17-17 (W)
- 1964 — Bears, 34-28 (MN)
Vikings, 41-14 (W)
- 1965 — Bears, 45-37 (MN)
Vikings, 24-17 (W)
- 1966 — Bears, 13-10 (MN)
Bears, 41-28 (W)
- 1967 — Bears, 17-7 (MN)
Tie, 10-10 (W)
- 1968 — Bears, 27-17 (MN)
Bears, 26-24 (W)
- 1969 — Vikings, 31-0 (W)
Vikings, 31-14 (MN)
- 1970 — Vikings, 24-0 (W)
Vikings, 16-13 (MN)
- 1971 — Bears, 20-17 (MN)
Vikings, 27-10 (S)
- 1972 — Bears, 13-10 (S) mnf
Vikings, 23-10 (MN)
- 1973 — Vikings, 22-13 (S)
Vikings, 31-13 (MN)

W-16 L-21

- 1960 — Colts, 42-7 (B)
Colts, 24-40 (W)
- 1961 — Bears, 24-10 (W)
Bears, 21-20 (B)
- 1962 — Bears, 35-15 (W)
Bears, 57-0 (B)
- 1963 — Bears, 10-3 (W)
Bears, 17-7 (B)
- 1964 — Colts, 52-0 (B)
Colts, 40-24 (W)
- 1965 — Colts, 26-21 (W)
Bears, 13-0 (B)
- 1966 — Bears, 27-17 (W)
Colts, 21-16 (B)

- 1967 — Colts, 24-3 (W)
- 1968 — Colts, 28-7 (B)
- 1969 — Colts, 24-21 (W)
- 1970 — Colts, 21-20 (B)
- 1975 — Colts, 35-7 (S)
- 1983 — Colts, 22-19 (B) +
- 1985 — Bears, 17-10 (S)
- 1988 — Bears, 17-13 (I)
- 1991 — Bears, 31-17 (I)

W-1 L-1

- 1987 — Bears, 31-28 (S)
- 1990 — Chiefs, 21-10 (S) sat
- 1993 — Bears, 19-17 (KC)

- 1996 — Chiefs, 14-10 (KC)
- 1999 —

W-3 L-5

- 1985 — Dolphins, 38-24 (MI) mnf
- 1988 — Bears, 34-7 (S)
- 1991 — Dolphins, 16-13 (S) +

- 1994 — Bears, 17-14 (JR)
- 1997 — Bears, 36-33 (JR) +

W-33 L-41

- 1974 — Vikings, 11-7 (MN)
Vikings, 17-0 (S)
- 1975 — Vikings, 28-3 (MN)
Vikings, 13-9 (S) mnf
- 1976 — Vikings, 20-19 (MN)
Bears, 14-13 (S)
- 1977 — Vikings, 22-16 (MN) +
Bears, 10-7 (S)
- 1978 — Vikings, 24-20 (S) mnf
Vikings, 17-14 (MN)
- 1979 — Bears, 26-7 (S)
Vikings, 30-27 (MN)
- 1980 — Vikings, 34-14 (S)
Vikings, 13-7 (MN)
- 1981 — Vikings, 24-21 (MN)
Bears, 10-9 (S)
- 1982 — Vikings, 35-7 (M)
- 1983 — Vikings, 23-14 (S)
Bears, 19-13 (M)
- 1984 — Bears, 16-7 (S)
Bears, 34-3 (M)
- 1985 — Bears, 33-24 (M) thu
Bears, 27-9 (S)
- 1986 — Bears, 23-0 (S)
Vikings, 23-7 (M)

T-2

- 1987 — Bears, 27-7, (S)
Bears, 30-24 (M) sn
- 1988 — Vikings, 31-7 (S)
Vikings, 28-27 (M) mnf
- 1989 — Bears, 38-7 (S)
Vikings, 27-16 (M) sn
- 1990 — Bears, 19-16 (S)
Vikings, 41-13 (M)
- 1991 — Bears, 10-6 (S)
Bears, 34-17 (M) mnf
- 1992 — Vikings, 21-20 (M)
Vikings, 38-10 (S) mnf
- 1993 — Vikings, 10-7 (M)
Vikings, 19-12 (S) mnf
- 1994 — Vikings, 42-14 (S)
Vikings, 33-27 (M)+thu
Bears, 35-18 (M) FR
- 1995 — Bears, 31-14 (S)
Bears, 14-6 (M) mnf
- 1996 — Vikings, 20-14 (S)
Bears, 15-13 (M) mnf
- 1997 — Vikings, 27-24 (S)
Vikings, 29-22 (M)
- 1998 — Vikings, 31-28 (S)
Vikings, 48-22 (M)
- 1999 —



Bears vs. The NFL

NEW ENGLAND PATRIOTS

1973 — Patriots, 13-10 (S)
 1979 — Patriots, 27-7 (S)
 1982 — Bears, 26-13 (S)

NEW ORLEANS SAINTS

1968 — Bears, 23-17 (TL)
 1970 — Bears, 24-3 (TL)
 1971 — Bears, 35-14 (S)
 1973 — Saints, 21-16 (NO)
 1974 — Bears, 24-10 (S)
 1975 — Bears, 42-17 (NO)
 1977 — Saints, 42-24 (S)

NEW YORK GIANTS

1925 — Bears, 19-7 (PG)
 Giants, 9-0 (W)
 1926 — Bears, 7-0 (W)
 1927 — Giants, 13-7 (PG)
 1928 — Bears, 13-0 (W)
 1929 — Giants, 26-14 (W)
 Giants, 34-0 (PG)
 Giants, 14-9 (W)
 1930 — Giants, 12-0 (W)
 Bears, 12-0 (PG)
 1931 — Bears, 6-0 (W)
 Bears, 12-6 (PG)
 Giants, 25-6 (W)
 1932 — Bears, 28-8 (PG)
 Bears, 6-0 (W)
 1933 — Bears, 14-10 (W)
 Giants, 3-0 (PG)
 Bears, 23-21 (W) NFL

NEW YORK JETS

1974 — Jets, 23-21 (S)
 1979 — Bears, 23-13 (S)

OAKLAND RAIDERS

1972 — Raiders, 28-21 (O)
 1976 — Raiders, 28-27 (S)
 1978 — Raiders, 25-19 (S) +
 1981 — Bears, 23-6 (O)

W-3

1985 — Bears, 20-7 (S)
 Bears, 46-10 (NO) SB
 1988 — Patriots, 30-7 (NE)

L-5

1994 — Patriots, 13-3 (S) sat
 1997 — Patriots, 31-3 (NE)

W-10

1980 — Bears, 22-3 (S)
 1982 — Saints, 10-0 (S)
 1983 — Saints, 34-31 (NO) +
 1984 — Bears, 20-7 (S)
 1987 — Saints, 19-17 (S)
 1990 — **Bears, 16-6 (S) FR**
 1991 — Bears, 17-13 (NO)

L-8

1992 — Saints, 28-6 (NO)
 1994 — Bears, 17-7 (S)
 1996 — Saints, 27-24 (NO)
 1997 — Saints, 20-17 (S) sn
 1999 —

W-30

1934 — Bears, 27-7 (W)
 Bears, 10-9 (PG)
 Giants, 30-13 (PG) NFL
 1935 — Bears, 20-3 (PG)
 Giants, 3-0 (W)
 1936 — Bears, 25-7 (PG)
 1937 — Tie, 3-3 (PG)
 1939 — Giants, 16-13 (PG)
 1940 — Bears, 37-21 (PG)
 1941 — **Bears, 37-9 (W) NFL**
 1942 — Bears, 26-7 (PG)
 1943 — Bears, 56-7 (PG)
 1946 — Giants, 14-0 (PG)
 Bears, 24-14 (PG) NFL
 1948 — Bears, 35-14 (W)
 1949 — Giants, 35-28 (PG)
 1956 — Tie, 17-17 (NY)
 Giants, 47-7 (NY) NFL

L-19

T-2

1962 — Giants, 26-24 (W)
 1963 — **Bears, 14-10 (W) NFL**
 1965 — Bears, 35-14 (NY)
 1967 — Bears, 34-7 (W)
 1969 — Giants, 28-24 (NY)
 1970 — Bears, 24-16 (NY)
 1974 — Bears, 16-13 (S)
 1977 — Bears, 12-9 (NJ) +
 1985 — **Bears, 21-0 (S) DP**
 1987 — Bears, 34-19 (S) mnf
 1990 — **Giants, 31-3 (NJ) SR**
 1991 — Bears, 20-17 (S)
 1992 — Giants, 27-14 (S) mnf
 1993 — Giants, 26-20 (S)
 1995 — Bears, 27-24 (NJ)

W-4

1985 — Bears, 19-6 (NJ) sat
 1991 — Bears, 19-13 (S) + mnf

L-2

1994 — Bears, 19-7 (NJ) sn
 1997 — Jets, 23-15 (S)

W-4

1984 — Bears, 17-6 (S)
 1987 — Bears, 6-3 (LA)
 1990 — Raiders, 24-10 (LA)
 1993 — Raiders, 16-14 (S)

L-5

1996 — Bears, 19-17 (S)
 1999 —

FRANCHISE MOVES

Arizona Cardinalsplayed in Chicago 1920-59; played in St. Louis 1960-87; known as Phoenix 1988-93
 Cleveland Brownssuspended operations in 1996; resume play in 1999
 Detroit Lionsknown as Portsmouth Spartans prior to 1934
 Tennessee Titansplayed in Houston 1960 - 1996; retained nickname "Oilers" through 1998
 Indianapolis Coltsplayed in Baltimore prior to 1984
 New England Patriotsplayed in Boston prior to 1971
 Philadelphia Eaglesplayed as a merged team with Pittsburgh in 1943 (one season only)
 Pittsburgh Steelersknown as Pirates prior to 1941; merged with Philly for 1943 season
 Oakland Raidersplayed in Los Angeles 1982-94
 St. Louis Ramsplayed in Cleveland 1937-45; in Los Angeles 1946-95
 Washington Redskinsknown as Braves prior to 1933; played in Boston to 1936



Bears vs. The NFL

PHILADELPHIA EAGLES

1933 — Tie, 3-3 (BK)
 1935 — Bears, 39-0 (BK)
 1936 — Bears, 17-0 (PH)
 Bears, 28-7 (PH)
 1938 — Bears, 28-6 (PH)
 1939 — Bears, 27-14 (W)
 1941 — Bears, 49-14 (SH)
 1942 — Bears, 45-14 (W)
 1943 — Bears, 48-21 (W)
 1944 — Bears, 28-7 (FB)
 1946 — Bears, 21-14 (W)

PITTSBURGH STEELERS

1934 — Bears, 28-0 (PI)
 1935 — Bears, 23-7 (PI)
 1936 — Bears, 27-9 (PI)
 Bears, 26-6 (W)
 1937 — Bears, 7-0 (PI)
 1939 — Bears, 32-0 (PI)
 1941 — Bears, 34-7 (W)
 1943 — Bears, 48-21 (W)
 1944 — Bears, 34-7 (W)
 Bears, 49-7 (CM)

SAN DIEGO CHARGERS

1970 — Chargers, 20-7 (W)
 1974 — Chargers, 28-21 (SD)
 1978 — Chargers, 40-7 (SD) mnf

SAN FRANCISCO 49ERS

1950 — Bears, 32-20 (KZ)
 Bears, 17-0 (W)
 1951 — Bears, 13-7 (W)
 1952 — 49ers, 40-16 (W)
 Bears, 20-17 (KZ)
 1953 — 49ers, 35-28 (W)
 49ers, 24-14 (KZ)
 1954 — 49ers, 31-24 (W)
 Bears, 31-27 (KZ)
 1955 — 49ers, 20-19 (W)
 Bears, 34-23 (KZ)
 1956 — Bears, 31-7 (W)
 Bears, 38-21 (KZ)
 1957 — 49ers, 21-17 (W)
 49ers, 21-17 (KZ)
 1958 — Bears, 28-6 (W)
 Bears, 27-14 (KZ)
 1959 — 49ers, 20-17 (KZ)
 Bears, 14-3 (W)

SEATTLE SEAHAWKS

1976 — Bears, 34-7 (SE)
 1978 — Seahawks, 31-29 (S)
 1982 — Seahawks, 20-14 (SE)

W-26

1947 — Bears, 40-7 (W)
 1948 — Eagles, 12-7 (SH)
 1949 — Bears, 38-21 (W)
 1955 — Bears, 17-10 (W)
 1961 — Eagles, 16-14 (FR)
 1963 — Bears, 16-7 (W)
 1968 — Bears, 29-16 (FR)
 1970 — Bears, 20-16 (DS)
 1972 — Bears, 21-12 (V)
 1975 — Bears, 15-13 (S)
1979 — Eagles, 27-17 (V) WC

L-5

T-1

1980 — Eagles, 17-14 (V)
 1983 — Bears, 7-6 (V)
 Bears, 17-14 (S)
 1986 — Bears, 13-10 (S) +
 1987 — Bears, 35-3, (V)
1988 — Bears, 20-12 (S) DP
 1989 — Bears, 27-13 (S) mnf
 1993 — Bears, 17-6 (V)
 1994 — Eagles, 30-22 (V) mnf
 1995 — Bears, 20-14 (S)
 1999 —

W-19

1945 — Bears, 28-7 (PI)
 1947 — Bears, 49-7 (W)
 1949 — Bears, 30-21 (W)
 1958 — Steelers, 24-10 (PI)
 1959 — Bears, 27-21 (W)
 1963 — Tie, 17-17 (PI)
 1967 — Steelers, 41-13 (PI)
 1969 — Bears, 38-7 (W)
 1971 — Bears, 17-15 (S)
 1975 — Steelers, 34-3 (TR)

L-6

T-1

1980 — Steelers, 38-3 (TR)
 1986 — Bears, 13-10 (S) +
 1989 — Bears, 20-0 (TR)
 1992 — Bears, 30-6 (S)
 1995 — Steelers, 37-34 (S) +
 1998 — Steelers, 17-12

W-3

1981 — Bears, 20-17 (S) +
 1984 — Chargers, 20-7 (SD) mnf
 1993 — Bears, 16-13 (SD) sn

L-4

1996 — Bears, 27-14 (S) sat
 1999 —

W-25

1960 — Bears, 27-10 (W)
 49ers, 25-7 (KZ)
 1961 — Bears, 31-0 (W)
 49ers, 41-31 (KZ)
 1962 — Bears, 30-14 (KZ)
 49ers, 34-27 (W)
 1963 — 49ers, 20-14 (KZ)
 Bears, 27-7 (W)
 1964 — 49ers, 31-21 (KZ)
 Bears, 23-21 (W)
 1965 — 49ers, 52-24 (KZ)
 Bears, 61-20 (W)
 1966 — Tie 30-30 (W)
 49ers, 41-14 (KZ)
 1967 — Bears, 28-14 (KZ)
 1968 — Bears, 27-19 (W)
 1969 — 49ers, 42-21 (KZ)
 1970 — 49ers, 37-16 (W)
 1971 — 49ers, 13-0 (SF)

L-28

T-1

1972 — 49ers, 34-21 (S)
 1974 — 49ers, 34-0 (S)
 1975 — 49ers, 31-3 (SF)
 1976 — Bears, 19-12 (SF)
 1978 — Bears, 16-13 (SF)
 1979 — Bears, 28-27 (SF)
 1981 — 49ers, 28-17 (SF)
 1983 — Bears, 13-3 (S)
1984 — 49ers, 23-0 (SF) CC
 1985 — Bears, 26-10 (SF)
 1987 — 49ers, 41-0 (SF) mnf
 1988 — Bears, 10-9 (S) mnf
 49ers, 28-3 (S) CC
 1989 — 49ers, 26-0 (SF)
 1991 — 49ers, 52-14 (SF) mnf
1994 — 49ers, 44-15 (SF) SR

W-2

1984 — Seahawks, 38-9 (SE)
 1987 — Seahawks, 34-21 (S)
 1990 — Bears, 17-0 (S)

L-4

1999 —



Bears vs. The NFL

ST. LOUIS RAMS

- 1937 — Bears, 20-2 (CL)
Bears, 15-7 (W)
- 1938 — Rams, 14-7 (W)
Rams, 23-21 (CL)
- 1939 — Bears, 30-21 (W)
Bears, 35-21 (CL)
- 1940 — Bears, 21-14 (CL)
Bears, 47-25 (W)
- 1941 — Bears, 48-21 (CL)
Bears, 31-13 (W)
- 1942 — Bears, 21-7 (CL)
Bears, 47-0 (W)
- 1944 — Rams, 19-7 (CL)
Bears, 28-21 (W)
- 1945 — Rams, 17-0 (CL)
Rams, 41-21 (W)
- 1946 — Tie, 28-28 (W)
Bears, 27-21 (LA)
- 1947 — Bears, 41-21 (LA)
Rams, 17-14 (W)
- 1948 — Bears, 42-21 (W)
Bears, 21-6 (LA)
- 1949 — Rams, 31-16 (W)
Rams, 27-24 (LA)
- 1950 — Bears, 24-20 (LA)
Bears, 24-14 (W)
Rams, 24-14 (LA) CC
- 1951 — Rams, 42-17 (W)

TAMPA BAY BUCCANEERS

- 1977 — Bears, 10-0 (TB)
- 1978 — Buccaneers, 33-19 (TB)
Bears, 14-3 (S)
- 1979 — Buccaneers, 17-13 (S)
Bears, 14-0 (TB)
- 1980 — Bears, 23-0 (S) mnf
Bears, 14-13 (TB) sat
- 1981 — Bears, 28-17 (S)
Buccaneers, 20-10 (TB)
- 1982 — Buccaneers, 26-23 (TB) +
- 1983 — Bears, 17-10 (S)
Bears, 27-0 (TB)
- 1984 — Bears, 34-14 (S)
Bears, 44-9 (TB)
- 1985 — Bears, 38-28 (S)

TENNESSEE TITANS

- 1973 — Bears, 35-14 (S)
- 1977 — Oilers, 47-0 (H)
- 1980 — Oilers, 10-6 (S)

WASHINGTON REDSKINS

- 1932 — Tie 7-7 (BO)
- 1933 — Bears, 7-0 (W)
Redskins, 10-0 (W)
- 1934 — Bears, 21-0 (BO)
- 1935 — Bears, 30-14 (BO)
- 1936 — Bears, 26-0 (BO)
- 1937 — Redskins, 28-21 (W) NFL
- 1938 — Bears, 31-7 (W)
- 1940 — Redskins, 7-3 (WA)
Bears, 73-0 (WA) NFL
- 1941 — Bears, 35-21 (W)
- 1942 — Redskins, 14-6 (WA) NFL
- 1943 — Redskins, 21-7 (WA)
Bears, 41-21 (W) NFL

W-48

- 1952 — Rams, 31-7 (LA)
Rams, 40-24 (W)
- 1953 — Rams, 38-24 (LA)
Bears, 24-21 (W)
- 1954 — Rams, 42-38 (LA)
Bears, 24-13 (W)
- 1955 — Bears, 31-20 (LA)
Bears, 24-3 (W)
- 1956 — Bears, 35-24 (LA)
Bears, 30-21 (W)
- 1957 — Bears, 34-26 (W)
Bears, 16-10 (LA)
- 1958 — Bears, 31-10 (W)
Rams, 41-35 (LA)
- 1959 — Rams, 28-21 (W)
Bears, 26-21 (LA)
- 1960 — Bears, 34-27 (W)
Tie, 24-24 (LA)
- 1961 — Bears, 21-17 (LA)
Bears, 28-24 (W)
- 1962 — Bears, 27-23 (LA)
Bears, 30-14 (W)
- 1963 — Bears, 52-14 (LA)
Bears, 6-0 (W)
- 1964 — Bears, 38-17 (W)
Bears, 34-24 (LA)
- 1965 — Rams, 30-28 (LA)
Bears, 31-6 (W)

L-32

T-3

- 1966 — Rams, 31-17 (LA)
Bears, 17-10 (W)
- 1967 — Rams, 28-17 (W)
- 1968 — Bears, 17-16 (LA)
- 1969 — Rams, 9-7 (W)
- 1971 — Rams, 17-3 (LA)
- 1972 — Tie, 13-13 (S)
- 1973 — Rams, 26-0 (S)
- 1975 — Rams, 38-10 (LA)
- 1976 — Rams, 20-12 (LA)
- 1977 — Bears, 24-23 (S) mnf
- 1979 — Bears, 27-23 (S)
- 1981 — Rams, 24-7 (S) mnf
- 1982 — Bears, 34-26 (AN)
- 1983 — Rams, 21-14 (AN)
- 1984 — Rams, 29-13 (AN)
- 1985 — Bears, 24-0 (S) CC**
- 1986 — Rams, 20-17 (S) mnf
- 1988 — Rams, 23-3 (AN) mnf
- 1989 — Bears, 20-10 (S)
- 1990 — Bears, 38-9 (S) sn
- 1993 — Rams, 20-6 (AN)
- 1994 — Bears 27-13 (S)
- 1995 — Rams, 34-28 (SL)
- 1996 — Bears, 35-9 (S)
- 1997 — Bears, 13-10 (TW) sn
- 1998 — Rams, 20-12 (S)
- 1999 —

W-30

- 1977 — Bears, 27-19 (TB)
- 1986 — Bears, 23-3 (TB)
Bears, 48-14 (S)
- 1987 — Bears, 20-3 (S)
Bears, 27-26 (TB)
- 1988 — Bears, 28-10 (S)
Bears, 27-15 (TB)
- 1989 — Buccaneers, 42-35 (TB)
Buccaneers, 32-31 (S)
- 1990 — Bears, 26-6 (TB)
Bears, 27-14 (S)
- 1991 — Bears, 21-20 (TB)
Bears, 27-0 (S) sat
- 1992 — Bears, 31-14 (S)
Buccaneers, 20-17 (TB)

L-12

- 1993 — Bears, 47-17 (S)
Buccaneers, 13-10 (TB)
- 1994 — Bears, 21-9 (S)
Bears, 20-6 (TB)
- 1995 — Bears, 25-6 (TB)
Bears, 31-10 (S)
- 1996 — Bears, 13-10 (S)
Buccaneers, 34-19 (TB)
- 1997 — Bears, 13-7 (S)
Buccaneers, 31-15 (TB)
- 1998 — Buccaneers, 27-15 (RJ)
Buccaneers, 31-17 (S)
- 1999 —

W-4

- 1986 — Bears, 20-7 (H)
- 1989 — Oilers, 33-28 (S)
- 1992 — Oilers, 24-7 (H) mnf

L-4

- 1995 — Bears, 35-32 (S)
- 1998 — Bears, 23-20 (VA)

W-21

- 1945 — Redskins, 28-21 (WA)
- 1946 — Bears, 24-20 (W)
- 1947 — Bears, 56-20 (WA)
- 1948 — Bears, 48-13 (W)
- 1949 — Bears, 31-21 (WA)
- 1951 — Bears, 27-0 (WA)
- 1953 — Bears, 27-24 (WA)
- 1957 — Redskins, 14-3 (W)
- 1964 — Redskins, 27-20 (DC)
- 1968 — Redskins, 38-28 (W)
- 1971 — Bears, 16-15 (S)
- 1974 — Redskins, 42-0 (DC)
- 1976 — Bears, 33-7 (S)
- 1978 — Bears, 14-10 (DC) sat

L-18

T-1

- 1980 — Bears, 35-21 (S)
- 1981 — Redskins, 24-7 (S)
- 1984 — Bears, 23-19 (DC) DP**
- 1985 — Bears, 45-10 (S)
- 1986 — Redskins, 27-13 (S) DP**
- 1987 — Redskins, 21-17 (S) DP**
- 1988 — Bears, 34-14 (DC)
- 1989 — Redskins, 38-14 (DC)
- 1990 — Redskins, 10-9 (DC)
- 1991 — Redskins, 20-7 (S)
- 1996 — Redskins, 10-3 (DC)
- 1997 — Redskins, 31-8 (S)
- 1999 —



Team-By-Team-Summary

BEARS vs. EXTINGUISHED FRANCHISES

	Road	Home	Total
Akron Pros		2-0-1	2-0-1
Akron Indians		1-0	1-0
Boston Yanks	2-0	1-0	3-0
Brooklyn Dodgers	5-0	5-0-1	10-0-1
Buffalo All-Americans		3-1	3-1
Buffalo Bisons	1-0	0-1	1-1
Canton Bulldogs		2-2	2-2
Champaign	1-0		1-0
Chicago Tigers	2-0		2-0
Cincinnati Reds	1-0	1-0	2-0
Cleveland Bulldogs	0-1	2-0	2-1
Cleveland Indians		2-0	2-0
Columbus Tigers		2-0	2-0
Dallas Texans	0-1	1-0	1-1
Dayton Triangles		4-0	4-0
Detroit Panthers	1-1	1-0-1	2-1-1
Detroit Tigers		1-0	1-0
Detroit Wolverines		0-2	0-2
Duluth Eskimos		2-0	2-0
Frankford Yellowjackets	2-3-1	5-1-1	7-4-2
Hammond Pros		3-0	3-0
Kewanee		1-0	1-0
Louisville Colonels		1-0	1-0
Milwaukee Badgers	1-0	2-0-1	3-0-1
Minneapolis Marines	3-0		3-0
Minneapolis Redjackets	1-0	2-0	3-0
Moline Tractors		1-0	1-0
New York Yankees	1-2	4-0	5-2
Oorang Indians		2-0	2-0
Pottsville Maroons		3-0	3-0
Providence Steam Rollers	0-1	0-0-1	0-1-1
Racine Legion	1-0	1-0-2	2-0-2
Rochester Jeffersons		2-0	2-0
Rock Island Independents	2-1-3	6-0-1	8-1-4
Rockford	1-0		1-0
Staten Island Stapletons	0-0-1	1-0	1-0-1
Toledo Maroons		1-0	1-0

ALL TIED UP

The Bears have had 42 ties in their 76-year history. However, their last knotted game was a 13-13 final against the Rams on September 24, 1972 — 410 games ago. The Bears' streak is the fifth longest *current* tieless streak, as well as the fifth longest in NFL history. New England (477 games) has the longest current streak and longest in league annals, followed by Cincinnati (445), Dallas (443), and Tennessee (423).

Since 1974, when sudden death overtime was introduced, there have been just 15 ties in the entire NFL — none by the Bears. The Bears hold the distinction of having played in the most overtime games (22) without a tie. The other four NFC Central teams have each had at least one tie, led by the Packers with four.

Before the '97 season, the last tie in the NFL was a 10-10 contest between Kansas City and Cleveland on November 19, 1989. The league played 1,836 games after the Chiefs-Browns clash, (including 109 advancing to overtime), without another tie...until November 16, 1997, when the Ravens and Eagles finished a game knotted 10-10. The NFL didn't have to wait long before getting tied up again: the Redskins and Giants ended in a 7-7 deadlock the following *week* (November 23, 1997). There were no ties last season.



Team-By-Team-Summary

BEARS vs. ACTIVE TEAMS

	Regular season		Post-season		Overall
	Road	Home	Road	Home	
Arizona Cardinals	1-1	0-0			54-26-6
Chicago Cardinals	15-11-1	30-8-5			
Cardinals-Steelers	1-0	1-0			
Phoenix Cardinals	1-0	0-0			
St. Louis Cardinals	1-4	4-2			
Atlanta Falcons	3-5	6-5			9-10
Baltimore Ravens	0-0	1-0			1-0
Buffalo Bills	1-2	4-0			5-2
Carolina Panthers	0-0	1-0			1-0
Cincinnati Bengals	1-1	1-3			2-4
Cleveland Browns	1-6	2-2			3-8
Dallas Cowboys	3-5	5-4	0-1	0-1	8-11
Denver Broncos	2-4	3-2			5-6
Detroit Lions	32-33	40-21-3			77-56-5
Portsmouth Spartans	2-2-1	3-0-1			
Green Bay Packers	34-36-4	47-33-2		1-0	82-69-6
Indianapolis Colts	2-0	1-0			16-21
Baltimore Colts	6-11	7-10			
Jacksonville Jaguars	1-0	0-1			1-1
Kansas City Chiefs	2-2	2-1			4-3
Miami Dolphins	2-3	1-2			3-5
Minnesota Vikings	16-22	17-18-2	1-0		33-41-2
New England Patriots	0-2	2-3		1-0*	3-5
New Orleans Saints	4-4	5-4		1-0	10-8
New York Giants	12-7-2	13-9	1-3	4-0	30-19-2
New York Jets	2-0	2-2			4-2
Oakland Raiders	1-1	1-2			4-5
Los Angeles Raiders	1-1	1-1			
Philadelphia Eagles	11-4-1	13-0	0-1	1-0	26-5-1
Eagles-Steelers		1-0			
Pittsburgh Steelers	3-5-1	9-1			19-6-1
Pittsburgh Pirates	3-0	1-0			
Cardinals-Steelers	1-0	1-0			
Eagles-Steelers		1-0			
San Diego Chargers	1-3	2-1			3-4
San Francisco 49ers	12-16	13-9-1	0-2	0-1	25-28-1
Seattle Seahawks	1-2	1-2			2-4
St. Louis Rams	1-1	1-1			48-32-3
Los Angeles Rams	14-14-1	20-10-2	0-1	1-0	
Cleveland Rams	5-3	6-2			
Tampa Bay Buccaneers	13-9	17-3			30-12
Tennessee Titans	0-0	0-0			4-4
Tennessee Oilers	1-0	0-0			
Houston Oilers	1-2	2-2			
Washington Redskins	6-8	8-5	2-1	1-3	21-18-1
Boston Redskins	3-1-1	1-0			
TOTAL	247-242-17	359-176-25	4-9	10-5	620-432-42

Note: The Eagles and Steelers merged in 1943 and the Cardinals and Steelers merged in 1944. Games are officially recorded under both teams (though only counted once in the "TOTAL" line).

* Bears were designated as home team, but game was at neutral site.

1999 opponents in orange.



Bears In The Pro Bowl

1/14/51	Dick Barwegan, G (1) Ray Bray, G (1) George Connor, T/LB (1) Fred Davis, T (1) Johnny Lujack, QB (1) Ed Sprinkle, DE (1) Bulldog Turner, C/LB (1)	Joe Fortunato, LB (1) Willie Galimore, RB (1) Bill George, LB (5) Stan Jones, G (4) Fred Williams, DT (3)	Roosevelt Taylor, DB (2)
1/12/52	Dick Barwegan, G (2) Ray Bray, G (2) George Connor, T/LB (2) John Dottley, RB (1) Johnny Lujack, QB (2) Ed Sprinkle, DE (2) Bulldog Turner, C/LB (2)	1/17/60 Doug Atkins, DE (3) Erich Barnes, DB (1) Rick Casares, RB (5) Bill George, LB (6) Stan Jones, G (5) Fred Williams, DT (4)	1/18/70 Dick Butkus, LB (5) Gale Sayers,† RB (5)
1/10/53	Dick Barwegan, G (3) George Connor, T/LB (3) Gene Schroeder, E (1) Ed Sprinkle, DE (3) Fred Williams, DT (1)	1/15/61 Doug Atkins, DE (4) Bill George, LB (7) Stan Jones, G (6) Johnny Morris, FL (1)	1/24/71 Dick Butkus, LB (6) Dick Gordon,* WR (1) Bobby Joe Green, P (1) Cecil Turner, KR (1)
1/17/54	George Connor, T/LB (4) Jack Hoffman, E (1) Don Kindt, HB (1) Fred Williams, DT (2)	1/14/62 Doug Atkins, DE (5) Mike Ditka, TE (1) Bill George, LB (8) Stan Jones, G (7)	1/23/72 Dick Butkus, LB (7) Dick Gordon, WR (2)
1/16/55	Bill Bishop, T (1) Bill George, LB (1) Harlon Hill, WR (1) Ed Sprinkle, DE (4)	1/13/63 Doug Atkins, DE (6) Mike Ditka, TE (2) Joe Fortunato, LB (2) Richie Petitbon, DB (1)	1/21/73 Dick Butkus, LB (8) Ron Smith, KR (1)
1/15/56	Ed Brown, QB (1) Rick Casares, RB (1) Bill George, LB (2) Harlon Hill, WR (2) Jack Hoffman, E (2) Stan Jones, G (1) Bill Wightkin, T (1)	112/64 Doug Atkins, DE (7) Mike Ditka, TE (3) Joe Fortunato, LB (3) Joe Marconi, RB (1) Richie Petitbon, DB (2) Mike Pyle, C (1) Roosevelt Taylor, DB (1) Bill Wade, QB (1)	1/20/74 Wally Chambers, DT (1)
1/13/57	Ed Brown, QB (2) JC Caroline, HB (1) Rick Casares, RB (2) Bill George, LB (3) Harlon Hill, WR (3) Stan Jones, G (2) McNeil Moore, HB (1) Larry Strickland, C (1)	1/10/65 Mike Ditka, TE (4) Joe Fortunato, LB (4) Johnny Morris,* FL (2)	1/20/75 None
1/12/58	Doug Atkins, DE (1) Rick Casares, RB (3) Bill George, LB (4) Kline Gilbert, T (1) Stan Jones, G (3)	1/15/66 Doug Atkins, DE (8) Dick Butkus, LB (1) Mike Ditka, TE (5) Joe Fortunato, LB (5) Gale Sayers, RB (1)	1/26/76 Wally Chambers, DT (2) Walter Payton, RB (1)
1/11/59	Doug Atkins, DE (2) Rick Casares, RB (4)	1/22/67 Dick Butkus, LB (2) Richie Petitbon, DB (3) Gale Sayers†, RB (2)	1/17/77 Wally Chambers, DT (3)
		1/21/68 Dick Butkus, LB (3) Gale Sayers,† RB (3) Richie Petitbon, DB (3)	1/23/78 Allan Ellis, CB (1) Walter Payton,† RB (2)
		1/19/69 Dick Butkus, LB (4) Gale Sayers,* RB (4)	1/29/79 Walter Payton, RB (3)
			1/27/80 Walter Payton, RB (4)
			2/1/81 Gary Fencik, S (1) Dan Hampton, DE (1) Walter Payton, RB (5)
			1/31/82 Gary Fencik, S (2)
			2/6/83 Dan Hampton, DT (2)
			1/29/84 Walter Payton, RB (6) Mike Singletary, LB (1)
			1/27/85 Todd Bell, S (1) Richard Dent, DE (1) Dan Hampton, DT (3) Walter Payton, RB (7) Mike Singletary, LB (2)
			2/2/86 Jim Covert, T (1) Richard Dent, DE (2) Dave Duerson, S (1) Dan Hampton, DE (4) Jay Hilgenberg, C (1) Jim McMahon, QB (1) Walter Payton, RB (8) Mike Singletary, LB (3) Otis Wilson, LB (1)



Bears In The Pro Bowl

2/1/87	Jim Covert, T (2) Dave Duerson, S (2) Wilber Marshall, LB (1) Steve McMichael, DT (1) Jay Hilgenberg, C (2) Walter Payton, RB (9) Mike Singletary, LB (4)	2/4/90	Neal Anderson,* RB (2) Jay Hilgenberg, C (5) Mike Singletary, LB (7)	2/6/94	Richard Dent, DE (4) Mark Carrier, S (3) Donnell Woolford, CB (1)
2/7/88	Dave Duerson, S (3) Jay Hilgenberg, C (3) Wilber Marshall, LB (2) Steve McMichael, DT (2) Mike Singletary, LB (5)	2/3/91	Neal Anderson,* RB (3) Mark Bortz,* G (2) Mark Carrier, S (1) Richard Dent, DE (3) Jay Hilgenberg, C (6) Mike Singletary, LB (8)	2/5/95	None
1/29/89	Neal Anderson, RB (1) Mark Bortz, G (1) Dave Duerson, S (4) Jay Hilgenberg, C (4) Mike Singletary, LB (6)	2/2/92	Neal Anderson,* RB (4) Mark Carrier, S (2) Shaun Gayle, S (1) Jay Hilgenberg, C (7) Mike Singletary, LB (9)	2/4/96	None
		2/7/93	Mike Singletary, LB (10)	2/2/97	None
				2/1/98	None
				2/7/99	None

* Did not play due to injuries; † Denotes game's outstanding player

Bears In Overtime

Since overtime was adopted in 1974, the Bears have played in 22 extra periods — sixth behind Minnesota (27), Denver (24), Miami (24), Cleveland (23) and New England (22). Chicago's eleven overtime wins are tied for second in the NFC with Arizona and Washington, and trail Minnesota (13). In the AFC, Cleveland (13), Denver (13), Pittsburgh (13), Cincinnati (12), Buffalo (11), and Oakland (10) lead the overtime victory column.

Date	Coin flip winner	Site	Opponent	Score	Elapsed
Oct. 16, 1977	CHICAGO	Minnesota	Minnesota Vikings	L 16-22	6:45
Dec. 18, 1977	New York	New York	New York Giants	W 12- 9	14:51
Oct. 1, 1978	CHICAGO	CHICAGO	Oakland Raiders	L 19-25	5:19
Sept. 7, 1980	CHICAGO	Green Bay	Green Bay Packers	L 6-12	6:00
Nov. 27, 1980	CHICAGO	Detroit	Detroit Lions	W 23-17	0:21*
Dec. 14, 1980	Cincinnati	CHICAGO	Cincinnati Bengals	L 14-17	4:23
Oct. 25, 1981	CHICAGO	CHICAGO	San Diego Chargers	W 20-17	9:30
Nov. 8, 1981	CHICAGO	Kansas City	Kansas City Chiefs	W 16-13	13:07
Jan. 2, 1983	CHICAGO	Tampa Bay	Tampa Bay Buccaneers	L 23-26	3:14
Sept. 18, 1983	CHICAGO	New Orleans	New Orleans Saints	L 31-34	10:57
Sept. 25, 1983	Baltimore	Baltimore	Baltimore Colts	L 19-22	4:51
Sept. 14, 1986	Philadelphia	CHICAGO	Philadelphia Eagles	W 13-10	5:56
Nov. 30, 1986	CHICAGO	CHICAGO	Pittsburgh Steelers	W 13-10	3:55
Nov. 18, 1990	Denver	Denver	Denver Broncos	W 16-13	13:14
Dec. 2, 1990	CHICAGO	CHICAGO	Detroit Lions	W 23-17	10:57
Sept. 23, 1991	NY Jets	CHICAGO	New York Jets	W 19-13	14:42
Nov. 24, 1991	Miami	CHICAGO	Miami Dolphins	L 13-16	4:11
Nov. 8, 1992	CHICAGO	CHICAGO	Cincinnati Bengals	L 28-31	8:39
Nov. 27, 1994	Arizona	Arizona	Arizona Cardinals	W 19-16	8:11
Dec. 1, 1994	CHICAGO	Minnesota	Minnesota Vikings	L 27-33	5:46
Nov. 5, 1995	CHICAGO	CHICAGO	Pittsburgh Steelers	L 34-37	8:19
Oct. 27, 1997	Miami	Miami	Miami Dolphins	W 36-33	9:25

11-11 overall: 5-5 at home; 6-6 on the road

*NFL record for shortest OT period. David Williams returned OT kickoff 95 yards for a touchdown.



Bears On Monday Night Football

Date	Opponent	Site	Score	Following Week
Oct. 5, 1970	Detroit Lions	Tiger Stadium	L 14-28	L Min
Nov. 29, 1971	Miami Dolphins	Orange Bowl	L 3-24	L @ Den
Oct. 23, 1972	Minnesota Vikings	SOLDIER FIELD	W 13-10	W @ StL
Nov. 12, 1973	Kansas City Chiefs	Arrowhead	L 7-19	L Det
Oct. 21, 1974	Green Bay Packers	SOLDIER FIELD	W 10- 9	L @ Buf
Oct. 27, 1975	Minnesota Vikings	SOLDIER FIELD	L 9-13	L Mia
Oct. 10, 1977	Los Angeles Rams	SOLDIER FIELD	W 24-23	L+ @Min
Sept. 25, 1978	Minnesota Vikings	SOLDIER FIELD	L 20-24	L+ Oak
Oct. 16, 1978	Denver Broncos	Mile High	L 7-16	L @ TB
Dec. 4, 1978	San Diego Chargers	Jack Murphy	L 7-40	W GB
Oct. 6, 1980	Tampa Bay Buccaneers	SOLDIER FIELD	W 23- 0	L @ Min
Nov. 3, 1980	Cleveland Browns	Cleveland	L 21-27	W Wash
Sept. 28, 1981	Los Angeles Rams	SOLDIER FIELD	L 7-24	W @ Min
Oct. 19, 1981	Detroit Lions	Silverdome	L 17-48	W+ SD
Dec. 3, 1984	San Diego Chargers	Jack Murphy	L 7-20	L GB
Oct. 21, 1985	Green Bay Packers	SOLDIER FIELD	W 23- 7	W Min
Dec. 2, 1985	Miami Dolphins	Orange Bowl	L 24-38	W Ind
Sept. 22, 1986	Green Bay Packers	Lambeau Field	W 25-12	W @ Cin
Nov. 3, 1986	Los Angeles Rams	SOLDIER FIELD	L 17-20	W @ TB
Dec. 15, 1986	Detroit Lions	Silverdome	W 16-13	W @ Dal
Sept. 14, 1987	New York Giants	SOLDIER FIELD	W 34-19	W TB
Nov. 16, 1987	Denver Broncos	Mile High	L 29-31	W Det
Dec. 14, 1987	San Francisco 49ers	Candlestick	L 0-41	L @ Sea
Oct. 24, 1988	San Francisco 49ers	SOLDIER FIELD	W 10- 9	L @ NE
Dec. 5, 1988	Los Angeles Rams	Anaheim	L 3-20	W Det
Dec. 19, 1988	Minnesota Vikings	Metrodome	L 27-28	end of season
Oct. 2, 1989	Philadelphia Eagles	SOLDIER FIELD	W 27-13	L @ TB
Oct. 23, 1989	Cleveland Browns	Cleveland	L 7-27	W LA Rams
Sept. 23, 1991	New York Jets	SOLDIER FIELD	W+ 19-13	L @ Buf
Nov. 11, 1991	Minnesota Vikings	Metrodome	W 34-17	W @ Ind
Dec. 23, 1991	San Francisco 49ers	Candlestick	L 14-52	end of season
Sept. 21, 1992	New York Giants	SOLDIER FIELD	L 14-27	W Atl
Nov. 2, 1992	Minnesota Vikings	SOLDIER FIELD	L 10-38	L+ Cin
Dec. 7, 1992	Houston Oilers	Astrodome	L 7-24	W Pit
Oct. 25, 1993	Minnesota Vikings	SOLDIER FIELD	L 12-19	L @ GB
Sept. 12, 1994	Philadelphia Eagles	Veterans Stadium	L 22-30	L Min
Oct. 31, 1994	Green Bay Packers	SOLDIER FIELD	L 6-33	W @ TB
Sept. 11, 1995	Green Bay Packers	SOLDIER FIELD	L 24-27	W @ TB
Oct. 30, 1995	Minnesota Vikings	Metrodome	W 14- 6	L+ Pit
Dec. 4, 1995	Detroit Lions	Silverdome	L 7-27	L @ Cin
Sept. 2, 1996	Dallas Cowboys	SOLDIER FIELD	W 22-6	L @ Wash
Oct. 28, 1996	Minnesota Vikings	Metrodome	W 15-13	W TB
Sept. 1, 1997	Green Bay Packers	Lambeau Field	L 24-38	L Min
Oct. 27, 1997	Miami Dolphins	Pro Player Stadium	W 36-33+	L Wash

+ Overtime

Overall Record on *Monday Night Football*: 16-28 (Home: 10-9, Road: 6-19)

Record week following *MNF*: 20-22

At home following *MNF* home game: 3-3; following *MNF* road game: 9-7

On the road following *MNF* home game: 5-8; following *MNF* road game: 3-4

- The Bears-Dolphins game on December 2, 1985 remains the highest rated *Monday Night Football* game in NFL history drawing a 29.6 rating and 46.0 share.
- The Bears' 44 Monday night appearances from 1970-98 rank fifth in the NFL behind only Miami (59), Dallas (55), Oakland (50), and San Francisco (50).



Bears TV / Radio Programs

PRE-SEASON TV

For the sixth season, the Chicago Bears have teamed with WBBM-TV (CBS — Channel 2 in Chicago) in televising all four Bears **pre-season games** to Chicago and surrounding markets. The Bears are responsible for production and advertising sales of the games. The NFL on CBS broadcast team of **Kevin Harlan** and **Sam Wyche** will handle play-by-play duties and color analysis, respectively.

The Bears-Colts game on Saturday, August 7 starts at 7:00 PM; followed by the Bears at Steelers contest on Friday, August 13 at 6:30 PM. The Bears host the Rams on Saturday, August 21 at 7:00 PM, and the pre-season concludes with the Bears visiting the Browns on Saturday, August 28 at 7:00 PM. Each game is re-broadcast later the same evening on Channel 2.

CHICAGO BEARS WEEKLY

For the tenth season, the Chicago Bears will produce a 30-minute television show, **Chicago Bears Weekly**. The show airs each Saturday night at 10:30 PM on WBBM-TV in Chicago, beginning September 11th and continuing throughout the season.

Every week the program presents an insider's view of the Bears organization including interviews with Bears players and coaches. Each episode reviews the latest Bears game and analyzes the upcoming opponent.

CHICAGO BEARS INSIDER

The Bears radio coverage on game day begins three hours prior to kickoff, and for the eighth season **Chicago Bears Insider** opens the program (on WMAQ radio). Hosted by Gary Bender and Hub Arkush, **CBI** is a 45-minute show which gives Bear fans an in-depth preview and analysis of the upcoming opponent. The program includes discussion of hot NFL issues, an in-depth interview with a player or coach, team related features and information, and analysis of the season to date.

DICK JAURON RADIO SHOW

Bears Head Coach Dick Jauron conducts his weekly radio show on WMAQ (670 AM) each Monday evening from 6:00 to 7:00 PM. Hosted by Hub Arkush, the hour-long **Dick Jauron Radio Show** allows the Coach to look at the latest news from Halas Hall and around the NFL. Fans have the opportunity to talk with the Coach during the program's call-in segment.

CHICAGO BEARS EXTRA

The pre-eminent Bears wrap-up show serves as a nightcap for all Bears fans. **Chicago Bears Extra** will be broadcast on Sunday nights at 10:30 PM on WBBM-TV in Chicago, and as always will feature a segment with Coach Dick Jauron. Coach will appear via satellite or join WBBM broadcasters Tim Weigel and Howard Sudberry live from Chicago. A Bears player will also contribute analysis about the day's events in the NFL.

BEARS MANAGEMENT REPORT

New in 1999, the **Bears Management Report** will deliver to fans all of the inside scoop about the team from the President himself. Ted Phillips will join play-by-play man Gary Bender each Monday evening from 7:00-7:30 PM on WMAQ Radio. Radio listeners will get their chance to ask the President about stadium development efforts, league issues, and franchise strategies. Other Bears front office brass will share with fans their particular area of expertise: personnel, scouting, marketing, athletic training, and salary cap issues will be discussed, among others. **BMR** will be the football fans' true insider event.

BEARS LUNCHEON SERIES

The **Chicago Bears / Chicago Sun-Times Luncheon Series** is the "official" Chicago Bears luncheon held every week throughout the season. Each Monday night or Tuesday, a current Bear player, coach, or representative will appear along with a prominent Chicago sports anchor at one of the four Maggiano's locations in the Chicagoland area (downtown, Skokie, Oak Brook, Schaumburg). For the seventh season the event will be televised on Fox Sports Chicago on Tuesday evenings, with re-broadcasts on Wednesdays at 4:00 PM and Thursdays at noon.




Bears Radio Play-By-Play

WMAQ 670-AM

One of the nation's top all-news stations, WMAQ Radio enters its third season as the radio home of the Chicago Bears in 1999. WMAQ has a tradition rich in Chicago sports broadcasting history. The station also is the home of the *Dick Jauron Radio Show*. **Gary Bender** calls play-by-play for the Bears, with analysis from *Pro Football Weekly's* **Hub Arkush** and former Bear offensive guard **Tom Thayer**. Pre-game shows begin three hours prior to kickoff. The post-game show from the lockerroom features analysis from Coach Jauron and key players from the game.


GARY BENDER

Veteran broadcaster Gary Bender joins the Bears team in 1999, fresh from stints with the St. Louis Rams and the NBA Phoenix Suns. The Ulysses, Kansas native is a Wichita State grad and earned his master's degree at the University of Kansas, and later became the voice of the Jayhawk Radio Network. Bender's early credits include work for the Green Bay Packers, Wisconsin Badgers, Milwaukee Brewers, and Big Ten Conference. In 1975, he joined CBS for a 12-year association that included 27 different sports, including NFL football (and the well known 1975 "Hail Mary" game), The Masters, and the Final Four (1982-84). Bender moved to ABC in 1987 to work on *Monday Night Baseball*, the *Wide World of Sports*, and the Winter Olympics. He became the Turner Network's lead NBA and NFL announcer in 1991. Bender has written a book on broadcasting ("The Call of the Game, What Really Goes On In The Broadcast Booth"), and started a company, "Sports Careers", which assists young people in the industry. Bender remains affiliated with Kansas' William Allen White School of Journalism. He and his wife, Linda, have resided in Phoenix for 17 years.




HUB ARKUSH

Hub Arkush begins his 13th season as a member of the Bears radio team. Arkush is publisher of *Pro Football Weekly*, a periodical devoted to pro football that is widely read in NFL circles. Arkush also serves as the founder and co-host of the syndicated radio and television shows with the same name. Arkush joined WGN Radio in 1985 as a pre-and post-game analyst before filling in during Bears broadcasts in 1987, and moving to WMAQ in the spring of 1997. He is a highly sought after guest on sports talk shows nationwide. Arkush is a lifetime Chicagoan who attended Deerfield High School and the University of Michigan.



TOM THAYER

Tom Thayer retired from the Bears in 1992 after a distinguished 8-year career at offensive guard. Originally a Bears' fourth-round draft pick in 1983 after an all-American career at Notre Dame, Thayer played for two-plus seasons with the USFL's Chicago Blitz before joining the Bears. One of the team's strongest players, Thayer earned his starting role at right guard four games into the 1985 season, and eventually compiled consecutive game and consecutive start streaks that led the Bears during the late 1980s. Before joining the WMAQ team for the 1997 season, Thayer worked for two years as a Bears analyst on WFLD-TV's pro football programming. A former all-state lineman at Joliet Catholic High, Thayer resides in Chicago.





Communicating With The Bears

CHICAGO BEARS RADIO NETWORK

The Bears Radio Network consists of at least 25 stations across Illinois and the Midwest.

The following affiliates are included:

KCPS-AM	Burlington, IA	WIRL-AM	Peoria, IL
KIOA-AM	Des Moines, IA	WJEQ-FM	Macomb, IL
KJOC-AM	Quad Cities, IL/IA	WKAM-AM	Goshen, IN
WBYS-FM	Canton, IL	WLBH-AM/FM	Mattoon, IL
WDDD-AM	Marion, IL	WLOI-AM	LaPorte, IN
WDWS-AM	Champaign, IL	WRAM-WMOI	Monmouth, IL
WFMB-AM	Springfield, IL	WKLZ-AM	Kalamazoo, MI
WGEM-AM	Quincy, IL	WRHL-AM/FM	Rochelle, IL
WHCO-AM	Sparta, IL	WROK-AM	Rockford, IL
WHHK-FM	Galva, IL	WSBT-AM	South Bend, IN
WINU-AM	Highland, IL	WSOY-AM	Decatur, IL
WFPS-FM	Freeport, IL	WKAN-AM	Kankakee, IL
WVLN-AM/WSEI-FM	Olney, IL		

TICKET INFORMATION and BEARS SHARE

TICKET OFFICE – The Bears ticket office is located on the first floor of Halas Hall. Single game tickets are sold through the mail beginning June 1 of each year. After the mail order sale concludes, individual game tickets are available at the ticket office, or by calling TicketMaster at 312 / 559-1212.

The Bears Ticket Office telephone number is (847) 615-BEAR (2327).

BEARS SHARE – In 1993, the Bears created Bears Share, their ticket donation program benefiting the Boy Scouts of America, Boys and Girls Club of Chicago, and Clearbrook Center for the Handicapped. The idea is simple: if a season ticket subscriber or single ticket purchaser cannot attend a game, he or she donates those tickets to one of the three agencies. The agency either arranges for a responsible adult to escort one of their program participants to a Bears game, or re-sells the tickets at face value. For more information, call the Bears Ticket Office.

BEARS PRESS RELEASES, STATS, ROSTERS, NEWS & NOTES

The Bears' former "Fax on Demand" service is no longer in use. For all sorts of information, please visit the Chicago Bears' official team website at www.chicagobears.com. The NFL's website—at www.nfl.com—is similarly brimming with information, including links to all 31 NFL teams, play-by-plays for all games, leaguewide statistics, schedules and results, pictures, and audio feeds from recent events.

The Chicago Bears' website was launched in the summer of 1999. All team press releases, including the Upcoming Game release and the Wednesday Update and Injury Report, as well as the current roster, current depth chart, current team stats, latest game play-by-play, 1999 schedule and results, and latest news and notes, will be available at www.chicagobears.com. You can read more about the website and its links on the inside front cover of the 1999 Chicago Bears Media Guide.

There is also a special media access section within www.chicagobears.com; media outlets will be informed how to access that part of the website.



NFL Phone Numbers

NFL League Office	280 Park Avenue, New York, NY 10017	(212) 450-2000
NFL Properties	280 Park Avenue, New York, NY 10017	(212) 450-2000
NFL Films	330 Fellowship Road, Mt. Laurel, NJ 08054	(609) 778-1600
Pro Football Hall of Fame	2121 George Halas Dr. NW, Canton, OH 44708	(330) 456-8207
Elias Sports Bureau	500 Fifth Avenue, New York, NY 10036	(212) 869-1530

Team	PR Director	Phone Number
Arizona Cardinals	Paul Jensen	(602) 967-1010
Atlanta Falcons	Aaron Salkin	(770) 945-1111
Baltimore Ravens	Kevin Byrne	(410) 654-6200
Buffalo Bills	Scott Berchtold	(716) 648-1800
Carolina Panthers	Charlie Dayton	(704) 358-1644
Chicago Bears	Bryan Harlan	(847) 295-6600
Cincinnati Bengals	Jack Brennan	(513) 621-3550
Cleveland Browns	Alex Martins	(440) 891-5000
Dallas Cowboys	Rich Dalrymple	(214) 556-9900
Denver Broncos	Jim Saccomano	(303) 649-9000
Detroit Lions	Mike Murray	(248) 335-4131
Green Bay Packers	Lee Rimmel	(414) 494-2351
Indianapolis Colts	Craig Kelley	(317) 297-2658
Jacksonville Jaguars	Dan Edwards	(904) 633-6000
Kansas City Chiefs	Bob Moore	(816) 924-9300
Miami Dolphins	Harvey Greene	(954) 452-7000
Minnesota Vikings	Bob Hagen	(612) 828-6500
New England Patriots	Stacy James	(508) 543-8200
New Orleans Saints	Greg Bensel	(504) 733-0255
New York Giants	Pat Hanlon	(201) 935-3111
New York Jets	Frank Ramos	(516) 560-8100
Oakland Raiders	Mike Taylor	(510) 567-9000
Philadelphia Eagles	Ron Howard	(215) 463-2500
Pittsburgh Steelers	Ron Wahl	(412) 323-0300
St. Louis Rams	Rick Smith	(314) 877-3700
San Diego Chargers	Bill Johnston	(619) 280-2111
San Francisco 49ers	Kirk Reynolds	(408) 562-4949
Seattle Seahawks	Gary Wright	(206) 827-9777
Tampa Bay Buccaneers	Reggie Roberts	(813) 870-2700
Tennessee Titans	Tony Wylie	(713) 881-3500
Washington Redskins	Mike McCall	(703) 471-9100

Important Dates In 1999-2000

Fri., July 23	Training camp two-a-day practices begin — Platteville, Wisconsin
Tue., Aug. 31	Roster cut to 60 (3:00 PM CT)
Sun., Sep. 5	Roster cut to 53 (3:00 PM CT)
Mon., Sep. 6	Clubs may create practice squad of up to five players (after 3:00 PM CT)
Sun., Sep. 12	Regular season opener vs. Kansas City Chiefs — Soldier Field (NOON CT)
Tue., Oct. 19	Trading deadline (3:00 PM CT)
Tue., Nov. 16	Deadline to sign drafted, franchise, transition players, and restricted and unrestricted free agents, to whom June 1 tender was made. Players unsigned by Nov. 16 are prohibited from playing in the NFL in 1999.
Sun., Jan. 2, 2000	Regular season ends vs. Tampa Bay Buccaneers — Soldier Field (NOON CT)
Jan. 8-9, 2000	Wild Card Weekend
Jan. 15-16, 2000	Divisional Playoff games
Sun., Jan. 23, 2000	Conference Championships
Sun., Jan. 30, 2000	Super Bowl XXXIV — Atlanta, GA — Kickoff at 5:00 PM CT
Sun., Feb. 6, 2000	Pro Bowl — Honolulu, HI — 5:00 PM CT
Feb. 24-28, 2000	NFL Combine, RCA Dome, Indianapolis, IN
Mar. 26-30, 2000	League meetings in Palm Beach, Florida
Apr. 15-16, 2000	2000 NFL Draft



1999 NFL Pre-Season Schedule

Hall of Fame Weekend (August 6-9)

Saturday, August 7	Indianapolis at BEARS	(WBBM — Channel 2) 7:00 PM
	Oakland at St. Louis	7:00 PM
	American Bowl (Sydney) Denver vs. San Diego	(FOX) 8:00 PM
Monday, August 9	Hall of Fame Game (Canton, OH) Cleveland vs. Dallas	(ABC) 6:00 PM

WEEK 1 (August 12-16)

Thursday, August 12	San Diego at San Francisco	7:00 PM
	Baltimore at Philadelphia	7:00 PM
Friday, August 13	Detroit at Atlanta	6:30 PM
	Carolina at Jacksonville	6:30 PM
	BEARS at Pittsburgh	(WBBM — Channel 2) 6:30 PM
	NY Giants at Minnesota	(ESPN) 7:00 PM
	Washington at New England	6:30 PM
	New Orleans at Miami	6:30 PM
Saturday, August 14	Cleveland at Tampa Bay	7:00 PM
	Buffalo at Seattle	8:00 PM
	NY Jets at Green Bay	(CBS) 7:00 PM
	Arizona at Denver	8:00 PM
	Cincinnati at Indianapolis	7:00 PM
Sunday, August 15	Dallas at Oakland	3:00 PM
	Tennessee at Kansas City	7:30 PM

WEEK 2 (August 19-23)

Thursday, August 19	Seattle at San Francisco	(ESPN) 7:00 PM
Friday, August 20	Pittsburgh at Carolina	7:00 PM
	Tennessee at Arizona	9:00 PM
	Cincinnati at Detroit	6:00 PM
	Philadelphia at New York Jets	6:30 PM
	Buffalo at Washington	7:00 PM
Saturday, August 21	Buffalo at Atlanta	6:30 PM
	Indianapolis at New Orleans	7:00 PM
	Jacksonville at New York Giants	6:00 PM
	Tampa Bay at Kansas City	7:30 PM
	St. Louis at BEARS	(WBBM — Channel 2) 7:00 PM
	Dallas at New England	(ESPN) 7:00 PM
	Minnesota at Cleveland	6:00 PM
	Miami at San Diego	10:00 PM
Monday, August 23	Denver at Green Bay (Madison)	(ABC) 7:00 PM

WEEK 3 (August 26-30)

Thursday, August 26	Kansas City at Jacksonville	(CBS) 7:00 PM
	Philadelphia at Minnesota	7:00 PM
Friday, August 27	Atlanta at Tennessee	(ESPN) 7:00 PM
Saturday, August 28	Green Bay at New Orleans	7:00 PM
	Carolina at Baltimore	6:30 PM
	Arizona at Seattle	9:00 PM
	BEARS at Cleveland	(WBBM — Channel 2) 7:00 PM
	New England at Tampa Bay	7:00 PM
	Detroit at Miami	6:00 PM
	Buffalo at Cincinnati	6:30 PM
	Washington at Pittsburgh	6:30 PM
	New York Jets at New York Giants	7:00 PM
	San Diego at St. Louis	7:00 PM
Sunday, August 29	Denver at Dallas	(FOX) 7:00 PM
Monday, August 30	San Francisco at Oakland	(ABC) 7:00 PM

WEEK 4 (September 2-6)

Thursday, September 2	New Orleans at Tennessee	7:00 PM
	New England at Carolina	7:00 PM
	Miami at Green Bay	7:00 PM
	Seattle at Indianapolis	7:00 PM
	St. Louis at Detroit	6:00 PM
	Jacksonville at Dallas	8:00 PM
	Cleveland at Philadelphia	6:30 PM
Friday, September 3	New York Giants at Baltimore	11:00 AM
	Kansas City at San Diego	10:00 PM
	San Francisco at Denver	8:00 PM
	Tampa Bay at Washington	7:00 PM
	Atlanta at Cincinnati	6:30 PM
	Minnesota at New York Jets	6:30 PM
	Oakland at Arizona	9:00 PM
Saturday, September 4	Pittsburgh at Buffalo	6:30 PM

All times Chicago time



Media Information

CREDENTIALS: News media representatives who have not been issued season press credentials should request single game credentials in advance by writing or calling Bryan Harlan, Director of Public Relations, Halas Hall, 1000 Football Drive, Lake Forest, IL 60045. (847) 295-6600. Credentials will be left at the PRESS WILL CALL window located at Gate 17 on the west side of the stadium. PRESS WILL CALL opens three hours before kickoff. Space is extremely limited in the Soldier Field Press Box, so guests are NOT permitted and credentials are limited to working press only.

PHOTOGRAPHERS: Sideline credentials for field photographers are issued by the Bears' PR department. Space limitations make it impossible to accredit free lance photographers who are not on specific assignment by a recognized sports or news publication. Sideline credentials must be reserved five days before the game and can be picked up at Gate 17.

PARKING: Media parking is limited at Soldier Field. Applications must be made in writing on company letterhead to Bryan Harlan.

TELEPHONES: The Bears provide a limited number of co-op credit card phones for copy transmission. To order phone lines in the Soldier Field Press Box call: Debbie Bordeaux at Ameritech at (888) 270-6565.

TO SOLDIER FIELD FROM O'HARE AIRPORT: Take Kennedy Expressway to Congress Street. Exit East to Columbus Drive. Go right (south) on Columbus until it feeds into Lake Shore Drive South. Exit at 18th Street (on right), and make a left at the stop sign at the bottom of the ramp.

FROM SOLDIER FIELD TO O'HARE AIRPORT: Take Lake Shore Drive South to I-55 (on right). Take I-55 to I-90/94. Exit North / West to Wisconsin. Follow signs to O'Hare (take the Kennedy / I-90).

DIRECTIONS OUT OF PRESS BOX AFTER GAME: Take press box elevator to first level concourse inside stadium; follow inside concourse to south end of stadium. Exit at Gate O. All taxi cabs are instructed to pick up at Gate O.

POST-GAME TRANSPORTATION: Please advise Bears' PR personnel as soon as possible should you require post-game transportation. Phone: (312) TAXI-CAB (829-4222).

BEARS PUBLIC RELATIONS TELEPHONE NUMBERS:


Office: (847) 295-6600	Office Extensions	Home
Bryan Harlan, Director	220	773 / 975-8082
Scott Hagel, Assistant Director	224	847 / 837-1615

BEARS' 1999 ROAD HEADQUARTERS

Pittsburgh (pre-season)	Marriott City Center	412-918-1307
Cleveland (pre-season)	Cleveland Renaissance	216-902-4017
Oakland	Marriott San Ramon	925-244-6125
Minneapolis	Hyatt Regency Minneapolis	612-370-1234
Tampa	Wyndam Westshore	813-286-4050
Washington, D.C.	Washington Marriott	202-872-1500
Green Bay	Comfort Suites	920-499-7449
San Diego	Hyatt Regency La Jolla	619-552-1234
Detroit	Double Tree Guest Suites	248-879-9139
St. Louis	Adams Mark	314-241-7400




Notes





Notes



Chicago Bears 1999 Schedule

PRE-SEASON

DATE	Opponent	Chicago Time	Network
Sat., Aug. 7	INDIANAPOLIS COLTS	7:00 PM	WBBM
Fri., Aug. 13	at Pittsburgh Steelers	6:30 PM	WBBM
Sat., Aug. 21	ST. LOUIS RAMS	7:00 PM	WBBM
Sat., Aug. 28	at Cleveland Browns	7:00 PM	WBBM

REGULAR SEASON

DATE	Opponent	Chicago Time	Network
Sun., Sept. 12	KANSAS CITY CHIEFS	NOON	CBS
Sun., Sept. 19	SEATTLE SEAHAWKS	NOON	CBS
Sun., Sept. 26	at Oakland Raiders	3:15 PM	FOX
Sun., Oct. 3	NEW ORLEANS SAINTS	NOON	FOX
Sun., Oct. 10	at Minnesota Vikings	NOON	FOX
Sun., Oct. 17	PHILADELPHIA EAGLES	NOON	FOX
Sun., Oct. 24	at Tampa Bay Buccaneers	NOON	FOX
Sun., Oct. 31	at Washington Redskins	NOON	FOX
Sun., Nov. 7	at Green Bay Packers	NOON	
Sun., Nov. 14	MINNESOTA VIKINGS	NOON	FOX
Sun., Nov. 21	at San Diego Chargers	3:15 PM	FOX
Thu., Nov. 25	at Detroit Lions	11:40 AM	FOX
Sun., Dec. 5	GREEN BAY PACKERS	NOON	FOX
Sun., Dec. 12	Bye Week		
Sun., Dec. 19	Detroit Lions	NOON	FOX
Sun., Dec. 26	at St. Louis Rams	NOON	FOX
Sun., Jan. 2	TAMPA BAY BUCCANEERS	NOON	FOX

HOME GAMES IN CAPS





1999 NFL Schedule

WEEK 10

No game: Atlanta

Sunday, November 14

Baltimore at Jacksonville, 3:15 PM

Carolina at St. Louis, Noon

Cleveland at Pittsburgh, Noon

Detroit at Arizona, 3:15 PM

Green Bay at Dallas, 3:15 PM

Indianapolis at N.Y. Giants, Noon

Kansas City at Tampa Bay, Noon

Miami at Buffalo, Noon

Minnesota at BEARS, Noon

San Diego at Oakland, 3:15 PM

San Francisco at New Orleans, Noon

Tennessee at Cincinnati, Noon

Washington at Philadelphia, Noon

Denver at Seattle, 7:20 PM

Monday, November 15

N.Y. Jets at New England, 8:00 PM

WEEK 11

No game: Minnesota

Sunday, November 21

Atlanta at Tampa Bay, Noon

Baltimore at Cincinnati, 3:05 PM

Buffalo at N.Y. Jets, Noon

Carolina at Cleveland, Noon

BEARS at San Diego, 3:15 PM

Dallas at Arizona, 3:15 PM

Detroit at Green Bay, Noon

Indianapolis at Philadelphia, Noon

New England at Miami, Noon

N.Y. Giants at Washington, 3:15 PM

Pittsburgh at Tennessee, Noon

St. Louis at San Francisco, 3:15 PM

Seattle at Kansas City, Noon

New Orleans at Jacksonville, 7:20 PM

Monday, November 22

Oakland at Denver, 8:00 PM

WEEK 12

No game: Denver

Thanksgiving Day, November 25

BEARS at Detroit, 11:40 AM

Miami at Dallas, 3:15 PM

Sunday, November 28

Arizona at N.Y. Giants, Noon

Cincinnati at Pittsburgh, Noon

Jacksonville at Baltimore, Noon

Kansas City at Oakland, 3:15 PM

New England at Buffalo, Noon

New Orleans at St. Louis, Noon

N.Y. Jets at Indianapolis, 3:15 PM

Philadelphia at Washington, Noon

San Diego at Minnesota, Noon

Tampa Bay at Seattle, 3:05 PM

Tennessee at Cleveland, Noon

Atlanta at Carolina, 7:20 PM

Monday, November 29

Green Bay at San Francisco, 8:00 PM

WEEK 13

No game: Buffalo

Thursday, December 2

Pittsburgh at Jacksonville, 7:20 PM

Sunday, December 5

Cleveland at San Diego, 3:15 PM

Green Bay at BEARS, Noon

Indianapolis at Miami, Noon

Kansas City at Denver, 3:15 PM

New Orleans at Atlanta, Noon

N.Y. Jets at N.Y. Giants, Noon

Philadelphia at Arizona, 3:15 PM

St. Louis at Carolina, Noon

San Francisco at Cincinnati, Noon

Seattle at Oakland, 3:15 PM

Tennessee at Baltimore, Noon

Washington at Detroit, Noon

Dallas at New England, 7:20 PM

Monday, December 6

Minnesota at Tampa Bay, 8:00 PM

WEEK 14

No game: BEARS

Thursday, December 9

Oakland at Tennessee, 7:20 PM

Sunday, December 12

Arizona at Washington, Noon

Atlanta at San Francisco, 3:15 PM

Baltimore at Pittsburgh, Noon

Carolina at Green Bay, Noon

Cleveland at Cincinnati, Noon

Detroit at Tampa Bay, Noon

Miami at N.Y. Jets, 3:05 PM

New England at Indianapolis, Noon

N.Y. Giants at Buffalo, Noon

Philadelphia at Dallas, Noon

St. Louis at New Orleans, Noon

San Diego at Seattle, 3:05 PM

Minnesota at Kansas City, 7:20 PM

Monday, December 13

Denver at Jacksonville, 8:00 PM

WEEK 15

No game: Cincinnati

Saturday, December 18

Pittsburgh at Kansas City, 11:40 AM

San Francisco at Carolina, 3:15 PM

Sunday, December 19

Atlanta at Tennessee, Noon

Detroit at BEARS, Noon

Jacksonville at Cleveland, Noon

New England at Philadelphia, Noon

New Orleans at Baltimore, Noon

N.Y. Giants at St. Louis, Noon

N.Y. Jets at Dallas, 3:15 PM

San Diego at Miami, Noon

Seattle at Denver, 3:15 PM

Tampa Bay at Oakland, 3:05 PM

Washington at Indianapolis, Noon

Buffalo at Arizona, 7:20 PM

Monday, December 20

Green Bay at Minnesota, 8:00 PM

WEEK 16

No game: Philadelphia

Friday, December 24

Dallas at New Orleans, 3:05 PM

Saturday, December 25

Denver at Detroit, 3:15 PM

Sunday, December 26

Arizona at Atlanta, Noon

Buffalo at New England, Noon

Carolina at Pittsburgh, Noon

BEARS at St. Louis, Noon

Cincinnati at Baltimore, Noon

Green Bay at Tampa Bay, 3:15 PM

Indianapolis at Cleveland, Noon

Jacksonville at Tennessee, Noon

Kansas City at Seattle, 3:05 PM

Minnesota at N.Y. Giants, Noon

Oakland at San Diego, 3:05 PM

Washington at San Francisco, 7:20 PM

Monday, December 27

N.Y. Jets at Miami, 8:00 PM

WEEK 17

No game: Cleveland

Sunday, January 2

Arizona at Green Bay, Noon

Baltimore at New England, Noon

Cincinnati at Jacksonville, Noon

Detroit at Minnesota, Noon

Indianapolis at Buffalo, Noon

Miami at Washington, 3:15 PM

New Orleans at Carolina, Noon

N.Y. Giants at Dallas, 3:05 PM

Oakland at Kansas City, Noon

St. Louis at Philadelphia, Noon

San Diego at Denver, 3:15 PM

Seattle at N.Y. Jets, Noon

Tampa Bay at BEARS, Noon

Tennessee at Pittsburgh, 3:15 PM

Monday, January 3

San Francisco at Atlanta, 8:00 PM

POST-SEASON

Saturday, January 8, 2000

Wild Card, 11:30 AM and 3:00 PM

Sunday, January 9, 2000

Wild Card, 11:30 AM and 3:00 PM

Saturday, January 15, 2000

Divisional Playoffs, 11:30 AM and 3:00 PM

Sunday, January 16, 2000

Divisional Playoffs, 11:30 AM and 3:00 PM

Sunday, January 23, 2000

Conference Championships

11:30 AM and 3:00 PM

Sunday, January 30, 2000

Super Bowl XXXIV—Atlanta

5:00 PM — FOX

Sunday, February 6, 2000

Pro Bowl, 5:00 PM — Honolulu



1999 NFL Schedule

WEEK 1

No game: San Diego

Sunday, September 12

Arizona at Philadelphia, NOON
Baltimore at St. Louis, NOON
Buffalo at Indianapolis, NOON
Carolina at New Orleans, NOON
Cincinnati at Tennessee, NOON
Dallas at Washington, NOON
Detroit at Seattle, 3:15 PM

Kansas City at BEARS, Noon

Minnesota at Atlanta, 3:15 PM
New England at N.Y. Jets, NOON
N.Y. Giants at Tampa Bay, 3:15 PM
Oakland at Green Bay, NOON
San Francisco at Jacksonville, 3:15 PM
Pittsburgh at Cleveland, 7:20 PM

Monday, September 13

Miami at Denver, 8:00 PM

WEEK 2

No game: St. Louis

Sunday, September 19

Arizona at Miami, NOON
Cleveland at Tennessee, 3:15 PM
Denver at Kansas City, 3:15 PM
Green Bay at Detroit, NOON
Indianapolis at New England, NOON
Jacksonville at Carolina, NOON
New Orleans at San Francisco, 3:05 PM
Oakland at Minnesota, NOON
Pittsburgh at Baltimore, NOON
San Diego at Cincinnati, NOON

Seattle at BEARS, Noon

Tampa Bay at Philadelphia, NOON
Washington at N.Y. Giants, NOON
N.Y. Jets at Buffalo, 7:20 PM

Monday, September 20

Atlanta at Dallas, 8:00 PM

WEEK 3

No game: Dallas, Miami, New Orleans

Sunday, September 26

Atlanta at St. Louis, NOON
BEARS at Oakland, 3:15 PM
Cincinnati at Carolina, NOON
Cleveland at Baltimore, NOON
Denver at Tampa Bay, NOON
Detroit at Kansas City, NOON
Indianapolis at San Diego, 3:05 PM
Minnesota at Green Bay, 3:15 PM
Philadelphia at Buffalo, NOON
Seattle at Pittsburgh, NOON
Tennessee at Jacksonville, 3:05 PM
Washington at N.Y. Jets, NOON
N.Y. Giants at New England, 7:20 PM

Monday, September 27

San Francisco at Arizona, 7:00 PM

WEEK 4

No game: Detroit, Green Bay, Indianapolis

Sunday, October 3

Arizona at Dallas, NOON
Baltimore at Atlanta, NOON
Carolina at Washington, 3:05 PM
Jacksonville at Pittsburgh, NOON
Kansas City at San Diego, 3:15 PM
New England at Cleveland, NOON

New Orleans at BEARS, Noon

N.Y. Jets at Denver, 3:15 PM
Philadelphia at N.Y. Giants, NOON
St. Louis at Cincinnati, NOON
Tampa Bay at Minnesota, NOON
Tennessee at San Francisco, 3:15 PM
Oakland at Seattle, 7:20 PM

Monday, October 4

Buffalo at Miami, 8:00 PM

WEEK 5

No game: Carolina, Seattle, Washington

Sunday, October 10

Atlanta at New Orleans, NOON
Baltimore at Tennessee, 3:15 PM
BEARS at Minnesota, Noon
Cincinnati at Cleveland, NOON
Dallas at Philadelphia, NOON
Denver at Oakland, 3:15 PM
Miami at Indianapolis, 3:15 PM
New England at Kansas City, NOON
N.Y. Giants at Arizona, 3:05 PM
Pittsburgh at Buffalo, NOON
San Diego at Detroit, NOON
San Francisco at St. Louis, NOON
Tampa Bay at Green Bay, 7:20 PM

Monday, October 11

Jacksonville at N.Y. Jets, 8:00 PM

WEEK 6

No game: Baltimore, Kansas City, Tampa Bay

Sunday, October 17

Carolina at San Francisco, 3:15 PM
Cleveland at Jacksonville, NOON
Green Bay at Denver, 3:15 PM
Indianapolis at N.Y. Jets, NOON
Miami at New England, NOON
Minnesota at Detroit, NOON
Oakland at Buffalo, NOON
Philadelphia at BEARS, Noon
Pittsburgh at Cincinnati, NOON
St. Louis at Atlanta, NOON
Seattle at San Diego, 3:05 PM
Tennessee at New Orleans, NOON
Washington at Arizona, 7:20 PM

Monday, October 18

Dallas at N.Y. Giants, 8:00 PM

WEEK 7

No game: Arizona, Jacksonville, Tenn

Thursday, October 21

Kansas City at Baltimore, 7:20 PM

Sunday, October 24

Buffalo at Seattle, 3:15 PM
BEARS at Tampa Bay, Noon
Cincinnati at Indianapolis, NOON
Cleveland at St. Louis, NOON
Denver at New England, NOON
Detroit at Carolina, NOON
Green Bay at San Diego, 3:05 PM
New Orleans at N.Y. Giants, NOON
N.Y. Jets at Oakland, 3:15 PM
Philadelphia at Miami, NOON
San Francisco at Minnesota, NOON
Washington at Dallas, NOON

Monday, October 25

Atlanta at Pittsburgh, 8:00 PM

WEEK 8

No game: N.Y. Jets, Pittsburgh, San Francisco

Sunday, October 31

Buffalo at Baltimore, NOON
Carolina at Atlanta, NOON
BEARS at Washington, Noon
Cleveland at New Orleans, NOON
Dallas at Indianapolis, NOON
Jacksonville at Cincinnati, NOON
Miami at Oakland, 3:05 PM
Minnesota at Denver, 3:15 PM
New England at Arizona, 3:05 PM
N.Y. Giants at Philadelphia, NOON
St. Louis at Tennessee, NOON
San Diego at Kansas City, NOON
Tampa Bay at Detroit, 7:20 PM

Monday, November 1

Seattle at Green Bay, 8:00 PM

WEEK 9

No game: New England, N.Y. Giants, Oakland

Sunday, November 7

Arizona at N.Y. Jets, NOON
Baltimore at Cleveland, NOON
Buffalo at Washington, NOON
BEARS at Green Bay, Noon
Cincinnati at Seattle, 3:15 PM
Denver at San Diego, 3:15 PM
Jacksonville at Atlanta, NOON
Kansas City at Indianapolis, NOON
Philadelphia at Carolina, NOON
Pittsburgh at San Francisco, 3:15 PM
St. Louis at Detroit, NOON
Tampa Bay at New Orleans, 3:05 PM
Tennessee at Miami, 7:20 PM

Monday, November 8

Dallas at Minnesota, 8:00 PM

ALWAYS
ENJOY ONE
ON ICE.



©1997 The Coca-Cola Company. "Coca-Cola" and the Contour Bottle design are registered trademarks of The Coca-Cola Company.